



AGENDA

ORDINARY MEETING OF COUNCIL

to be held on

**Thursday, 20 June 2019
at 5.30pm**



WESTERN AUSTRALIA'S
WILDFLOWER COUNTRY

'This meeting is being recorded on audio tape and to assist with minute taking purposes. The public is reminded that in accordance with Section 6.16 of the Shire of Morawa Meeting Procedures Local Law 2012 that nobody shall use any visual or vocal recording device or instrument to record the proceedings of Council without the written permission of the presiding member.'

DISCLAIMER

No responsibility whatsoever is implied or accepted by the Shire of Morawa for any act, omission, statement or intimation occurring during Council Meetings. The Shire of Morawa disclaims any liability for any loss whatsoever and howsoever caused arising out of reliance by any person or legal entity on any such act, omission, and statement of intimation occurring during Council Meetings.

Any person or legal entity that acts or fails to act in reliance upon any statement, act or omission occurring in a Council Meeting does so at their own risk. The Shire of Morawa advises that any person or legal entity should only rely on formal confirmation or notification of Council resolutions.

DISCLOSURE OF FINANCIAL/ IMPARTIALITY/ PROXIMITY INTERESTS

Local Government Act 1995 – Section 5.65, 5.70 and 5.71 Local Government (Administration) Regulation 34C

<i>This form is provided to enable members and officers to disclose an Interest in a matter in accordance with the regulations of Section 5.65, 5.70 and 5.71 of the Local Government Act and Local Government (Administration) Regulation 34C</i>			
Name of person declaring the interest			
Position			
Date of Meeting			
Type of Meeting (Please circle one)	Council Meeting/ Committee Meeting/ Special Council Meeting Workshop/ Public Agenda Briefing/ Confidential Briefing		
Interest Disclosed			
Item Number and Title			
Nature of Interest			
Type of Interest (please circle one)	Financial	Proximity	Impartiality
Interest Disclosed			
Item Number and Title			
Nature of Interest			
Type of Interest (please circle one)	Financial	Proximity	Impartiality
Interest Disclosed			
Item Number and Title			
Nature of Interest			
Type of Interest (please circle one)	Financial	Proximity	Impartiality

Signature: _____ **Date:** _____

Important Note: Should you declare a **Financial** or **Proximity** Interest, in accordance with the Act and Regulations noted above, you are required to leave the room while the item is being considered.

For an **Impartiality** Interest, you must state the following prior to the consideration of the item:

“With regard to agenda item (read item number and title), I disclose that I have an impartiality interest because (read your reason for interest). As a consequence, there may be a perception that my impartiality on the matter may be affected. I declare that I will consider this matter on its merits and vote accordingly.”

This page is blank intentionally.

Contents

Item 1	Opening of Meeting	8
Item 2	Acknowledgement of Traditional Owners and Dignitaries	8
Item 3	Recording of Attendance	8
3.1	Attendance.....	8
3.2	Attendance by Telephone / Instantaneous Communications	8
3.3	Apologies	8
3.4	Approved Leave of Absence.....	8
3.5	Disclosure of Interests	8
Item 4	Applications for Leave of Absence	8
Item 5	Response to Previous Questions	9
Item 6	Public Question Time	9
6.1	Public Question Time.....	10
6.2	Public Statement Time.....	10
6.3	Petitions/Deputations/Presentations/Submissions	10
Item 7	Questions from Members without Notice.....	10
Item 8	Announcements by Presiding Member without Discussion	10
Item 9	Declarations of All Members to have Given Due Consideration to All Matters Contained in the Business Paper before the Meeting	10
Item 10	Confirmation of Minutes of Previous Meeting	11
10.1	Confirmation of Minutes of the Ordinary Council Meeting held on 16 May 2019	11
Item 11	Reports of Officers	12
11.1	Chief Executive Officer	12
11.1.1	Integrated Planning and Reporting – May 2019.....	12
11.1.2	Delegations Register	14
5.42 .	Delegation of some powers and duties to CEO	15
5.44 .	CEO may delegate powers and duties to other employees	15
5.46 .	Register of, and records relevant to, delegations to CEO and employees.....	15
11.1.3	Voting Delegates for WALGA AGM	17
11.2	Executive Manager Corporate & Community Services	19
11.2.1	Reconciliations – May 2019.....	19
11.2.2	Accounts Due for Payment – May 2019	23
11.2.3	Monthly Financial Statements – May 2019	25
11.2.4	Differential Rating 2019-2020 – Review of Submissions	27
11.2.5	Removal of Caveat - 43 Richter Avenue.....	31
11.2.6	Investment of Reserve Funds	33

11.3	Executive Manager Development & Administration	36
11.3.1	Application for Exploration Licence	36
11.3.2	Application for Exploration Licence	38
11.3.3	Disposal of Vehicles – Toyota RAV4 and Honda CR-V	40
Item 12	Reports of Committees	42
Item 13	Motions of Which Previous Notice Has Been Given	42
Item 14	New Business of an Urgent Nature	42
Item 15	Matters for Which the Meeting May Be Closed (Confidential Items)	43
15.1	Closure of the Meeting to the Public	43
15.3	Reopening of Meeting to Public	45
Item 16	Closure	45
16.1	Date of Next Meeting	45
16.2	Closure	45

Item 1 Opening of Meeting

The President to declare the meeting open.

Item 2 Acknowledgement of Traditional Owners and Dignitaries

The President acknowledges the traditional custodians, the Yamatji people, and recognises the contribution of Yamatji elders past, present and future, in working together for the future of Morawa.

'This meeting is being recorded on audio tape and to assist with minute taking purposes. The public is reminded that in accordance with Section 6.16 of the Shire of Morawa Meeting Procedures Local Law 2012 that nobody shall use any visual or vocal recording device or instrument to record the proceedings of Council without the written permission of the presiding member.'

Item 3 Recording of Attendance**3.1 Attendance****Council**

President Karen Chappel
Deputy President Dean Carslake
Councillor Darren Agar
Councillor Jane Coaker
Councillor Debbie Collins
Councillor Shirley Katona
Councillor Ken Stokes

Staff

Chief Executive Officer	Chris Linnell
Executive Manager Corporate & Community Services	Jenny Goodbourn
Acting Executive Manager Development & Administration	Grace French
Principal Works Supervisor	Paul Buist
Economic Development Manager	Ellie Cuthbert
Executive Assistant to CEO	Sandy Adams

Members of the Public**3.2 Attendance by Telephone / Instantaneous Communications****3.3 Apologies****3.4 Approved Leave of Absence****3.5 Disclosure of Interests****Item 4 Applications for Leave of Absence**

Item 5 Response to Previous Questions**5.1 Daniel James** – questions taken on notice at Ordinary Council Meeting on 15 May 2019:

As work commitments do not permit me to attend tonight's council meeting and I wish to put the following question forward to Council.

I have raised concerns in the past regarding the cleanliness of the town and the response from Council that a daily assessment was conducted.

At the far end of Winfield Street towards Landmark on the side of the road where the walk trail is there is a huge quantity of bird droppings which have been there for well over 12 months.

The blades along the walk trail across from the shire office are also covered in bird droppings.

Considering this poses a health risk when will this be assessed as needing attention on a regular basis.

Response:

Winfield Street footpath in the main street gets washed down once a year, usually around June/July. We have not washed further than White Avenue in the past but will now include the concrete path area around Landmark.

The blades along the walk trail across from the Shire Office and around the town will be formally added to our weekly check program for cleaning as well as the other tourist signs.

Psittacosis (Ornithosis) and Hiptoplasmosis are two well-known diseases carried by birds which can be contracted by humans under certain circumstances. The predominant literature on bird faeces in external public places suggests that the most significant public health risk from bird faeces on sidewalks/footpaths is falls from slipping. In addition, in an exposed environment where the material cannot build up to any depth, the organisms do not survive in significant enough numbers or for long enough periods of time to create any significant public health risk. With that said we will increase our review of sidewalks/footpaths to ensure bird droppings do not build up to an excessive amount.

Item 6 Public Question Time*Important note:*

'This meeting is being recorded on audio tape and to assist with minute taking purposes. The public is reminded that in accordance with Section 6.16 of the Shire of Morawa Meeting Procedures Local Law 2012 that nobody shall use any visual or vocal recording device or instrument to record the proceedings of Council without the written permission of the presiding member.

Members of the public are also reminded that in accordance with section 6.17(4) of the Shire of Morawa Meeting Procedures Local Law 2012 mobile telephones must be switched off and not used during the meeting.'

6.1 Public Question Time

6.2 Public Statement Time

6.3 Petitions/Deputations/Presentations/Submissions

Item 7 Questions from Members without Notice

Item 8 Announcements by Presiding Member without Discussion

President's meetings for the month of May 2019.

Date	Meeting	Details of Meeting
1	WALGA	Executive
2	Local Government Advisory Board	
3	Cue	Parliament
8	WALGA	State Council
9	Mt Marvel	Extractive Licence
	Shire of Morawa	CEO Briefing Forum
15	WALGA	Executive
	Desert Blue Connect	Board Meeting
16	Mid West Strategic Infrastructure	
	Shire of Morawa	Ordinary Council Meeting
22	Honours Panel Meeting	
	Executive Committee Meeting	
24	Mid West Development Commission	Board Meeting
27	Rural Financial Counselling Service WA	

Item 9 Declarations of All Members to have Given Due Consideration to All Matters Contained in the Business Paper before the Meeting

The Elected Members to declare that they have given due consideration to all matters contained in the agenda.

Item 10 Confirmation of Minutes of Previous Meeting

10.1 Confirmation of Minutes of the Ordinary Council Meeting held on 16 May 2019

OFFICER RECOMMENDATION

That Council confirm that the Minutes of the Ordinary Council Meeting held on 16 May 2019 are a true and correct record.

SIMPLE MAJORITY VOTE REQUIRED

Disclaimer

Members of the public are cautioned against taking any action on Council decisions, on items in this agenda in which they may have an interest, until formal notification in writing from the Shire has been received. Decisions made at this meeting can be revoked pursuant to the Local Government Act 1995.

Item 11 Reports of Officers**11.1 Chief Executive Officer****11.1.1 Integrated Planning and Reporting – May 2019**

Author: Chief Executive Officer

Authorising Officer: Chief Executive Officer

Disclosure of Interest: The Author and Authorising Officer declare that they do not have any conflicts of interest in relation to this item.

OFFICER'S RECOMMENDATION

That Council receive the Integrated Planning and Reporting (IPR) update for the month of May 2019.

SIMPLE MAJORITY VOTE REQUIRED

PURPOSE

All local governments are currently required to produce a plan for the future under S5.56 (1) of the *Local Government Act 1995*. To ensure there is a regular and open flow of information between the local government administration, the Council and the community the following monthly update is provided.

DETAIL

The information provided is generated from the Shire's IPR software Envisio informs Council and the public of the current outcomes relating to the objectives of the Shire's Strategic Community Plan 2018-2028 and the Corporate Business Plan 2018-2022.

LEVEL OF SIGNIFICANCE

Low significance - report is presented to Council for information purposes.

CONSULTATION

Nil

LEGISLATION AND POLICY CONSIDERATIONS

Local Government Act 1995 S5.56 (1)
Local Government (Administration) Regulations 1996

FINANCIAL AND RESOURCES IMPLICATIONS

Budgeted in the 2018/2019 financial year.

RISK MANAGEMENT CONSIDERATIONS

Nil

CONCLUSION

That Council receive the IRP update.

ATTACHMENTS

Attachment 1 – 11.1.1a IPR May 2019

11.1.2 Delegations Register

Author: Chief Executive Officer

Authorising Officer: Chief Executive Officer

Disclosure of Interest: The Author and Authorising Officer declare that they do not have any conflicts of interest in relation to this item.

OFFICER'S RECOMMENDATION

With regard to the updating of the Shire of Morawa's Delegation Register, Council resolve to adopt the reviewed and updated Shire of Morawa Delegation Register as tabled.

ABSOLUTE MAJORITY VOTE REQUIRED

PURPOSE

The purpose of this report is for Council to adopt the reviewed and updated Shire of Morawa Delegation Register – *Attachment 1*.

DETAIL

Section 5.46 of the Local Government Act 1995 require an annual review of the delegation register each financial year. This was last done on 15 February 2018 and will need to be completed prior to 30 June 2019.

The Shire Delegations Register contains delegations made to the CEO to improve operational efficiencies and organisational effectiveness. Through the delegations to the CEO, the CEO is able to exercise the delegated authority in accordance with the Instrument of the Delegation Register and Council Policies. It also enables the CEO to delegate responsibilities to staff.

The Delegation Register is a comprehensive document that also includes delegations made under legislation other than the Local Government Act 1995.

Since the last delegations register was completed there has been one new delegation required that has been adopted by Council, namely, Delegation 7.2.14 - Delegation to the CEO to dispose of property up to a value of \$10,000 per item. Delegation 7.2.1 – Investment of Surplus Funds has been adjusted to reflect Policy 3.5 Investment Policy.

LEVEL OF SIGNIFICANCE

Low significance - report is presented to Council for information purposes.

CONSULTATION

Nil

LEGISLATION AND POLICY CONSIDERATIONS

- Local Government Act 1995

5.42 . Delegation of some powers and duties to CEO

(1) A local government may delegate* to the CEO the exercise of any of its powers or the discharge of any of its duties under —

- (a) this Act other than those referred to in section 5.43; or
- (b) the *Planning and Development Act 2005* section 214(2), (3) or (5).

* *Absolute majority required.*

(2) A delegation under this section is to be in writing and may be general or as otherwise provided in the instrument of delegation.

[Section 5.42 amended by No. 1 of 1998 s. 13; No. 28 of 2010 s. 70.]

5.44 . CEO may delegate powers and duties to other employees

(1) A CEO may delegate to any employee of the local government the exercise of any of the CEO's powers or the discharge of any of the CEO's duties under this Act other than this power of delegation.

(2) A delegation under this section is to be in writing and may be general or as otherwise provided in the instrument of delegation.

(3) This section extends to a power or duty the exercise or discharge of which has been delegated by a local government to the CEO under section 5.42, but in the case of such a power or duty —

- (a) the CEO's power under this section to delegate the exercise of that power or the discharge of that duty; and
- (b) the exercise of that power or the discharge of that duty by the CEO's delegate, are subject to any conditions imposed by the local government on its delegation to the CEO.

(4) Subsection (3)(b) does not limit the CEO's power to impose conditions or further conditions on a delegation under this section.

(5) In subsections (3) and (4) —

conditions includes qualifications, limitations or exceptions.

[Section 5.44 amended by No. 1 of 1998 s. 14(1).]

5.46 . Register of, and records relevant to, delegations to CEO and employees

(1) The CEO is to keep a register of the delegations made under this Division to the CEO and to employees.

(2) At least once every financial year, delegations made under this Division are to be reviewed by the delegator.

(3) A person to whom a power or duty is delegated under this Act is to keep records in accordance with regulations in relation to the exercise of the power or the discharge of the duty.

- Shire of Morawa Strategic Community Plan

Outcome 4.3 A local government that is respected, professional and accountable.

- Shire of Morawa Policy Manual

FINANCIAL AND RESOURCES IMPLICATIONS

Nil

RISK MANAGEMENT CONSIDERATIONS

Delegations and policies provide clear direction for staff and allows operations to be carried on efficiently.

CONCLUSION

That, with regard to the updating of the Shire of Morawa's Delegation Register, Council resolve to adopt the reviewed and updated Shire of Morawa Delegation Register as tabled.

ATTACHMENTS

Attachment 1 – 11.1.2a Delegations Register to be adopted

11.1.3 Voting Delegates for WALGA AGM

Author: Chief Executive Officer

Authorising Officer: Chief Executive Officer

Disclosure of Interest: The Author and Authorising Officer declare that they do not have any conflicts of interest in relation to this item.

OFFICER’S RECOMMENDATION

That in respect of the WALGA Annual General Meeting for 2019, Council resolve to elect:

1. _____ and _____ as Voting Delegates for the Shire of Morawa.
2. The CEO as Proxy Voting Delegate for the Shire of Morawa.

ABSOLUTE MAJORITY VOTE REQUIRED

PURPOSE

The purpose of this report is for Council to elect Voting Delegates for the Shire of Morawa in respect of the WALGA Annual General Meeting for 2019.

DETAIL

All member councils are entitled to be represented by two voting delegates at the AGM of the WALGA to be held on Wednesday, 7 August 2019.

The representatives for the Shire of Morawa attending the WALGA convention and AGM should be elected as voting delegates on behalf of the Shire of Morawa with the CEO as proxy voting delegate should two Councillors be elected.

LEVEL OF SIGNIFICANCE

Low

CONSULTATION

Councillors

LEGISLATION AND POLICY CONSIDERATIONS

Nil

FINANCIAL AND RESOURCES IMPLICATIONS

Nil

RISK MANAGEMENT CONSIDERATIONS

Nil

CONCLUSION

That Council elect two Voting Delegates and one Proxy Voting Delegate if applicable for the Shire of Morawa in respect of the WALGA Annual General Meeting for 2019.

ATTACHMENTS

Nil

11.2 Executive Manager Corporate & Community Services

11.2.1 Reconciliations – May 2019

Author: Senior Finance Officer

Authorising Officer: Executive Manager Corporate & Community Services

Disclosure of Interest: The Author and Authorising Officer declare that they do not have any conflicts of interest in relation to this item.

OFFICER'S RECOMMENDATION

That Council receive the bank reconciliation report for 31 May 2019.

SIMPLE MAJORITY VOTE REQUIRED

PURPOSE

Local Government (Financial Management) Regulation 34 (1) (a) states that a Local Government must prepare financial statements monthly.

DETAIL

The information provided is obtained from the bank reconciliations carried out for Municipal Bank/Reserve Bank and Trust Bank to ensure all transactions have been accounted for.

LEVEL OF SIGNIFICANCE

Low significance - report is presented to Council for information purposes only.

CONSULTATION

Nil

LEGISLATION AND POLICY CONSIDERATIONS

Local Government Act 1995 and Local Government (Financial Management) Regulations 1996.

- Section 3 – Finance 3.11 Risk Management Controls
- Section 3 – Finance 3.4.3 Investment Policy – Delegated Authority

FINANCIAL AND RESOURCES IMPLICATIONS

As presented

RISK MANAGEMENT CONSIDERATIONS

As per Policy Section 3 – Finance 3.11 Risk Management Controls

CONCLUSION

The Shire of Morawa's financial position is as follows:

BANK BALANCES AS AT 31 May 2019

Account	2019
Municipal Account #	\$851,238.49
Trust Account	\$20,951.41
Money Market at call (Reserve) Account	\$3,574,576.06
WA Treasury O/night Facility (Super Towns) Account	\$00.00
Reserve Term Deposit (Community Development)	\$505,445.21
Reserve Term Deposit (Future Funds 1)	\$808,712.33
Reserve Term Deposit (Future Funds 2)	\$808,712.33

BANK RECONCILIATION BALANCES

The Bank Reconciliation Balances for 31 May 2019 with a comparison for 31 May 2018 is as follows:

Account	2018	2019
Municipal Account #	\$-22,068.50	\$851,238.49
Trust Account	\$21,716.40	\$20,951.41
Reserve Account	\$5,544,058.41	\$5,697,445.93

RESERVE ACCOUNT

The Reserve Funds of \$5,697,445.93 as at 31 May 2019 were invested in:

- Bank of Western Australia \$3,574,576.06 in the Money Market at Call Account
- \$0 in the WA Treasury O/Night Facility
- Term Deposit (Future Funds 1) \$808,712.33
- Term Deposit (Future Funds 2) \$808,712.33
- Term Deposit (Community Development Fund) \$505,445.21

Breakdown for May 2019 with a comparison for May 2018 is as follows:

	2018	2019
Leave Reserve	\$283,890.20	\$212,281.60
Plant Reserve	\$914,383.92	\$1,030,217.63
Building Reserve	\$100,955.46	\$122,831.41
Economic Development Reserve	\$110,377.88	\$112,115.65
Community Development Reserve	\$1,209,235.93	\$1,237,767.24
Sewerage Reserve	\$218,423.19	\$221,862.06
Unspent Grants and Contributions Reserve	\$26,377.29	\$0.00
Business Units Reserve	\$82,764.15	\$104,354.68
Morawa Future Funds Reserve	\$2,137,151.11	\$2,076,841.51
Morawa Community Future Funds Reserve	\$126,461.09	\$252,796.45
Refuse Transfer Station Reserve	\$27.18	\$0.00
Aged Care Units Reserve - Units 6 - 9	\$9,220.74	\$9,365.92
S/Towns Revitalisation Reserve	\$37,658.80	\$0.00
Legal Fees Reserve	\$20,374.29	\$25,766.94
Road Reserve	\$143,036.17	\$145,288.13
Aged Care Units Reserve - Units 1 - 4	\$68,629.02	\$69,709.52
Aged Care Units Reserve - Unit 5	\$55,091.99	\$55,959.63
Swimming Pool Reserve	\$0.00	\$20,287.56
TOTAL	\$5,544,058.41	\$5,697,445.93

TRANSFER OF FUNDS

- \$69,454.22 from Future Funds Reserve to Morawa Future Funds Interest Reserve being 85% of interest earned in 2017-2018.
- \$77,590.62 from Future Funds Reserve to Morawa Future Funds Interest Reserve being correction of 85% of interest earned since 2010-2018.

Investment Transfers

- *\$808,712.33 from Future Funds to Term Deposit Future Funds1 for 120 days @ 2.65% interest – Matures 14 June 2019*
- *\$808,712.33 from Future Funds to Term Deposit Future Funds2 for 120 days @ 2.65% interest – Matures 14 June 2019*
- *\$505,445.21 from Community Development Fund for 120 days @ 2.65% interest – Matures 14 June 2019*

ATTACHMENTS

Nil

11.2.2 Accounts Due for Payment – May 2019

Author: Senior Finance Officer

Authorising Officer: Executive Manager Corporate & Community Services

Disclosure of Interest: The Author and Authorising Officer declare that they do not have any conflicts of interest in relation to this item.

OFFICER'S RECOMMENDATION

That Council endorses the list of accounts paid by the Chief Executive Officer under delegated authority, represented by:

- **Municipal EFT Payment Numbers EFT11828 to EFT11948 inclusive, amounting to \$396,308.54**
- **Municipal Cheque Payments Numbered 11964 to 11975 amounting to \$82,973.93**
- **Municipal Direct Debit Payments Numbers DD6491.1 to DD6532.6 amounting to \$24,695.53**
- **Payroll for May 2019**
 - 01/05/2019 - \$ 46,327.79
 - 15/05/2019 - \$ 44,395.27
 - 29/05/2019 - \$ 49,554.75
- **Credit Card Payment May 2019**
\$1,651.39

SIMPLE MAJORITY VOTE REQUIRED

PURPOSE

A list of accounts is attached for all payments made for the month of May 2019.

DETAIL

Local Government (Financial Management) Regulations 1996 – Reg 13.

The Local Government has delegated to the CEO the exercise of power to make payments from the municipal fund or the trust fund, a list of accounts paid by the CEO is to prepare each month showing for each account paid since the last such list was prepared.

LEVEL OF SIGNIFICANCE

Low significance - report is presented to Council for information purposes only.

CONSULTATION

Nil

LEGISLATION AND POLICY CONSIDERATIONS

Local Government (Financial Management) Regulations 1996 – Reg 13

Section 3 – Finance 3.6 Use of Corporate Credit Cards Policy

FINANCIAL AND RESOURCES IMPLICATIONS

As per *Attachment 1*

RISK MANAGEMENT CONSIDERATIONS

As per Policy Section 3 – Finance 3.11 Risk Management Controls

CONCLUSION

Nil

ATTACHMENTS

Attachment 1 - 11.2.2a List of accounts due and submitted

11.2.3 Monthly Financial Statements – May 2019

Author: Senior Finance Officer

Authorising Officer: Executive Manager Corporate & Community Services

Disclosure of Interest: The Author and Authorising Officer declare that they do not have any conflicts of interest in relation to this item.

OFFICER'S RECOMMENDATION

That Council receive the Statement of Financial Activity for the period ending 31 May 2019.

SIMPLE MAJORITY VOTE REQUIRED

PURPOSE

Local Government (Financial Management) Regulation 34(1) (a) states that a Local Government must prepare financial statements monthly.

DETAIL

As per the Financial Management Regulation 34 each Local Government is to prepare each month a statement of financial activity reporting on the sources and application of funds, as set out in the annual budget under regulation 22 (1) (d), for that month with the following detail:

- The annual budget estimates.
- The operating revenue, operating income and all other income and expenses.
- Any significant variations between year to date income and expenditure and the relevant budget provisions to the end of the reporting period.
- Identify any significant areas where activities are not in accordance with budget estimates for the relevant reporting period.
- Provide likely financial projections to 30 June 2019 for those highlighted significant variations and their effect on the end of year result.
- Include an operating statement.
- Any other required supporting notes.

LEVEL OF SIGNIFICANCE

Low significance - report is presented to Council for information purposes only.

CONSULTATION

Nil

LEGISLATION AND POLICY CONSIDERATIONS

Local Government (Financial Management) Regulations 1996

FINANCIAL AND RESOURCES IMPLICATIONS

As presented

RISK MANAGEMENT CONSIDERATIONS

Nil

CONCLUSION

To provide timely advice to Council. This report is based on the 2018/19 Budget adopted by Council on 23 August 2018, and the budget review adopted by council on the 21st March 2019

The report contains the budget amounts, actual amounts of expenditure, revenue and income to the end of the month. It shows the material differences between the adopted budget, amended budget and actual amounts for the purpose of keeping council abreast of the current financial position and the variances are explained on the last two pages of the report.

ATTACHMENTS

Attachment 1 – 11.2.3a May Monthly Financial Activity Report

A copy of the schedules is available if required.

11.2.4 Differential Rating 2019-2020 – Review of Submissions

Author: Executive Manager Corporate & Community Services

Authorising Officer: Chief Executive Officer

Disclosure of Interest: The Author and Authorising Officer declare that they do not have any conflicts of interest in relation to this item.

OFFICER'S RECOMMENDATION

Council resolve that Ministerial Approval be sought to adopt differential general rates as detailed below for the Shire of Morawa for the 2019-2020 financial year:

SHIRE OF MORAWA				
Proposed rate categories fro 2019/2020				
	Rate in \$ 2019/2020	Number of properties	Rateable Value \$	2018/2019 Projected Income
General Rates				
GRV Residential/Commercial	7.8919	267	2,790,743.00	220,243
UV Rural *	2.2815	205	66,657,000.00	1,520,779
UV Mining	30.1974	18	491,465.00	148,410
Minimum Rates				
GRV Residential/Commercial	303	44	27,054.00	13,332
UV Rural *	303	8	76,100.00	2,424
UV Mining	683	7	5,428.00	4,781
		549	70,047,790	1,909,969
Income before discounts				1,909,969
* - RUV valuations @1/7/2019				

ABSOLUTE MAJORITY VOTE REQUIRED

PURPOSE

That Council review any submissions received in connection with the proposed differential rates for 2019/20 and determines to apply for Ministerial Approval to adopt differential rates for the Shire of Morawa for 2019/20.

DETAIL

At the June ordinary meeting Council considered budget efficiency and setting of differential rates and resolved as follows: -

OFFICER RECOMMENDATION/RESOLUTION

190505 Moved: Cr Stokes Seconded: Cr Collins

That Council resolves to:

1. Adopt the Statement of Objects and Reasons for Differential Rating 2019/2020.
2. Pursuant to sections 6.32, 6.33 and 6.35 of the Local Government Act 1995, adopt a 2.3% rate yield increase across all categories to form the basis of the proposed rate setting for the 2019/2020 budget as detailed below:

SHIRE OF MORAWA				
Proposed rate categories fro 2019/2020				
	Rate in \$ 2019/2020	Number of properties	Rateable Value \$	2018/2019 Projected Income
General Rates				
GRV Residential/Commercial	7.8919	267	2,790,743.00	220,243
UV Rural *	2.2815	205	66,657,000.00	1,520,779
UV Mining	30.1974	18	491,465.00	148,410
Minimum Rates				
GRV Residential/Commercial	303	44	27,054.00	13,332
UV Rural *	303	8	76,100.00	2,424
UV Mining	683	7	5,428.00	4,781
		549	70,047,790	1,909,969
Income before discounts				1,909,969
* - RUV valuations @1/7/2019				

3. Authorise the Chief Executive Officer to advertise the proposed Differential Rates for 2019/2020 and call for submissions in accordance with the Local Government Act 1995 Section 6.36 – for a minimum of 21 days.
4. Authorise the Chief Executive Officer to seek ministerial approval under Section 6.33 of the Local Government Act 1995 to impose differential rates at the end of the advertising period, subject to no submissions being received.

CARRIED BY ABSOLUTE MAJORITY 6/0

The intention to impose differential rates was advertised in accordance with s6.36 of the *Local Government Act 1995* in the Midwest Times newspaper on Wednesday, 22 May 2019.

The advertisement contained details of each differential general rate and minimum payment endorsed by Council, advised of the availability of the statement detailing the objectives and reasons and invited submissions from electors or ratepayers in respect of the proposed differential general or minimum rate and any related matters within 21 days.

The notice was also posted on the Shire notice boards, webpage, Facebook and letters were sent to all ratepayers within the proposed differential category, as required under the Rating Policy – Giving Notice Guidelines.

Submissions close at 4pm Wednesday, 12 June 2019. ***At the time of writing this agenda item no submissions have been received – if any are received they will be brought to Council for review.***

If no submissions are received it is recommended that there is no change to the proposed differential rates and that a formal submission be made requesting Ministerial Approval on that basis.

LEVEL OF SIGNIFICANCE

High significance – Setting the 2019/2020 rate in the \$ is a significant part of the development of the 2019/2020 budget.

CONSULTATION

- Councillor Consultation as per CEO Briefing Forum on 9 May 2019, Ordinary Council Meeting on 16 May 2019
- Community consultation as per the comments in this report – Advertising of Proposed Differential Rates and the Objects and Reasons

LEGISLATION AND POLICY CONSIDERATIONS

- S6.33 (1) of the *Local Government Act 1995*
- Financial Management Regulation 52A - a local government may impose a differential rate

An application to the Minister for Local Government is required for approval to impose a differential general rate under s6.33 (3) of the *Local Government Act 1995* that is more than twice the lowest differential rate being imposed.

FINANCIAL AND RESOURCES IMPLICATIONS

The level of rates raised including the impact of the differential rates for UV Mining is summarised as follows:

SHIRE OF MORAWA								
Projected rate incomes with 2.3% increases with a comparison to 2018/2019								
	Number of properties	Rateable Value \$	Rate in \$ 2018/2019	Actual Income 2018/2019	Number of properties	Rateable Value \$ *	Rate in \$ 2019/2020 2.3% CPI & 1% Increase	2019/2020 Projected Income
General Rates								
GRV Residential/Commercial	269	2,807,436	7.7145	215,830	267	2,790,743.00	7.8919	220,243
UV Rural	205	63,004,000	2.3481	1,487,257	205	66,657,000.00	2.2815	1,520,779
UV Mining	17	472,333	29.5185	145,069	18	491,465.00	30.1974	148,410
Minimum Rates								
GRV Residential/Commercial	42	39,055	296	12,432	44	27,054.00	303	13,332
UV Rural	7	55,400	296	2,072	8	76,100.00	303	2,424
UV Mining	7	10,939	668	4,676	7	5,428.00	683	4,781
	547	66,389,163		1,867,336	549	70,047,790		1,909,969
Income before discounts				1,867,336				1,909,969
Increase from 2018/2019								42,633
* - RUV valuations @1/7/2019								

The 2.3% increase will see total funds in excess to 2018/19 of \$42,633.

Outcome 4.5 Long term financial viability.

Reference Strategy

- 4.5.1 Maintain a Financial Health Indicator (FHI) score within acceptable benchmarks
- 4.5.2 Continue to assess quality and usage of the Shire's services, facilities and assets.
- 4.5.3 Ensure currency of all required IPRF documents including Assets Management Plans, Plant Replacement Programs, Corporate Business Plans and Long-Term Financial Plans.

RISK MANAGEMENT CONSIDERATIONS

Under the Shire's risk governance framework non-compliance with the requirements regarding differential rates is a major risk – i.e. imposed penalties. Such a penalty would be imposed by the DLGSCI. Through complying with the requirements of the DLGSCI Rating Policy: Differential General Rates, the risk is mitigated from High to Low.

CONCLUSION

That Council resolve that Ministerial Approval be sought to adopt differential general rates for the 2019/20 financial year.

ATTACHMENTS

Nil

11.2.5 Removal of Caveat - 43 Richter Avenue

Author: Executive Manager Corporate & Community Services

Authorising Officer: Chief Executive Officer

Disclosure of Interest: The Author and Authorising Officer declare that they do not have any conflicts of interest in relation to this item.

OFFICER'S RECOMMENDATION

Council resolve that pursuant to section 9.49a of the Local Government Act 1995 the common seal be affixed to the application to remove the caveat from the property at 43 Richter Avenue, Morawa.

SIMPLE MAJORITY VOTE REQUIRED

PURPOSE

Removal of caveat from property located at 43 Richter Avenue, Morawa.

DETAIL

In 2003, as part of its rate recovery action, the Shire of Morawa issued caveats on seven properties with overdue rates. This is not a usual course of action as a caveat only comes into effect if the property is sold or re-mortgaged, with conditions of the caveat needing to be met prior to transfer/changes to the title. When a property is sold the rates, which form a charge against the property need to be settled in full from the sale proceeds, as part of the settlement process. Therefore, a caveat is superfluous to requirements as the rates will be collected as part of the sale process.

The property at 43 Richter Avenue was one of the properties. Subsequently the rates have been brought up to date. Currently only the 18/19 rates remain outstanding.

The brother of the property owner recently contacted the Shire to advise that the owner had passed away. The property will be listed for sale as part of the winding up of the estate and the Shire has been requested to remove the caveat to simplify the process for his executor.

As the outstanding rates will be paid when the property sells it seems reasonable to remove the caveat now as requested.

LEVEL OF SIGNIFICANCE

Low significance – rates will still be recovered against the property at the time it sells.

CONSULTATION

Nil

LEGISLATION AND POLICY CONSIDERATIONS

Local Government Act 1995:

- s 6.55– Recovery of Rates and Service Charges
- s 9.49a - Execution of Documents

FINANCIAL AND RESOURCES IMPLICATIONS

Nil

RISK MANAGEMENT CONSIDERATIONS

As per Policy Section 3 – Finance 3.11 Risk Management Controls – the risk is very low as caveat is not required to allow recovery of rates against the property.

CONCLUSION

That the application to remove caveat document from Landgate be completed in respect of 43 Richter Avenue, Morawa, WA 6623. To enable the document to be lodged the common seal of the Shire of Morawa needs to be affixed to the document.

ATTACHMENTS

Nil

11.2.6 Investment of Reserve Funds

Author: Executive Manager Corporate & Community Services

Authorising Officer: Chief Executive Officer

Disclosure of Interest: The Author and Authorising Officer declare that they do not have any conflicts of interest in relation to this item.

OFFICER’S RECOMMENDATION

That Council ratify the decision of the Chief Executive Officer, taken in February 2019, to invest two amounts of \$808,712.33 into term deposits for a term of 120 days at an interest rate of 2.65%, said term deposits being held with Bankwest

SIMPLE MAJORITY VOTE REQUIRED

PURPOSE

To retrospectively give approval to the investment decision taken by the CEO relating to term deposit monies re-invested in February.

DETAIL

The Shire of Morawa currently invests surplus reserve funds with Bankwest. Some of these monies are held as term deposits. When the existing term deposits matured in February 2019 we researched what interest rates and terms were available with the major financial institutions. The best rate was Bankwest – offering 2.65% for a term of 4 months. This would also mean that the funds matured on 14 June so that interest accrued in 2018/19 would be included in the accounts for that year.

Previously the term deposits had been for \$800,000 each. When they matured in February the funds were re-invested including accrued interest. This resulted in the term deposits being for an amount of \$808,712.33 each.

Under the CEO’s delegated authority 7.2.1 – Investment of Surplus Funds states:

Delegation	The CEO is authorised to invest money held in any Council fund that is not required for immediate use, in an approved investment as defined by the Trustees Act Sections 17, 18 and 19, provided sufficient working funds are retained at all times.
Objectives	To maximise the interest earnings of funds not otherwise in use.

Guidelines	All else being equal, preference to be given to the placing of funds on deposit with or through branches of local banks.
Conditions	Authority to CEO is unlimited. Authority which may be delegated by the CEO to employees is subject to the following maximum individual amounts: Executive Manager Corporate & Community Services: \$100,000
Delegation by CEO	Executive Manager Corporate & Community Services
Formal Record	Investment Register
Head of Power	Local Government Act 1995 Sections 5.42 and 5.44
Reference	<ul style="list-style-type: none"> • Local Government Act 1995, Section 6.14 • Local Government (Financial Management) Regulations 1996 r. 19C Investment of Money • Council Policy: 3.5 <i>Investment Policy</i>
History	Adopted 25 May 1998 ○ Revised 15 February 2018

However, the policy manual referred to states:

3.5 INVESTMENT POLICY

The purpose of this policy is to ensure Council conforms to its responsibilities under:

Local Government Act 1995 – Section 6.14

The Trustees Act 1962 – Part III Investments

Local Government (Financial Management) Regulations 1996 – Regulations 19, 28 and 49
Australian Accounting Standards.

- a) That Council has in place a current set of policies and delegations for its Officer's responsible for the investment of Council held funds;
- b) Adherence to the guidelines and procedures outlined in this document by all officers with delegated authority to invest/control Council funds.
- a) Australian Accounting Standards.

Delegated Authority

- a) Officers authorized to make investment decisions and sign investment lodgments, withdrawals etc., are outlined below and must be named in Council's Delegated Authority Register;
- b) In case of annual leave or absence, the Chief Executive Officer may approve delegations for relieving persons, under advice to Council;
- c) Any investments made under delegated authority are to comply with the Authorized Investments List;
- d) Decisions in excess of \$800,000 unauthorized investments or for terms > 12 months should be referred to Council.**

In view of the above anomalies it is now proposed that the delegations be amended in line with the policy so that the conditions are adjusted to show 'Authority to the CEO to be up to \$800,000', rather than unlimited.

When the term deposits mature on the 14 June the reinvestment will be limited to \$800,000.

LEVEL OF SIGNIFICANCE

Low significance - report is presented to Council for retrospective approval.

CONSULTATION

Nil

LEGISLATION AND POLICY CONSIDERATIONS

- Local Government Act 1995 – s.6.14 – Power to invest
- Local Government (Financial Management) Regulations 1996 – r.19C Investment of Money
- Delegations Register – 7.2.1 Investment of Surplus Funds
- Shire of Morawa Policy Manual – 3.5 Investment Policy

FINANCIAL AND RESOURCES IMPLICATIONS

Nil

RISK MANAGEMENT CONSIDERATIONS

As per Policy Section 3 – Finance 3.3 Risk Management – Investment actually resulted in additional interest for the Shire and funds were invested in AAA rated financial institution.

CONCLUSION

That Council give retrospective approval for the investment of surplus reserve funds with Bankwest and ratify the actions of the Chief Executive Officer taken when renewing two term deposits on the 14 February 2019.

ATTACHMENTS

Attachment 1 – 11.2.6a Investment of Reserve Funds

11.3 Executive Manager Development & Administration

11.3.1 Application for Exploration Licence

Author:	Acting Executive Manager Development & Administration
Authorising Officer:	Chief Executive Officer
Disclosure of Interest:	The Author and Authorising Officer declare that they do not have any conflicts of interest in relation to this item.

OFFICER'S RECOMMENDATION

That Council resolves pursuant to the Mining Act 1978, Sections 41, 58, 70C, 74, 86, 91, Reg 64, the Shire of Morawa does not lodge an objection to the granting of proposed Exploration Licence 70/5263.

SIMPLE MAJORITY VOTE REQUIRED

PURPOSE

Council to consider application for Exploration Licence received from McMahon Mining Title Services Pty Ltd – *Attachment 1*.

DETAIL

An application has been lodged with the Mining Registrar by McMahon Mining Title Services Pty Ltd for an Exploration Licence covering a total of 42 blocks. The area affected covers parcels in the South West region with approximately 17 blocks being in the Shire of Morawa.

LEVEL OF SIGNIFICANCE

High - As part of the approval process, where new tenements are being granted, interested parties are notified so that objections to the proposed grant may be lodged.

CONSULTATION

Jessica Davies – Mining Title Consultant. Extension for the close date was sought in the event of an objection being necessary.

LEGISLATION AND POLICY CONSIDERATIONS

Shire of Morawa Strategic Community Plan 2018-2028

Outcome 1.2

Maximise business, industry and investment opportunities.

FINANCIAL AND RESOURCES IMPLICATIONS

Granting new tenements will result in a small increase of rate income subject to the valuation of the new tenement.

RISK MANAGEMENT CONSIDERATIONS

Nil

CONCLUSION

This application was received via postal mail on 24 May 2019. Objections are to be lodged with a due date of 26 June 2019.

ATTACHMENTS

Attachment 1 - 11.3.1a Application, Form 21 and Map

11.3.2 Application for Exploration Licence

Author: Acting Executive Manager Development & Administration

Authorising Officer: Chief Executive Officer

Disclosure of Interest: The Author and Authorising Officer declare that they do not have any conflicts of interest in relation to this item.

OFFICER'S RECOMMENDATION

That Council resolves pursuant to the Mining Act 1978, Sections 41, 58, 70C, 74, 86, 91, Reg 64, the Shire of Morawa does not lodge an objection to the granting of proposed Exploration Licence 70/5264.

SIMPLE MAJORITY VOTE REQUIRED

PURPOSE

Council to consider application for Exploration Licence received from McMahon Mining Title Services Pty Ltd – *Attachment 1*.

DETAIL

An application has been lodged with the Mining Registrar by McMahon Mining Title Services Pty Ltd for an Exploration Licence covering a total of 78 blocks. The area affected covers parcels in the South West area with approximately 43 blocks being in the Shire of Morawa.

LEVEL OF SIGNIFICANCE

High - As part of the approval process, where new tenements are being granted, interested parties are notified so that objections to the proposed grant may be lodged.

CONSULTATION

Jessica Davies – Mining Title Consultant. Extension for the close date was sought in the event of an objection being necessary.

LEGISLATION AND POLICY CONSIDERATIONS

Shire of Morawa Strategic Community Plan 2018-2028

Outcome 1.3

Maximise business, industry and investment opportunities.

FINANCIAL AND RESOURCES IMPLICATIONS

Granting new tenements will result in a small increase of rate income subject to the valuation of the new tenement.

RISK MANAGEMENT CONSIDERATIONS

Nil

CONCLUSION

This application was received via postal mail on 24 May 2019. Objections are to be lodged with a due date of 26 June 2019.

ATTACHMENTS

Attachment 1 - 11.3.2a Application, Form 21 and Map

11.3.3 Disposal of Vehicles – Toyota RAV4 and Honda CR-V

Author: Acting Executive Manager Development & Administration

Authorising Officer: Chief Executive Officer

Disclosure of Interest: The Author and Authorising Officer declare that they do not have any conflicts of interest in relation to this item.

OFFICER'S RECOMMENDATION

That with regard to the disposal of two vehicles, being a Toyota RAV4 and a Honda CR-V, Council resolves to call for expressions of interest regionally for a period of two weeks.

SIMPLE MAJORITY VOTE REQUIRED

PURPOSE

For Council to consider the disposal of two vehicles surplus to requirement, values of which may come in over \$20,000 each.

DETAIL

The Shire purchased the RAV 4 in March 2016 for \$36,924, and the Honda CR-V in June 2016 for \$31,761. Over the last 3 years the total depreciation is recorded at \$15,706 and \$12,182 respectively. The written down value in the Shire's Asset Register is currently \$21,218 for the RAV4 and \$19,580 for the CR-V.

Where the market value of the property is determined as being less than \$20,000 (Local Government (Functions and General) Regulations 1995 excluded disposal) may be undertaken:

- Without reference to Council for resolution; and
- In any case, be undertaken to ensure that the best value return is achieved however, where the property is determined as having a nil market value, then the disposal must ensure environmentally responsible disposal.

However, should the value come in over \$20,000 the Local Government Act 1995 stipulates that Authority to dispose of property by private treaty only in accordance with section 3.58(3) of the Local Government Act 1995 and prior to the disposal, to consider any submissions received following the giving of public notice [s.3.58(3)].

Trade-in quotes were sought to identify best value for the disposal of the Toyota RAV4 and Honda CR-V, and specifics are listed below:

Asset	Midwest Auto Group	Geraldton Toyota	<i>These quotes will be valid for 30 days from 6 June 2019</i>
Toyota RAV 4	\$18,000	\$17,000	
Honda CR-V	\$17,000-\$18,000	\$16,000	

The Toyota RAV 4 odometer is recording 134,277 (as at 4 June 2019), tyres changed last year and there are no accidents recorded. The disposal of this vehicle is highly recommended in near future.

The Honda CR-V odometer is recording 67,105 (as at 10 June 2019) has good tyres and it is performing well. There are no accidents recorded.

The CEO does have delegation for the disposal of asset up to a maximum of \$10,000 rather than the \$20,000 defined in the regulations.

LEVEL OF SIGNIFICANCE

Low – The Shire will be disposing of both vehicles for the next financial year as they are now surplus to requirements.

CONSULTATION

- Senior Executive Team
- Jamie Fiorenza - Toyota Geraldton
- Moritz Von Kehler – Midwest Autogroup

LEGISLATION AND POLICY CONSIDERATIONS

Local Government Act 1995 Section 3.58(3)
3.4 – Purchasing Policy

FINANCIAL AND RESOURCES IMPLICATIONS

Operational savings.

RISK MANAGEMENT CONSIDERATIONS

Nil

CONCLUSION

To ensure consistency against the requirements of the Act, it is advisable that both vehicles be advertised locally to ensure fair and equitable opportunity. Due to the age of the vehicles and the depreciation levels, disposal of the vehicles in a timely manner will ensure best value.

ATTACHMENTS

Nil

Item 12 Reports of Committees

Item 13 Motions of Which Previous Notice Has Been Given

Item 14 New Business of an Urgent Nature

Item 15 Matters for Which the Meeting May Be Closed (Confidential Items)**15.1 Closure of the Meeting to the Public**

Author: Chief Executive Officer

Authorising Officer: Chief Executive Officer

Disclosure of Interest: The Author and Authorising Officer declare that they do not have any conflicts of interest in relation to this item.

OFFICER'S RECOMMENDATION

That Council closes the meeting to the public under section 5.23 (2) c) of the *Local Government Act 1995* and the *Shire of Morawa Standing Orders Local Law 2011 s 6.2 (2)* so that it can consider a matter regarding

SIMPLE MAJORITY VOTE REQUIRED

PURPOSE

This item seeks Council's approval under s5.23 (2) (c) of the *Local Government Act 1995* to move into camera or closed session to consider a matter regarding the Geraldton Alternative Settlement Agreement.

DETAIL

In item 15.2 Council will be presented with a recommendation for dealing with the additional parcels of land part of the Geraldton Alternative Settlement Agreement.

LEVEL OF SIGNIFICANCE

High – Confidential Item

CONSULTATION

Nil

LEGISLATION AND POLICY CONSIDERATIONS***Local Government Act 1995***

Under section 5.23 (2) of the *Local Government Act 1995*, part of a council meeting may be closed, if the meeting deals with any of the following:

(a) a matter affecting an employee or employees;

- (b) the personal affairs of any person;
- (c) a contract entered into, or which may be entered into, by the local government and which relates to a matter to be discussed at the meeting;
- (d) legal advice obtained, or which may be obtained, by the local government and which relates to a matter to be discussed at the meeting;
- (e) a matter that if disclosed, would reveal —
 - (i) a trade secret;
 - (ii) information that has a commercial value to a person;
 - (iii) information about the business, professional, commercial or financial affairs of a person, where the trade secret or information is held by, or is about, a person other than the local government;
- (f) a matter that if disclosed, could be reasonably expected to —
 - (i) impair the effectiveness of any lawful method or procedure for preventing, detecting, investigating or dealing with any contravention or possible contravention of the law;
 - (ii) endanger the security of the local government's property;
 - (iii) prejudice the maintenance or enforcement of a lawful measure for protecting public safety;
- (g) information which is the subject of a direction given under section 23(1a) of the *Parliamentary Commissioner Act 1971*; and
- (h) such other matters as may be prescribed.

Shire of Morawa Standing Orders Local Law 2011

The key parts include:

- 6.2 (1) The CEO may recommend that part of the meeting is closed.
- 6.2 (2) The Council may decide to close a meeting or part of a meeting.
- 6.2 (3) The presiding member is to direct everyone to leave the meeting except, members, the CEO and any officer specified.
- 6.2 (5) Clause 8.9 (re speaking twice)
- 6.2 (7) The presiding member is to ensure any resolution of the Council made while the meeting was closed is to read out including a vote of a member.

FINANCIAL AND RESOURCES IMPLICATIONS

Nil

RISK MANAGEMENT CONSIDERATIONS

Nil

CONCLUSION

The meeting be closed to the public

ATTACHMENTS

Nil

15.3 Reopening of Meeting to Public

OFFICER'S RECOMMENDATION

That Council reopens the meeting to the public.

SIMPLE MAJORITY VOTE REQUIRED

Item 16 Closure

16.1 Date of Next Meeting

The next ordinary meeting of Council will be held on Thursday, 18 July 2019 commencing at 5.30pm.

16.2 Closure

There being no further business, the President to declare the meeting closed.



ATTACHMENTS

ORDINARY COUNCIL MEETING

HELD ON

THURSDAY, 20 JUNE 2019



Table of Contents – Ordinary Council Meeting on 20 June 2019

	Page
11.1.1a Integrated Planning Report	1
11.1.2a Delegations Register.....	8
11.2.2a Accounts due for payment – May 2019	27
11.2.3a Statement of Financial Activity – May 2019.....	31
11.2.6a Investment of Reserve Funds.....	55
11.3.1a Application for Exploration Licence 70/5263	57
11.3.2a Application for Exploration Licence 70/5264	62

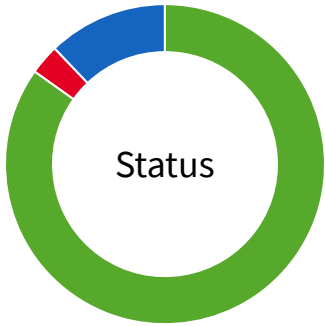


Shire of Morawa - full monthly report

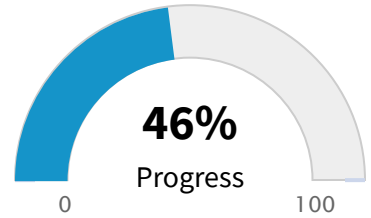
Report Created On: Jun 06, 2019

25 Strategy	1 Action
-----------------------	--------------------

Overall Summary




	%
● On Track	84.85
● Major Disruption	3.03
● Completed	12.12



Strategy 1.2.1

Progress 25%

Owner: Ellie Cuthbert



● On Track

%	#
100.0	1


Action: 1

Continue to liaise with CBH to upgrade and extend grain handling and storage facilities. Source cross-references: Shire of Morawa Strategic Community Plan 2018-2028 Reference #1.2.1; Shire of Morawa Corporate Business Plan 2018...

Strategy 1.2.2

Progress 45%

Owner: Ellie Cuthbert



● On Track

%	#
100.0	1


Action: 1

Promote Morawa as an attractive place to live and work with appropriate promotional videos suitable for different platforms, including social networking. Source cross-references: Shire of Morawa Strategic Community Plan 2018-20...

Strategy 1.2.4

Progress 30%

Owner: Ellie Cuthbert



● On Track

%	#
100.0	1


Action: 1

Engage with resource and mining companies to invest in the region and commit to local employment and buying local. Source cross-references: Shire of Morawa Strategic Community Plan 2018-2028 Reference #1.2.6; Shire of Morawa Co...

Strategy 1.2.5

Progress 25%

Owner: Ellie Cuthbert



● On Track

%	#
100.0	2


Action: 2

Develop a Shire based Economic Development Strategy aligned with NMEDS and Regional BluePrint, supporting the Regen Morawa plan. Source cross-references: Shire of Morawa Strategic Community Plan 2018-2028 Reference #1.2.8; Shir...

Strategy 1.2.6

Progress 29%

Owner: Ellie Cuthbert



● On Track

%	#
100.0	3


Action: 3

Explore any new initiatives from Morawa Regeneration Project. Source cross-references: Shire of Morawa Strategic Community Plan 2018-2028 Reference #1.2.7 Shire of Morawa Corporate Business Plan 2018-2022 Reference # 1.2.8. Key...

Strategy 1.3.1

Progress 100%

Owner: Chris Linnell



● Completed


%	#
100.0	1

Action: 1

Support Morawa Farm Improvement Group (MFIG as DAFWA is no longer in existence) in the identification of agriculture innovations. Source cross-references: Shire of Morawa Strategic Community Plan 2018-2028 Reference #1.3.1; Shi...

Strategy 1.3.2 Progress 61%

Owner: Grace French



● On Track


%	#
100.0	1

Action: 1

Advocating for improved telecommunication options and solutions
Source cross-references: Shire of Morawa Strategic Community Plan 2018-2028 Reference #1.3.2; Shire of Morawa Corporate Business Plan 2018-2022 Reference # 1.3.2. ...

Strategy 1.4.2 Progress 20%

Owner: Grace French



● On Track


%	#
100.0	1

Action: 1

Investigate and promote Morawa as the ideal location to partner to explore green technologies to become independent of grid for power supplies. Source cross-references: Shire of Morawa Strategic Community Plan 2018-2028 Referen...

Strategy 1.6.1 Progress 55%

Owner: Ellie Cuthbert



● On Track


%	#
100.0	1

Action: 1

Continue to implement and fund Façade Enhancement and Policy 2.3 Heritage Colours – but through the entire Shire subject to high level community engagement. Source cross-references: Shire of Morawa Strategic Community Plan 2018...

Strategy 1.6.3 Progress 50%

Owner: Ellie Cuthbert



● On Track

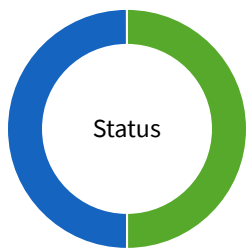
%	#
100.0	1

Action: 1

Explore the concept, including the costs and benefits of establishing a tourism, community and cultural precinct at the old Shire Council Chambers and Town Hall. Source cross-references: Shire of Morawa Strategic Community Plan...

Strategy 1.6.4 Progress 93%

Owner: Grace French



● On Track
● Completed


%	#
50.0	1
50.0	1

Action: 2

Encourage local residents to improve presentation of their properties including removal of those dilapidated and beyond useful life or heritage value. Source cross-references: Shire of Morawa Strategic Community Plan 2018-2028 ...

Strategy 1.7.4 Progress 80%

Owner: Paul Buist



● On Track


%	#
100.0	1

Action: 1

Control roadside vegetation. Source: Corporate business plan 2018 summary. Source cross-references: Shire of Morawa Strategic Community Plan 2018-2028 Reference #1.8.4; Shire of Morawa Corporate Business Plan 2018-2022 Referenc...

Strategy 1.8.2 Progress 54%

Owner: Grace French



● On Track


% | #
100.0 | 2

Action: 2

Investigate options and facilitate the development of a broader range of affordable and quality tourism accommodation Source cross-references: Shire of Morawa Strategic Community Plan 2018-2028 Reference #1.8.2; Shire of Morawa...

Strategy 2.1.3 Progress 2%

Owner: Grace French



● On Track


% | #
100.0 | 1

Action: 1

Investigate opportunities for co-locating alternative energy opportunities. Source cross-references: Shire of Morawa Strategic Community Plan 2018-2028 Reference #2.14; Shire of Morawa Corporate Business Plan 2018-2022 Referenc...

Strategy 2.2.3 Progress 20%

Owner: Grace French



● On Track


% | #
100.0 | 1

Action: 1

Support and promote environmental management practices. Source cross-references: Shire of Morawa Strategic Community Plan 2018-2028 Reference #2.2.3; Shire of Morawa Corporate Business Plan 2018-2022 Reference #2.2.3. Responsib...

Strategy 3.2.2 Progress 0%

Owner: Jenny Goodbourn



● Major Disruption


% | #
100.0 | 1

Action: 1

Develop a Reconciliation Action Plan (RAP) through high-level community engagement. Source cross-references: Shire of Morawa Strategic Community Plan 2018-2028 Reference #3.2.2; Shire of Morawa Corporate Business Plan 2018-2022...

Strategy 3.4.1 Progress 20%

Owner: Ellie Cuthbert



● On Track


% | #
100.0 | 1

Action: 1

Continue to support Morawa Biennial Arts Awards and Exhibition. Source cross-references: Shire of Morawa Strategic Community Plan 2018-2028 Reference #3.4.1; Shire of Morawa Corporate Business Plan 2018-2022 Reference # 3.4.1....

Strategy 3.4.2 Progress 35%

Owner: Ellie Cuthbert



● On Track


% | #
100.0 | 1

Action: 1

Work with the community to develop and promote a community events calendar and plan with a unique or iconic event. Source cross-references: Shire of Morawa Strategic Community Plan 2018-2028 Reference #3.4.2; Shire of Morawa Co...

Strategy 3.5.2 Progress 93%

Owner: Chris Linnell



● On Track


%	#
100.0	1

Action: 1

Continue to implement the Recreation Master Plan to ensure Morawa recreation assets are sub-regional centre standard. Source cross-references: Shire of Morawa Strategic Community Plan 2018-2028 Reference #3.5.2; Shire of Morawa...

Strategy 4.2.2 Progress 80%

Owner: Jenny Goodbourn



● On Track


%	#
100.0	1

Action: 1

Support leaderships / youth development programs through the Morawa Youth Centre. Source cross-references: Shire of Morawa Strategic Community Plan 2018-2028 Reference #4.2.2; Shire of Morawa Corporate Business Plan 2018-2022 R...

Strategy 4.3.2 Progress 25%

Owner: Ellie Cuthbert



● On Track


%	#
100.0	2

Action: 2

Undertake annual customer satisfaction and feedback surveys. Source cross-references: Shire of Morawa Strategic Community Plan 2018-2028 Reference #4.3.2; Shire of Morawa Corporate Business Plan 2018-2022 Reference #4.3.2. Resp...

Strategy 4.3.3 Progress 63%

Owner: Jenny Goodbourn



● On Track


%	#
100.0	2

Action: 2

Maintain a high standard of customer service and record keeping. Source cross-references: Shire of Morawa Strategic Community Plan 2018-2028 Reference #4.3.3. Shire of Morawa Corporate Business Plan 2018-2022 Reference #4.3.3 R...

Strategy 4.4.1 Progress 100%

Owner: Ellie Cuthbert



● Completed

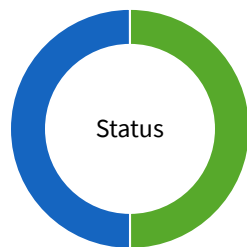
%	#
100.0	1

Action: 1

Deliver services as a sub-regional hub for the North Midlands. Source cross-references: Shire of Morawa Strategic Community Plan 2018-2028 Reference #4.4.1; Shire of Morawa Corporate Business Plan 2018-2022 Reference #4.4.1. Ke...

Strategy 4.6.2 Progress 51%

Owner: Chris Linnell



● On Track
● Completed

%	#
50.0	1
50.0	1


Action: 2

Provide quality affordable rental housing for staff. Source cross-references: Shire of Morawa Strategic Community Plan 2018-2028 Reference #4.6.2; Shire of Morawa Corporate Business Plan 2018-2022 Reference #4.6.2. Key Partners...

Strategy 4.6.4

Progress 0%

Owner: Chris Linnell



● On Track

%	#
100.0	1

Action: 1

Develop a staff attraction and retention strategy. Source cross-references: Shire of Morawa Strategic Community Plan 2018-2028 Reference #4.6.4; Shire of Morawa Corporate Business Plan 2018-2022 Reference #4.6.4. Key Partners: ...



Shire of Morawa

Delegations Register

Reviewed: 20 JUNE 2019

Contents

1.0 INTRODUCTION	4
2.0 HEAD OF POWER	4
3.0 PROCESS	4
4.0 NEW DELEGATIONS	5
5.0 DEFINITIONS	5
6.0 CERTIFICATIONS	5
7.0 DELEGATIONS	7
7.1 DELEGATIONS FROM COUNCIL TO COMMITTEES	
7.1.1 Morawa Sinosteel Future Fund Committee	7
7.2 DELEGATIONS FROM COUNCIL TO CHIEF EXECUTIVE OFFICER (CEO)	
7.2.1 Investment of Surplus Funds	8
7.2.2 Creditor Payments	9
7.2.3 Creditor Payments	10
7.2.4 Building Act 2011 – Permits, Certificates, Orders and Records	11
7.2.5 Septic Tank Licences	12
7.2.6 Planning Consent	13
7.2.7 Fire Fighting – Emergency Plant Hire	14
7.2.8 Council Reserve Accounts	14
7.2.9 Authority to Waive Fees	15
7.2.10 Authority to Write Off Monies	15
7.2.11 Incurring Liability and Making Payments	16
7.2.12 Power to Issue Notices	17
7.2.13 Health (Asbestos) Regulations 1992	17
7.2.14 Disposing of Property	18
8.0 OTHER STATUTORY MATTERS NOT BEING DELEGATIONS	
8.1 OTHER STATUTORY MATTERS	20
8.1.1 Media Releases	20

1.0 INTRODUCTION

This Delegations Register has been prepared in accordance with the Local Government Act 1995 sections 5.16 to 5.18 and 5.42 to 5.46, and the Administration Regulations r19.

All delegations require approval by an absolute majority of Council.

It is a requirement that the use of all delegated authority is recorded, but it is not a requirement to report the use of delegated authority to Council.

However, given the limited number of delegations, and their importance, it is recommended that Council be advised of use of delegations, for their information. It is open to Council to make a policy direction that this is the case.

The Local Government Act 1995 Section 5.16 places limitations and conditions upon the delegations that may be made to various types of Committee. A Committee with delegated authority is not permitted to further delegate that authority.

The Local Government Act 1995 Section 5.42 places a limitation upon the delegations that may be made to the CEO. The CEO is not permitted to further delegate that authority.

The Local Government Act 1995 Section 5.44 permits the CEO to delegate the exercise of, or the carrying out of, a function delegated to the CEO.

2.0 HEAD OF POWER

Unless stated otherwise, the Local Government Act 1995 Sections 5.16 and 5.42 constitute the head of power for Council to make the delegations.

The Council is responsible for functions and activities under numerous Acts and other legislation, many of which permit Council to delegate responsibilities and authority to various officers. In order to maintain consistency with the concepts of the Local Government Act 1995, all delegations to officers are made to the CEO, who is then responsible for the implementation of the delegated function, either personally or through management of officers and staff.

It is Council's expectation, that the CEO will assign delegations relevant to a specialist or specific position, to that person.

3.0 PROCESS

It is a requirement of the Local Government Act 1995 Section 5.18 and Section 5.46(1) that all delegations be reviewed at least once in each financial year.

In order to ensure that there is clear authority, Council and the appropriate officers will formally review this Delegations Register at a convenient meeting date each year, (commencing in May 2003) and their application confirmed.

In this way, the delegations will be reviewed at a time when there is less time pressure, and after a year of operation, with the formal motion of application made for continuation into the following period.

4.0 NEW DELEGATIONS

Council may make new delegations at any time. However, unless specifically stated that the authority is to be included in the Delegations Register, it will be assumed that the authority to act is for a specific matter and is not a general or ongoing delegation.

5.0 DEFINITIONS

The Local Government Act 1995 has not defined the term “delegation” or “delegated power”, however:

- Section 5.16 refers to “... the exercise of any of its powers and duties...”
- Section 5.42 refers to “... the exercise of any of its powers or the discharge of any of its duties...”

The term “policy” is not defined anywhere in the Local Government Act. Accordingly, throughout this document, the following terms apply, insofar as they are consistent with all enabling legislation referred to within each of the specific delegations.

“Authority” means the permission or requirement for a Committee or the CEO to act in accordance with:

- The Local Government Act or other legislation or regulation;
- A delegation made by Council;
- A policy made by Council, or
- A specific decision made by Council.

“Delegation” means the authority for a Committee or the CEO to act on behalf of Council, where the power is either specifically or by implication, intended to be exercised by the elected members, rather than an organisational responsibility.

“Policy” as the context requires, means either:

- A procedural direction to officers to implement Council’s wishes or instructions in a particular way; or
- The authority for officers to act, where that authority is not considered to be a delegation, but more procedural in nature.

6.0 CERTIFICATIONS

The Delegations contained in parts 1 and 2, and the Direction in Part 3, of this Register were formally reviewed by Council on 20 June 2019 and a resolution confirming their continued application.

K S Chappel
President

Date

The Delegations contained in Part 2 of this Register from CEO to other officers have been formally reviewed, and their continued application is confirmed.

CPM Linnell
Chief Executive Officer

Date

7.0 DELEGATIONS

7.1 DELEGATIONS FROM COUNCIL TO COMMITTEES

7.1.1 Morawa Sinosteel Future Fund Committee

To	Morawa Sinosteel Future Fund Committee
Delegation	To act on resolutions of the Morawa Sinosteel Future Fund Committee without requiring a resolution of the Shire of Morawa Council.
Objectives	<p>The Morawa Sinosteel Future Fund will assist community organisations by providing financial support for:</p> <ul style="list-style-type: none">• Activities or endeavors that will provide community or welfare benefit to persons who are ordinarily resident in the area, or• Facilities or services that improve the welfare, culture or amenity of persons ordinarily resident in the area.
Guidelines	Sinosteel Midwest Corporation Limited/Shire of Morawa – Deed of Agreement for the Future
Conditions	As per Sinosteel Midwest Corporation Limited/Shire of Morawa – Deed of Agreement for the Future
Formal Record	Confirmed minutes of Committee meeting
History	Adopted 21 December 017 ○ Reviewed 20 June 2019

7.2 DELEGATIONS FROM COUNCIL TO CHIEF EXECUTIVE OFFICER (CEO)

7.2.1 Investment of Surplus Funds

Delegation	The CEO is authorised to invest money held in any Council fund that is not required for immediate use, in an approved investment as defined by the Trustees Act Sections 17, 18 and 19, provided sufficient working funds are retained at all times.
Objectives	To maximise the interest earnings of funds not otherwise in use.
Guidelines	All else being equal, preference to be given to the placing of funds on deposit with or through branches of local banks.
Conditions	Authority to CEO is up to \$800,000. Authority which may be delegated by the CEO to employees is subject to the following maximum individual amounts: Executive Manager Corporate & Community Services: \$100,000
Delegation by CEO	Executive Manager Corporate & Community Services
Formal Record	Investment Register
Head of Power	Local Government Act 1995 Sections 5.42 and 5.44
Reference	<ul style="list-style-type: none"> • Local Government Act 1995 Section 6.14 • Local Government (Financial Management) Regulations 1996 r. 19C Investment of Money • Council Policy - 3.5 Investment Policy
History	Adopted 25 May 1998 <ul style="list-style-type: none"> ○ Revised 15 February 2018 ○ Revised 20 June 2019

7.2.2 Creditor Payments

<p>Delegation</p>	<p>The CEO is delegated authority to make payments from the Municipal Fund, Trust Fund, and Reserve Funds. Each payment from the Municipal Fund, Trust Fund, or Reserve Fund is to be noted on a list compiled for each month showing:</p> <ol style="list-style-type: none"> a) The payee's name b) The amount of the payment c) The date of the payment d) Sufficient information to identify the transaction. <p>The list referred to above is to be presented to Council at the next Ordinary Meeting of Council following the preparation of the list and is to be recorded in the minutes of the meeting at which it is presented.</p> <p>Cheques/EFTs up to a value of \$100,000 (one hundred thousand dollars) are to be signed by the CEO and the Executive Manager Corporate & Community Services.</p> <p>Cheques/EFTs in excess of \$100,000 (one hundred thousand dollars) to be signed by the CEO or in his absence the Executive Manager Corporate & Community Services.</p>
<p>Objectives</p>	<p>To streamline payment of creditor's accounts, and to ensure timely payment.</p>
<p>Guidelines</p>	<p>All payments to be reported to the following Council meeting as having been paid during the month.</p>
<p>Conditions</p>	<p>Local Government (Financial Management) Regulations 1996 r13</p>
<p>Delegation by CEO</p>	<p>Executive Manager Corporate & Community Services</p>
<p>Formal Record</p>	<p>Officer's report to Council – Schedule of accounts paid and for payment</p>
<p>Head of Power</p>	<ul style="list-style-type: none"> • Local Government Act 1995 Sections 5.42 and 5.44 • Local Government (Financial Management) Regulations 1996 r13 • Council Policy - <i>3.11 Bank Accounts Signatures & Payments</i>
<p>History</p>	<p>Adopted 16 March 2000</p> <ul style="list-style-type: none"> ○ Reviewed 15 February 2018 ○ Revised 20 June 2019

7.2.3 Creditor Payments

Delegation	<p>The CEO, in conjunction with the Executive Manager Corporate & Community Services and the Senior Finance Officer, is authorised to make payments from the Municipal and Trust Funds for the following purposes:</p> <table border="0" style="width: 100%;"> <tr> <td style="text-align: center; width: 50%;"><u>Municipal Fund</u></td> <td style="text-align: center; width: 50%;"><u>Trust Fund</u></td> </tr> <tr> <td style="text-align: center;">Payroll</td> <td style="text-align: center;">Payroll deductions</td> </tr> <tr> <td style="text-align: center;">Creditors</td> <td style="text-align: center;">BCITF</td> </tr> <tr> <td></td> <td style="text-align: center;">Deposit Refunds</td> </tr> </table>	<u>Municipal Fund</u>	<u>Trust Fund</u>	Payroll	Payroll deductions	Creditors	BCITF		Deposit Refunds
<u>Municipal Fund</u>	<u>Trust Fund</u>								
Payroll	Payroll deductions								
Creditors	BCITF								
	Deposit Refunds								
Objectives	To streamline payment of creditor's accounts, and to ensure timely payment.								
Guidelines	All payments to be reported to the following Council meeting as having been paid during the month.								
Conditions	Local Government (Financial Management) Regulations 1996 r12								
Delegation by CEO	<ul style="list-style-type: none"> • Executive Manager Corporate & Community Services • Senior Finance Officer 								
Formal Record	Report to Council - Schedule of accounts paid and for payment								
Head of Power	<ul style="list-style-type: none"> • Local Government Act 1995 Sections 5.44 • Local Government (Financial Management) Regulations 1996 r12 								
History	<p>Adopted 21 February 2002</p> <ul style="list-style-type: none"> ○ Reviewed 15 March 2018 ○ Revised 20 June 2019 								

7.2.4 Building Act 2011 – Permits, Certificates, Orders and Records

Delegation	Pursuant to the Building Act 2011 section 12, Council delegates its authority and power to the CEO Executive Manager Corporate and Community Services and Building Surveyor to perform duties and functions of the Building Act 2011 pertaining to buildings and associated incidental structures.
Objectives	To provide authority for suitably qualified persons who, in the opinion of the CEO have the qualifications to undertake the roles and functions of a building surveyor to administer the Building Act 2011.
Guidelines	All approvals to be recorded in the Building Approvals Register
Conditions	In undertaking the functions of this delegation, Building Surveyors must be employed by the Shire of Morawa in accordance with section 5.36 of the <i>Local Government Act 1995</i> ; and In addition to the above, for an uncertified application, qualified Building Services Practitioner (Building Surveyors) must hold the appropriate qualification as set out under Regulation 6 of the <i>Local Government (Building Surveyors) Regulations 2008</i> .
Delegation by CEO	<ul style="list-style-type: none"> • Executive Manager Corporate & Community Services • Building Surveyor
Formal Record	Permit Issued
Head of Power: Building Permit	<p>Building Act 2011 Sections:</p> <ul style="list-style-type: none"> 20 – Grant of building permit 21 – Grant of demolition permits 22 – Further grounds for not granting an application 27 – Conditions imposed by permit authority 55 – Occupancy permits and building approval, further information 58 – Grant of occupancy permit, building approval certificate 62 – Extension of period duration 65 – Extension of period duration 110 – Building orders 117 – Revocation of building order 118 – Permit authority may give effect to building order if non-compliance; and 131 – Inspection, copies and building records
History: Building Permit	<p>Adopted 20 October 2011</p> <ul style="list-style-type: none"> ○ Reviewed 15 February 2018 ○ Revised 20 June 2019
Head of Power: Demolition Permit	<ul style="list-style-type: none"> • Building Act 2011 Sections 20,22 and 127 • Local Government Act 1995 Sections 5.42 and 5.44 • Local Government (Miscellaneous Provisions) Act Section 374 (1b)
History: Demolition Permit	<p>Adopted 16 March 2000</p> <ul style="list-style-type: none"> ○ Reviewed 15 February 2018 ○ Revised 20 June 2019

7.2.5 Septic Tank Licences

Delegation	<p>The Environmental Health Officer is authorised to exercise and discharge the powers and functions of the Council in relation to the Health (Treatment of Sewage and Disposal of Liquid Waste) Regulations 1974:</p> <p>4 (3)(a) – grant approval subject to form and conditions set by Council (b) – refuse to grant approval</p> <p>10 (2) – (relating to approvals) (4)(b) – (relating to approvals)</p> <p>22 (2)(a) – (relating to appeals) (b) – (relating to appeals)</p>
Objectives	To permit early approval of septic tank applications submitted
Guidelines	<p>Compliance with the Health Act and Regulations, the Building Code of Australia and the Town Planning Scheme is mandatory. Any application not complying to be refused, unless there is a discretion, in which case it is to be referred to Council for decision.</p>
Conditions	Effluent systems are to be sized in accordance with Schedule B
Delegation by CEO	Environmental Health Officer
Formal Record	Report to Council
Head of Power	Health Act Section 26 and Regulations
History	<p>Adopted 16 March 2000</p> <ul style="list-style-type: none"> ○ Reviewed 15 February 2018 ○ Revised 20 June 2019

7.2.6 Planning Consent

Delegation	The CEO is authorised to issue planning consent for development applications that fully comply with all requirements.
Objectives	To permit early approval of development applications submitted.
Guidelines	Compliance with the Local Planning Scheme, Regulations and Codes, and Council's Planning Policies, is mandatory. Any application not complying to be referred to Council for decision.
Conditions	Local Government Act Section 5.71(a) The CEO must disclose to the President the nature of any interest in relation to a matter under consideration relating to this delegated function.
Delegation by CEO	<ul style="list-style-type: none"> • Planning Officer/Environmental Health Officer/Building Surveyor • Executive Manager Corporate & Community Services
Formal Record	Report to Council
Head of Power	Planning and Development Act 2005 Local Planning Scheme No 2 Section 8.7
History	Adopted 16 March 2000 <ul style="list-style-type: none"> ○ Reviewed 15 February 2018 ○ Revised 20 June 2019

7.2.7 Fire Fighting – Emergency Plant Hire

Delegation	The CEO is authorised to commit expenditure for the private hire of plant and equipment necessary for the efficient fighting and control of fires.
Objectives	To ensure that maximum effort can be made for the control of wild fires, for the protection of life and property.
Guidelines	Where possible, the CEO is to seek advice from the Chief Bush Fire Control Officer, Deputy CBFCO or an FCO, and approval from the President or Deputy President. However, since this delegation will only be used in emergency situations, it is acknowledged that this may not be possible.
Conditions	Adequate resources to fight a fire, for the safety of fire fighters and for the protection of life and property, have the higher priority and are not to be unnecessarily jeopardised by delay.
Delegation by CEO	No further delegation
Formal Record	Report to Council
Head of Power	Bush Fires Act Section 38 (3)(4)(5) and 48
History	Amended 16 December 2004 <ul style="list-style-type: none"> ○ Reviewed 15 February 2018 ○ Revised 20 June 2019

7.2.8 Council Reserve Accounts

Delegation	The CEO is authorised to transfer any additional or surplus funds not budgeted for into approved Reserve Accounts for the current budget year
Objectives	To ensure that surplus funds not budgeted for receipt can be placed into a reserve account rather than be part of general municipal funds.
Guidelines	Nil
Conditions	Nil
Delegation by CEO	The CEO is authorised to transfer any additional or surplus funds
Formal Record	Report to Council
Head of Power	Local Government Act 1995 Section 6.14
History	Amended 16 December 2004 <ul style="list-style-type: none"> ○ Reviewed 15 February 2018 ○ Revised 20 June 2019

7.2.9 Authority to Waive Fees

Delegation	The CEO is delegated authority to waive or grant a concession in relation to any amount of money which is owed to the Shire other than rates and services charges
Objectives	To streamline approval for requests to waive or grant concessions on fees.
Guidelines	All waivers or concessions granted are to be reported to Council
Conditions	Local Government Act 1995 Section 6.12
Delegation by CEO	No further delegation
Formal Record	Report to Council - Schedule of waivers or concessions
Head of Power	Local Government Act 1995 Section 6.14
History	Adopted 21 March 2013 <ul style="list-style-type: none"> ○ Reviewed 15 February 2018 ○ Revised 20 June 2019

7.2.10 Authority to Write Off Monies

Delegation	The CEO is delegated authority to write off monies owing to Council – individual amounts up to the value of \$500
Objectives	To streamline approval for write-offs
Guidelines	All write offs are to be reported to Council
Conditions	Local Government Act 1995 Section 6.12
Delegation by CEO	No further delegation
Formal Record	Report to Council – Schedule of write-offs
Head of Power	Local Government Act 1995 Section 6.14
History	Adopted 21 March 2013 <ul style="list-style-type: none"> ○ Reviewed 15 February 2018 ○ Revised 20 June 2019

7.2.11 Incurring Liability and Making Payments

Delegation	<p>The CEO is to ensure efficient systems and procedures are established to ensure proper authorisation for the incurring of liabilities and the making of payments</p> <p>The authority to approve requisitions and purchases orders and for the supply of goods and service and subsequent certification of services for which funds have been provided for in the Annual Budget.</p>
Objectives	To provide efficient systems and procedures when approving requisitions and purchases.
Guidelines	Council Policy – 3.4 Purchasing Policy
Conditions	Authority to CEO is unlimited subject to annual budget limitations. Authority which may be delegated by the CEO to employees is subject to the following maximum individual amounts.
Delegation by CEO	<p>Executive Manager Corporate & Community Services \$50,000</p> <p>Principal Works Supervisor \$50,000</p> <p>Leading Hand Town \$5,000</p> <p>Leading Hand Roads \$5,000</p> <p>Economic Development Manager \$5,000</p>
Formal Record	Record to be maintained in hard copy on file
Head of Power	Local Government Act 1995 Section 6.14
History	<p>Adopted 21 March 2013</p> <ul style="list-style-type: none"> ○ Reviewed 15 February 2018 ○ Revised 20 June 2019

7.2.12 Power to Issue Notices

Delegation	The CEO is authorised to issue notices under section 3.25 of the Local Government Act 1995 Schedule 3.1
Objectives	To permit action for cleaning up of property ensuring that overgrown vegetation, rubbish, or disused material, as specified, is removed from land that the local government considers untidy.
Guidelines	Compliance with the Local Government Act 1995
Conditions	Local Government Act 1995 Section 3.25 and Schedule 3.1
Delegation by CEO	<ul style="list-style-type: none"> • Environmental Health Officer/Building Surveyor • Executive Manager Corporate & Community Services
Formal Record	Report to Council
Head of Power	Local Government Act 1995 Section 5.42 and 5.44
History	Adopted 20 March 2014 <ul style="list-style-type: none"> ○ Reviewed 15 February 2018 ○ Revised 20 June 2019

7.2.13 Health (Asbestos) Regulations 1992

Delegation	The CEO is authorised to appoint persons or classes of persons as authorised officers for the purposes of the Health (Asbestos) Regulations 1992 on behalf of Council.
Objectives	The delegation will enable an authorised officer to issue, extend or cancel infringements issued under the Health (Asbestos) Regulations 1992.
Guidelines	Compliance with the Health (Asbestos) Regulations 1992 r15d(7)
Conditions	Local Government Act 1995 Section 3.25 and Schedule 3.1
Delegation by CEO	Environmental Health Officer
Formal Record	Notice issued
Head of Power	Local Government Act 1995 Section 5.42 and 5.44 Criminal Procedure Act 2004 Part 2
History	Adopted 19 October 2017 <ul style="list-style-type: none"> ○ Reviewed 15 February 2018 ○ Revised 20 June 2019

7.2.14 Disposing of Property

Delegator:	Local Government
Express Power to Delegate:	Local Government Act 1995: <ul style="list-style-type: none"> • Section 5.42 Delegation of some powers or duties to the CEO • Section 5.43 Limitations on delegations to the CEO
Express Power or Duty Delegated:	Local Government Act 1995 <ul style="list-style-type: none"> • Sections 3.58(2) & (3) Disposing of Property
Delegate:	Chief Executive Officer
Function:	<ol style="list-style-type: none"> 1. Authority to dispose of property to: <ol style="list-style-type: none"> (a) to the highest bidder at public auction [s.3.58(2)(a)]. (b) to the person who at public tender called by the local government makes what is considered by the delegate to be, the most acceptable tender, whether or not it is the highest tenders [s.3.58(2)(b)] 2. Authority to dispose of property by private treaty only in accordance with section 3.58(3) and prior to the disposal, to consider any submissions received following the giving of public notice [s.3.58(3)].
Council Conditions on this Delegation:	<ol style="list-style-type: none"> a. Disposal of land or building assets is limited to matters specified in the Annual Budget and in any other case, a Council resolution is required. b. In accordance with s.5.43, disposal of property, for any single project or where not part of a project but part of a single transaction, is limited to a maximum value of \$10,000 or less. c. When determining the method of disposal: <ul style="list-style-type: none"> • Where a public auction is determined as the method of disposal: <ol style="list-style-type: none"> ○ Reserve price has been set by independent valuation. ○ Where the reserve price is not achieved at auction, negotiation may be undertaken to achieve the sale at up to a -10% variation on the set reserve price. • Where a public tender is determined as the method of disposal and the tender does not achieve a reasonable price for the disposal of the property, then the CEO is to determine if better value could be achieved through another disposal method and if so, must determine not to accept any tender and use an alternative disposal method. • Where a private treaty is determined [s.3.58(3)] as the method of disposal, authority to: <ol style="list-style-type: none"> ○ Negotiate the sale of the property up to a -10% variance on the valuation; and

	<ul style="list-style-type: none"> o Consider any public submissions received and determine if to proceed with the disposal, ensuring that the reasons for such a decision are recorded. <p>d. Where the market value of the property is determined as being less than \$20,000 (F&G r.30(3) excluded disposal) may be undertaken:</p> <ul style="list-style-type: none"> • Without reference to Council for resolution; and • In any case, be undertaken to ensure that the best value return is achieved however, where the property is determined as having a nil market value, then the disposal must ensure environmentally responsible disposal.
Express Power to Sub-Delegate:	Local Government Act 1995 Section 5.44
Sub-Delegate/s:	Nil
Sub-Delegation Conditions:	Not Applicable
Compliance Links:	Local Government Act 1995 – s.3.58 Disposal of Property Local Government (Functions and General) Regulations 1995 – r.30 Dispositions of property excluded from Act s. 3.58
Record Keeping:	Register to be kept detailing all disposals made under this delegation
History	Adopted 22 June 2018 <ul style="list-style-type: none"> o Reviewed 20 June 2019

8.0 OTHER STATUTORY MATTERS NOT BEING DELEGATIONS

8.1 OTHER STATUTORY MATTERS

8.1.1 Media Releases

Delegation	The Shire President authorises the CEO to make media releases and to speak on behalf of the Shire of Morawa.
Objectives	To ensure that the public receives full, appropriate and timely information.
Guidelines	The President, or the Deputy President if President unavailable, should be consulted prior to matters of delicacy being discussed in public, however it is recognised that this may not always be possible. In this case, the CEO is to use discretion whether comment is to be made or not. Regardless, the CEO is not under any obligation to make any comment on any matter.
Conditions	Local Government Act 1995 Section 5.95
Head of Power	Local Government Act 1995 Section 5.41 (f) Council Policy - 1.9. Media Statements & Public Relations
History	Adopted 16 March 2000 <ul style="list-style-type: none">○ Reviewed 15 February 2018○ Revised 20 June 2019

List of Payments May 2019				
Cheque/EFT	Date	Name	Description	Amount
EFT11828	02/05/2019	Australian Taxation Office	BAS March 2019	\$ 997.00
EFT11829	02/05/2019	Australian Services Union	Payroll deductions	\$ 77.70
EFT11830	02/05/2019	Department of Human Services	Payroll deductions	\$ 509.99
EFT11831	09/05/2019	BankWest	Credit Card Charges April 2019	\$ 1,651.39
EFT11832	09/05/2019	Dean Contracting Pty Ltd	Reconstruction Of Burma Road	\$ 102,740.00
EFT11833	09/05/2019	North Midlands Electrical	Repairs And Maintenance	\$ 2,190.10
EFT11834	09/05/2019	Quest Innaloo	Accommodation For Training	\$ 770.00
EFT11835	09/05/2019	Morawa Darts Association	Shire Funding	\$ 3,100.00
EFT11836	09/05/2019	Midwest Aboriginal Media Association Incorporated	Shire Funding	\$ 2,200.00
EFT11837	09/05/2019	Maitland James Hedlam	Refund of Bond	\$ 82.71
EFT11838	09/05/2019	St John Ambulance	First Aid Supplies	\$ 25.00
EFT11839	09/05/2019	Star Track Express	Freight Charges	\$ 81.63
EFT11840	09/05/2019	Telstra Corporation Limited	Telephone Charges And Purchases	\$ 8,123.11
EFT11841	09/05/2019	WesTrac Equipment Pty Ltd	Parts And Repairs	\$ 933.64
EFT11842	09/05/2019	Midwest Chemical & Paper Distributors	Cleaning Supplies	\$ 444.30
EFT11843	09/05/2019	Landgate	Land Enquiry	\$ 25.70
EFT11844	09/05/2019	Purcher International Pty Ltd	Parts And Repairs	\$ 464.43
EFT11845	09/05/2019	McDonalds Wholesalers	Consumables	\$ 80.25
EFT11846	09/05/2019	Refuel Australia	Bulk Fuel	\$ 17,132.77
EFT11847	09/05/2019	Mid West Auto Group	Parts And Repairs	\$ 235.60
EFT11848	09/05/2019	Canine Control	Ranger Services	\$ 1,001.39
EFT11849	09/05/2019	Courier Australia	Freight Charges	\$ 70.46
EFT11850	09/05/2019	Wesfarmers Kleenheat Gas Pty Ltd	Gas Bottle Rental	\$ 75.90
EFT11851	09/05/2019	Flash Flowers	ANZAC Wreath	\$ 70.00
EFT11852	09/05/2019	Greenfield Technical Services	2017 Flood Damage	\$ 10,575.40
EFT11853	09/05/2019	Australian Taxation Office	BAS April 2019	\$ 24,402.00
EFT11854	09/05/2019	Bob Waddell & Associates Pty Ltd	Consultant Services	\$ 858.00
EFT11855	09/05/2019	Bunnings Group Limited	Materials	\$ 469.13
EFT11856	09/05/2019	Mitchell & Brown	Whitegoods Purchase	\$ 1,660.00
EFT11857	09/05/2019	Geraldton Mower & Repairs Specialists	Parts And Repairs	\$ 201.30
EFT11858	09/05/2019	Shire of Perenjori	Contract Services - CESM	\$ 11,415.99
EFT11859	09/05/2019	The Paper Company of Australia	Stationery Supplies	\$ 935.00
EFT11860	09/05/2019	Logo Appointments	Contract Services	\$ 10,557.04
EFT11861	09/05/2019	Tudor House	Banner for Youth Development Project	\$ 88.00
EFT11862	09/05/2019	Neverfail Springwater Limited	Water Cooler Rental	\$ 14.30
EFT11863	09/05/2019	Alinta Sales Pty Ltd	Electricity Charges	\$ 88.41
EFT11864	09/05/2019	Covs Parts Pty Ltd	Parts And Repairs	\$ 35.71
EFT11865	09/05/2019	Dongara Tree Service	Tree Pruning	\$ 8,250.00
EFT11866	09/05/2019	Coates Hire	Plant Hire	\$ 7,022.67
EFT11867	09/05/2019	Herrings Coastal Plumbing & Gas	Repairs And Maintenance	\$ 1,480.60
EFT11868	09/05/2019	Woodlands Distributors & Agencies Pty Ltd	Materials And Supplies	\$ 1,800.00
EFT11869	09/05/2019	IGA Morawa	IGA Purchases	\$ 949.29
EFT11870	09/05/2019	Infinitum Technologies Pty Ltd	IT Support	\$ 7,659.38
EFT11871	09/05/2019	Rondah Toms	Reimbursement	\$ 613.90
EFT11872	09/05/2019	Mitchell and Brown Communications Vidguard	Vidguard Monitoring	\$ 115.50
EFT11873	09/05/2019	Morawa Rural Pty Ltd T/AS Morawa Rural Enterprises	Parts And Repairs	\$ 119.50
EFT11874	09/05/2019	GG. Pumps and Electrical	Repairs And Maintenance	\$ 910.97
EFT11875	09/05/2019	Five Star	Photocopier Charges	\$ 557.29
EFT11876	09/05/2019	HI-Power Diesel	Repairs And Maintenance	\$ 328.90
EFT11877	09/05/2019	Pat's Mobile Mechanical	Repairs And Maintenance	\$ 2,554.59
EFT11878	09/05/2019	Renee King	Reimbursement	\$ 95.00
EFT11879	09/05/2019	Twinkarri Pty Ltd	Tree Pruning	\$ 17,545.00
EFT11880	09/05/2019	Hudson Howells	Morawa Trail Project	\$ 16,500.00
EFT11881	09/05/2019	Incite Security	CCTV Repairs	\$ 363.00
EFT11882	09/05/2019	Colliers	Commercial Office Rent	\$ 423.85
EFT11883	16/05/2019	Australian Services Union	Payroll deductions	\$ 77.70
EFT11884	16/05/2019	Department of Human Services	Payroll deductions	\$ 639.04
EFT11885	17/05/2019	Austral Iron Pty Ltd	Rates refund for assessment A1004 LOT E70/04425	\$ 656.00
EFT11886	17/05/2019	North Midlands Electrical	Building Maintenance	\$ 886.60
EFT11887	17/05/2019	Morawa Community Resource Centre	Shire Funding	\$ 1,500.00
EFT11888	17/05/2019	Westralian Iron Pty Ltd	Rates refund for assessment A966 LOT E70/03848	\$ 542.78
EFT11889	17/05/2019	Star Track Express	Freight	\$ 201.73
EFT11890	17/05/2019	Kats Rural	Parts And Materials	\$ 1,152.00
EFT11891	17/05/2019	Morawa Traders	Refreshments	\$ 68.47

EFT11892	17/05/2019	Morawa Roadhouse	Catering	\$ 1,018.50
EFT11893	17/05/2019	Landmark Operations Limited	Gas Supply	\$ 879.18
EFT11894	17/05/2019	WesTrac Equipment Pty Ltd	Parts And Repairs	\$ 487.74
EFT11895	17/05/2019	Landgate	Rural UV General Revaluation 2018/19	\$ 4,015.05
EFT11896	17/05/2019	Canine Control	Ranger Services	\$ 1,001.39
EFT11897	17/05/2019	GH Country Courier	Freight	\$ 66.66
EFT11898	17/05/2019	Morawa District Historical Society Inc.	Sinosteel Future Fund Grant	\$ 4,669.00
EFT11899	17/05/2019	Morawa District High School Parents & Citizens Assoc.	Sinosteel Fund Grant	\$ 3,010.00
EFT11900	17/05/2019	Jason Signmakers	Signs	\$ 4,262.50
EFT11901	17/05/2019	Geraldton Mower & Repairs Specialists	Parts And Repairs	\$ 107.70
EFT11902	17/05/2019	Logo Appointments	Contract Services	\$ 6,052.15
EFT11903	17/05/2019	Aerodrome Management Services Pty Ltd	Staff Training	\$ 2,160.00
EFT11904	17/05/2019	Sunny Industrial Brushware	Repairs And Maintenance	\$ 1,542.20
EFT11905	17/05/2019	CleverPatch	Materials for Youth Centre	\$ 259.94
EFT11906	17/05/2019	Australian Local Government Association	ALGA Conference Fees	\$ 2,748.00
EFT11907	17/05/2019	Great Southern Fuel Supplies	Fuel Supplies	\$ 732.38
EFT11908	17/05/2019	Avon Waste	Waste Management	\$ 6,944.50
EFT11909	17/05/2019	Elizabeth Cuthbert	Reimbursement	\$ 231.65
EFT11910	17/05/2019	Pagoda Resort and Spa	Accommodation For Training	\$ 1,175.00
EFT11911	17/05/2019	Toll Transport Pty Ltd	Freight	\$ 19.64
EFT11912	17/05/2019	Beyond Blue Limited	Donation	\$ 259.39
EFT11913	17/05/2019	WINC Australia	Stationery Supplies	\$ 109.23
EFT11914	24/05/2019	Star Track Express	Freight	\$ 392.27
EFT11915	24/05/2019	BOC Limited	Supplies for Workshop	\$ 38.71
EFT11916	24/05/2019	Telstra Corporation Limited	Telephone Charges	\$ 2,389.57
EFT11917	24/05/2019	S & K Electrical Contracting Pty Ltd	Works to Sewerage Scheme	\$ 10,175.00
EFT11918	24/05/2019	Logo Appointments	Contract Services	\$ 5,720.99
EFT11919	24/05/2019	Neverfail Springwater Limited	Water Cooler Rental	\$ 14.30
EFT11920	24/05/2019	Clarkes Washing Machine Repairs	Repairs And Maintenance	\$ 178.20
EFT11921	24/05/2019	Wallis Computer Solutions	Medical Centre IT Repairs	\$ 2,806.14
EFT11922	24/05/2019	IGA Morawa	Consumables	\$ 308.33
EFT11923	24/05/2019	Central Regional TAFE	Training And Development	\$ 2,970.00
EFT11924	24/05/2019	MEEDAC Incorporated	Morawa Tip Attendant	\$ 5,100.00
EFT11925	24/05/2019	Aquatic Services WA Pty Ltd	Pool Maintenance	\$ 600.00
EFT11926	24/05/2019	GG. Pumps and Electrical	Works To Sewerage Upgrade	\$ 2,281.96
EFT11927	24/05/2019	Five Star	Printer Lease	\$ 307.10
EFT11928	24/05/2019	HI-Power Diesel	Vehicle Maintenance	\$ 733.59
EFT11929	24/05/2019	Terra Form Contracting	Vegetation Management	\$ 10,796.50
EFT11930	24/05/2019	Newshore Consulting	Contract EHO	\$ 4,355.00
EFT11931	24/05/2019	Toll Transport Pty Ltd	Freight	\$ 277.21
EFT11932	24/05/2019	Grant Woodhams	Chair NMEITA meeting	\$ 632.80
EFT11933	24/05/2019	Glass co	Repairs And Maintenance	\$ 436.24
EFT11934	28/05/2019	Cheryl Walton	Reimbursement	\$ 564.94
EFT11935	28/05/2019	Star Track Express	Freight	\$ 5.35
EFT11936	28/05/2019	Department of Fire & Emergency Services	2018/19 ESL Quarter 4	\$ 4,547.49
EFT11937	28/05/2019	Synergy	Electricity Charges	\$ 258.65
EFT11938	28/05/2019	J.R. & A. Hersey Pty Ltd	Materials and Supplies	\$ 1,017.72
EFT11939	28/05/2019	Midwest Chemical & Paper Distributors	Cleaning Supplies	\$ 65.00
EFT11940	28/05/2019	S & K Electrical Contracting Pty Ltd	Sewerage Scheme Maintenance	\$ 289.58
EFT11941	28/05/2019	Winchester Industries	Supply of Stone	\$ 2,202.20
EFT11942	28/05/2019	Covs Parts Pty Ltd	Parts and Repairs	\$ 495.61
EFT11943	28/05/2019	Coates Hire	Plant Hire	\$ 6,412.00
EFT11944	28/05/2019	The Peninsula	Accommodation	\$ 571.59
EFT11945	28/05/2019	Undaminda	Supply Of Gravel	\$ 9,075.00
EFT11946	28/05/2019	Colliers	Commercial Office Rent	\$ 423.85
EFT11947	30/05/2019	Australian Services Union	Payroll deductions	\$ 77.70
EFT11948	30/05/2019	Department of Human Services	Payroll deductions	\$ 639.04
Total of EFT Payments for May 2019				\$ 396,308.54

11964	09/05/2019	Shire of Morawa	Vehicle Registration	\$ 48.00
11965	09/05/2019	Water Corporation	Water Charges	\$ 32,655.16
11966	09/05/2019	Synergy	Electricity Charges	\$ 21,504.70
11967	09/05/2019	Morawa Licensed Post Office Emmlee's	Postage April 2019	\$ 53.70
11968	09/05/2019	McLeods Barristers and Solicitors	Legal Services - Pensioner Unit Rental	\$ 4,722.19
11969	10/05/2019	Shire of Morawa	Prizes for Banners in the Terrace	\$ 200.00
11970	17/05/2019	Building and Construction Industry Training Fund	BCITF fees less commission for March 2019	\$ 281.40
11971	17/05/2019	Building Commission	BSL fees less commission for March 2019	\$ 156.18
11972	17/05/2019	Synergy	Electricity Charges	\$ 13,000.60

11973	17/05/2019	McLeods Barristers and Solicitors	Legal Services	\$ 8,371.55
11974	24/05/2019	Synergy	Electricity Charges	\$ 1,755.30
11975	28/05/2019	Shire of Morawa	Vehicle Registration	\$ 225.15
Total of Cheque Payments May 2019				\$ 82,973.93

DD6491.1	01/05/2019	WA Local Government Superannuation Plan	Payroll deductions	\$ 6,406.00
DD6491.2	01/05/2019	Australian Super	Superannuation contributions	\$ 602.62
DD6491.3	01/05/2019	BT FINANCIAL GROUP	Superannuation contributions	\$ 324.85
DD6491.4	01/05/2019	MLC Super Fund	Superannuation contributions	\$ 431.21
DD6491.5	01/05/2019	LGIA Super	Superannuation contributions	\$ 327.65
DD6491.6	01/05/2019	CBUS	Superannuation contributions	\$ 76.68
DD6494.1	01/05/2019	Westnet Pty Ltd	Internet Usage May 2019	\$ 234.75
DD6496.1	10/05/2019	De Lage Landen Pty Ltd	Contract For Printer	\$ 265.91
DD6516.1	15/05/2019	WA Local Government Superannuation Plan	Payroll deductions	\$ 6,223.15
DD6516.2	15/05/2019	Australian Super	Superannuation contributions	\$ 602.62
DD6516.3	15/05/2019	BT FINANCIAL GROUP	Superannuation contributions	\$ 318.97
DD6516.4	15/05/2019	MLC Super Fund	Superannuation contributions	\$ 431.21
DD6516.5	15/05/2019	LGIA Super	Superannuation contributions	\$ 327.65
DD6516.6	15/05/2019	CBUS	Superannuation contributions	\$ 116.51
DD6532.1	29/05/2019	WA Local Government Superannuation Plan	Payroll deductions	\$ 6,297.63
DD6532.2	29/05/2019	Australian Super	Superannuation contributions	\$ 509.02
DD6532.3	29/05/2019	BT FINANCIAL GROUP	Superannuation contributions	\$ 318.97
DD6532.4	29/05/2019	MLC Super Fund	Superannuation contributions	\$ 431.21
DD6532.5	29/05/2019	LGIA Super	Superannuation contributions	\$ 327.65
DD6532.6	29/05/2019	CBUS	Superannuation contributions	\$ 121.27
Total of Direct Debit Payments for May 2019				\$ 24,695.53

	02/05/2019	Payroll	PPE 01/05/2019	\$ 46,327.79
	16/05/2019	Payroll	PPE 15/05/2019	\$ 44,395.27
	30/05/2019	Payroll	PPE 29/05/2019	\$ 49,554.75
Total of Payroll for May 2019				\$ 140,277.81

EFT	\$ 396,308.54
Cheque	\$ 82,973.93
Direct Debit	\$ 24,695.53
Payroll	\$ 140,277.81
Total Payments for May 2019	\$ 644,255.81

Bankwest Credit Card Purchases April 2019					
EFT11831	09/05/2019	BankWest	Credit Card Charges April 2019	\$	1,651.39
Chris Linnel - CEO					
	Date	Supplier	Description of Purchase	Amount	
	29/03/2019	Morawa Roadhouse	Fuel for CEO hire vehicle	\$	164.56
	1/04/2019	BP Express	Fuel for CEO hire vehicle	\$	121.79
	2/04/2019	BP Wonthella	Fuel for CEO hire vehicle	\$	71.63
	2/04/2019	Terry Truck Rentals	Hire of vehicle while repairs were being done to CEO vehicle	\$	518.91
	5/04/2019	Florist Gump	Congratulation flowers for Staff member having a child	\$	146.00
	30/04/2019	Bankwest	Bank Fees- Facility Fee	\$	99.00
				Card Total	\$ 1,121.89
Jenny Goodbourn - Executive Manager Corporate and Community					
	Date	Supplier	Description of Purchase	Amount	
	1/04/2019	The Geraldton Apartment Hotel	Accommodation for CEO	\$	229.50
	12/04/2019	WALGA	Local Gov Economic Development Seminar	\$	150.00
	24/04/2019	Telstra	Recharge of iPad	\$	150.00
				Card Total	\$ 529.50
Total Credit Card Payments for April 2019				\$	1,651.39

Fuel Purchases April 2019

EFT11846	09/05/2019	Refuel Australia	Fuel (Total Payment \$17,132.77)	\$ 1,145.37
		Honda CRV	Acting Executive Manager Development and Administration	\$ 109.52
		Toyota RAV4 AWD	Executive Manager Corporate and Community	\$ 108.94
		Toyota RAV AWD	Doctor	\$ 580.82
		Toyota Kluger AWD	CEO	\$ 346.09
EFT11907	17/05/2019	Great Southern Fuel Supplies	Fuel Purchases Apr-19	\$ 732.38
		Toyota RAV AWD	Economic Manager	\$ 448.50
		Toyota RAV4 AWD	Executive Manager Corporate and Community	\$ 61.12
		Various Small Plant Items	Various Small Plant Fuel	\$ -
		Nissan Navara RX	Works Manager	\$ -
		Toyota Kluger AWD	CEO	\$ 222.76



SHIRE OF MORAWA

MONTHLY FINANCIAL REPORT (Containing the Statement of Financial Activity) For the Period Ended 31 May 2019

LOCAL GOVERNMENT ACT 1995

LOCAL GOVERNMENT (FINANCIAL MANAGEMENT) REGULATIONS 1996

TABLE OF CONTENTS

Monthly Summary Information	3 - 5
Key Terms and Descriptions - Statutory Reporting Programs	6
Statement of Financial Activity by Program	7
Key Terms and Descriptions - Nature or Type Descriptions	8
Statement of Financial Activity by Nature or Type	9
Note 1 Net Current Assets	10
Note 2 Explanation of Material Variances	12
Note 3 Cash and Investments	13
Note 4 Receivables	14
Note 5 Rating Revenue	15
Note 6 Disposal of Assets	16
Note 7 Capital Acquisitions	17
Note 8 Borrowings	20
Note 9 Reserves	21
Note 10 Grants and Contributions	23
Note 11 Trust Fund	24
Note 12 Budget Amendments	25

THIS PAGE INTENTIONALLY LEFT BLANK

Items of Significance

The material variance adopted by the Shire of Morawa for the 2018/19 year is \$10,000 and 10%. The following selected items have been highlighted due to the amount of the variance to the budget or due to the nature of the revenue/expenditure. A full listing and explanation of all items considered of significant/material variance is disclosed in Note 2.

	% Collected / Completed	Amended Annual Budget	Amended YTD Budget	YTD Actual	Variance Under/(Over)
Significant Projects					
Lots 558 & 559 Yewers Street	18%	30,000	27,500	5,329	22,171
Aged Housing Water Connection	16%	40,000	36,000	6,599	29,401
Refuse Transfer Station - Canna	2%	25,000	25,000	428	24,572
Town Hall Kitchen Upgrade	98%	100,000	100,000	97,711	2,289
Plant & Equipment - Other Health	0%	40,000	40,000	0	40,000
Purchase Plant & Equipment - Other Community Amenities	0%	110,000	110,000	0	110,000
Stephens Road 17/18	100%	2,350	2,145	2,350	(205)
Purchase Plant & Equipment - Road Plant Purchases	0%	370,000	370,000	0	370,000
Canna North East Road	0%	110,000	100,804	0	100,804
Burma Road - R2R	98%	95,064	87,131	93,400	(6,269)
Neates Road 17/18	81%	117,082	117,082	94,660	22,422
Nanekine Road 18/19	41%	425,500	425,500	173,275	252,225
Morawa Yalgoo Road 2018/19	136%	269,000	268,997	365,096	(96,099)
Sewerage Upgrade	2%	90,000	61,000	2,075	58,925
Playground Equipment	0%	15,000	15,000	0	15,000
Mowawa Bush Trail Project	123%	5,000	5,000	6,160	(1,160)
Interpretive Signage Stage 2	8%	15,000	13,500	1,178	12,322
Grants, Subsidies and Contributions					
Operating Grants, Subsidies and Contributions	82%	4,028,802	3,771,262	3,286,972	(484,290)
Non-operating Grants, Subsidies and Contributions	69%	788,082	782,244	542,444	(239,800)
	79%	4,816,884	4,553,506	3,829,416	(724,090)
Rates Levied	97%	1,837,285	1,837,285	1,781,731	(55,554)

% Compares current ytd actuals to annual budget

Financial Position		Prior Year 31 May 2018	Current Year 31 May 2019
Adjusted Net Current Assets	259%	\$ 510,076	\$ 1,319,296
Cash and Equivalent - Unrestricted	-3913%	-\$ 21,419	\$ 838,110
Cash and Equivalent - Restricted	103%	\$ 5,544,058	\$ 5,697,446
Receivables - Rates	108%	\$ 530,280	\$ 572,107
Receivables - Other	39%	\$ 148,807	\$ 58,320
Payables	97%	\$ 49,151	\$ 47,517

% Compares current ytd actuals to prior year actuals at the same time

Note: The Statements and accompanying notes are prepared based on all transactions recorded at the time of preparation and may vary due to transactions being processed for the reporting period after the date of preparation.

PREPARATION TIMING AND REVIEW

Date prepared: All known transactions up to 31 May 2019
Prepared by: Bob Waddell (Local Government Consultant)
Reviewed by: Bob Waddell (Local Government Consultant)

BASIS OF PREPARATION

REPORT PURPOSE

This report is prepared to meet the requirements of Local Government (Financial Management) Regulations 1996, Regulation 34 . Note: The Statements and accompanying notes are prepared based on all transactions recorded at the time of preparation and may vary due to transactions being processed for the reporting period after the date of preparation.

BASIS OF ACCOUNTING

This statement comprises a special purpose financial report which has been prepared in accordance with Australian Accounting Standards (as they apply to local governments and not-for-profit entities), Australian Accounting Interpretations, other authoritative pronouncements of the Australian Accounting Standards Board, the Local Government Act 1995 and accompanying regulations. Material accounting policies which have been adopted in the preparation of this statement are presented below and have been consistently applied unless stated otherwise. Except for cash flow and rate setting information, the report has also been prepared on the accrual basis and is based on historical costs, modified, where applicable, by the measurement at fair value of selected non-current assets, financial assets and liabilities.

THE LOCAL GOVERNMENT REPORTING ENTITY

All Funds through which the Council controls resources to carry on its functions have been included in this statement. In the process of reporting on the local government as a single unit, all transactions and balances between those funds (for example, loans and transfers between Funds) have been eliminated. All monies held in the Trust Fund are excluded from the statement, but a separate statement of those monies appears at Note 12.

SIGNIFICANT ACCOUNTING POLICES

GOODS AND SERVICES TAX

Revenues, expenses and assets are recognised net of the amount of GST, except where the amount of GST incurred is not recoverable from the Australian Taxation Office (ATO). Receivables and payables are stated inclusive of GST receivable or payable. The net amount of GST recoverable from, or payable to, the ATO is included with receivables or payables in the statement of financial position. Cash flows are presented on a gross basis. The GST components of cash flows arising from investing or financing activities which are recoverable from, or payable to, the ATO are presented as operating cash flows.

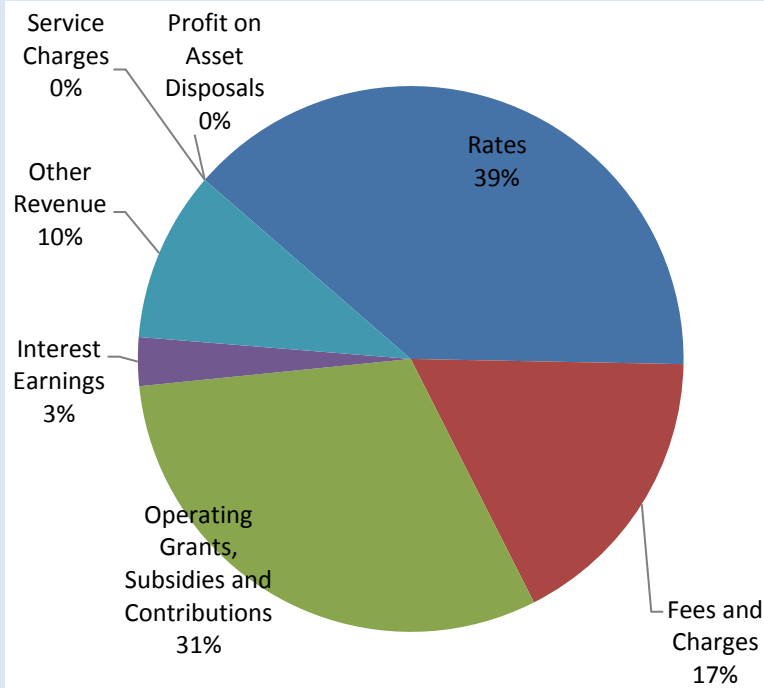
CRITICAL ACCOUNTING ESTIMATES

The preparation of a financial report in conformity with Australian Accounting Standards requires management to make judgements, estimates and assumptions that effect the application of policies and reported amounts of assets and liabilities, income and expenses. The estimates and associated assumptions are based on historical experience and various other factors that are believed to be reasonable under the circumstances; the results of which form the basis of making the judgements about carrying values of assets and liabilities that are not readily apparent from other sources. Actual results may differ from these estimates.

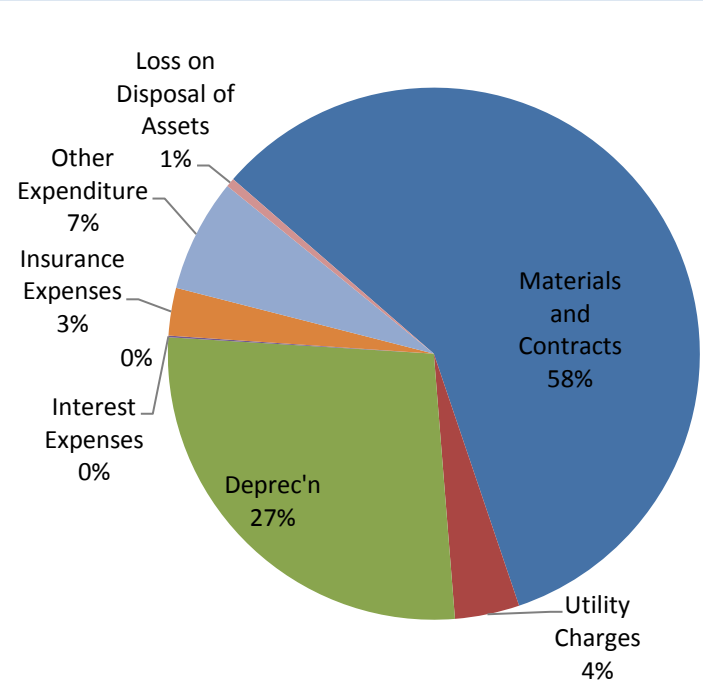
ROUNDING OFF FIGURES

All figures shown in this statement are rounded to the nearest dollar.

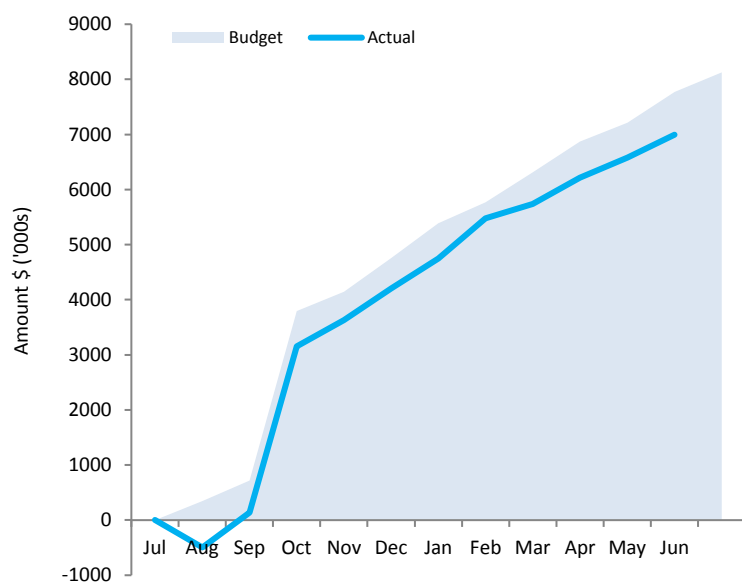
OPERATING REVENUE



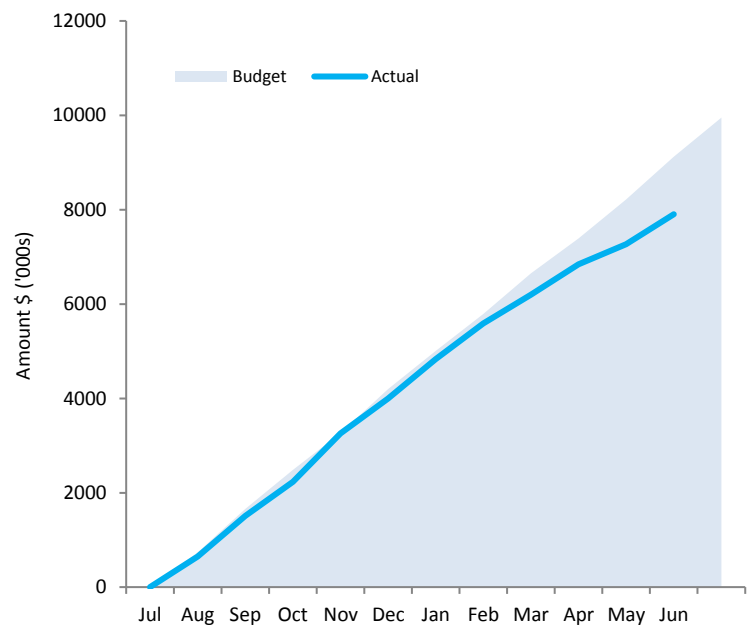
OPERATING EXPENSES



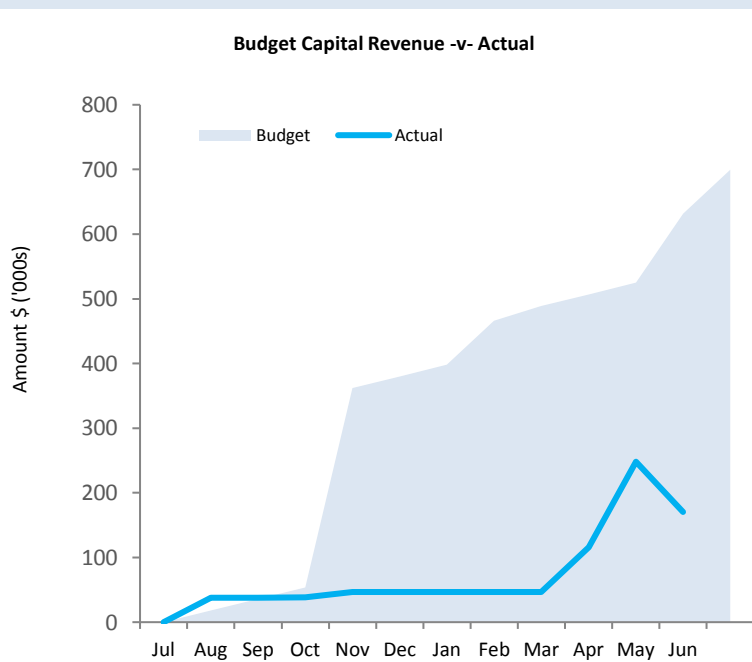
Budget Operating Revenues -v- Actual



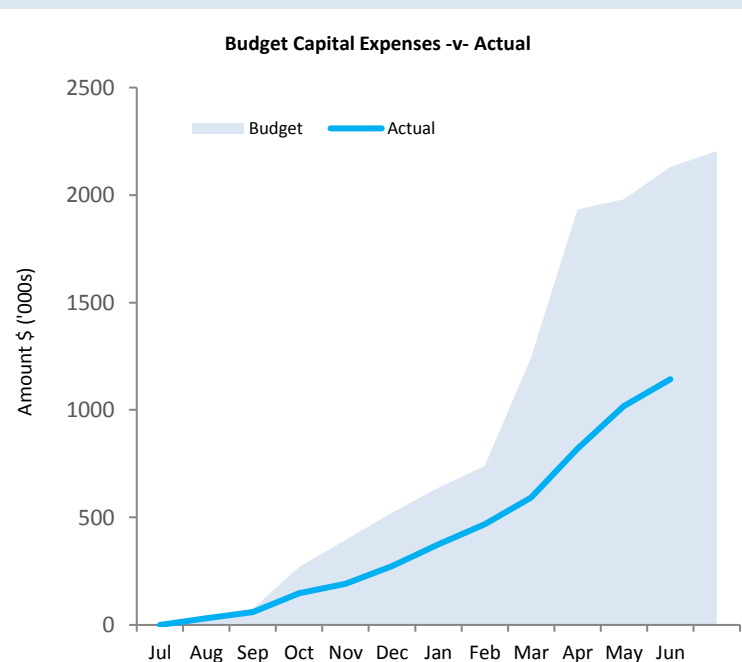
Budget Operating Expenses -v- YTD Actual



CAPITAL REVENUE



CAPITAL EXPENSES



This information is to be read in conjunction with the accompanying Financial Statements and Notes.

**KEY TERMS AND DESCRIPTIONS
FOR THE PERIOD ENDED 31 MAY 2019**

STATUTORY REPORTING PROGRAMS

Shire operations as disclosed in these financial statements encompass the following service orientated activities/programs.

PROGRAM NAME	OBJECTIVE	ACTIVITIES
GOVERNANCE	To manage Council's finances	Includes Members of Council, Civic Functions and Public Relations, Council Elections, Training/Education.
GENERAL PURPOSE FUNDING	To manage Council's finances	Includes Rates, Loans, Investments & Grants.
LAW, ORDER, PUBLIC, SAFETY	To provide, develop & manage services in response to community needs.	Includes Emergency Services & Animal Control.
HEALTH	To provide, develop & manage services in response to community needs.	Includes Environmental Health, Medical & Health facilities.
EDUCATION AND WELFARE	To provide, develop & manage services in response to community needs.	Includes Education, Welfare & Children's Services.
HOUSING	To ensure quality housing and appropriate infrastructure is maintained.	Includes Staff & Other Housing.
COMMUNITY AMENITIES	To provide, develop & manage services in response to community needs.	Includes Refuse Collection, Sewerage, Cemetery, Building Control, Town Planning & Townscape.
RECREATION AND CULTURE	To ensure the recreational & cultural needs of the community are met.	Includes Pools, Halls, Library, Oval, Parks & Gardens & Recreational Facilities.
TRANSPORT	To effectively manage transport infrastructure.	Includes Roads, Footpaths, Private Works, Machine Operating Costs, Outside Wages & Airstrip.
ECONOMIC SERVICES	To foster economic development, tourism & rural services in the district.	Includes Tourism, Rural Services, Economic Development & Caravan Park.
OTHER PROPERTY AND SERVICES	To provide control accounts and reporting facilities for all other operations.	Includes Private Works, Public Works Overheads, Plant Operating Costs, Administration Overheads and Unclassified Items

	Note	Adopted Annual Budget	Amended Annual Budget (d)	Amended YTD Budget (a)	YTD Actual (b)	Var. \$ (b)-(a)	Var. % (b)-(a)/(a)	Var. ▲▼	Significant Var. S
		\$	\$	\$	\$	\$	%		
Opening Funding Surplus(Deficit)	1	880,062	1,413,169	1,413,169	1,413,169	0	0%		
Revenue from operating activities									
Governance		0	0	0	340	340		▲	
General Purpose Funding - Rates	5	2,088,504	1,837,285	1,837,285	1,781,731	(55,554)	(3%)	▼	
General Purpose Funding - Other		737,692	957,111	944,596	930,782	(13,814)	(1%)	▼	
Law, Order and Public Safety		26,560	26,310	26,133	22,557	(3,576)	(14%)	▼	
Health		5,350	3,850	3,551	6,879	3,328	94%	▲	
Education and Welfare		2,400	2,400	2,200	4,425	2,225	101%	▲	
Housing		115,320	115,395	93,839	86,062	(7,777)	(8%)	▼	
Community Amenities		438,516	438,357	431,436	434,416	2,980	1%	▲	
Recreation and Culture		56,981	106,141	104,269	99,280	(4,989)	(5%)	▼	
Transport		3,672,974	3,553,510	3,269,599	2,774,180	(495,419)	(15%)	▼	S
Economic Services		161,045	156,295	142,750	151,162	8,412	6%	▲	
Other Property and Services		149,900	141,200	129,939	160,533	30,594	24%	▲	S
		7,455,242	7,337,854	6,985,597	6,452,349				
Expenditure from operating activities									
Governance		(520,502)	(512,553)	(426,399)	(362,723)	63,676	15%	▲	S
General Purpose Funding		(167,128)	(173,905)	(157,371)	(151,252)	6,119	4%	▲	
Law, Order and Public Safety		(119,407)	(102,169)	(94,258)	(91,900)	2,358	3%	▲	
Health		(233,708)	(241,627)	(222,544)	(185,642)	36,902	17%	▲	S
Education and Welfare		(173,444)	(140,039)	(129,533)	(107,407)	22,126	17%	▲	S
Housing		(251,919)	(272,375)	(253,797)	(237,701)	16,096	6%	▲	
Community Amenities		(680,815)	(642,761)	(592,077)	(490,633)	101,444	17%	▲	S
Recreation and Culture		(1,442,412)	(1,575,538)	(1,460,973)	(1,311,610)	149,363	10%	▲	S
Transport		(4,846,020)	(5,298,832)	(4,861,970)	(4,155,785)	706,185	15%	▲	S
Economic Services		(924,033)	(951,076)	(889,053)	(590,350)	298,702	34%	▲	S
Other Property and Services		(39,940)	(40,072)	(30,194)	(217,567)	(187,373)	(621%)	▼	S
		(9,399,329)	(9,950,947)	(9,118,169)	(7,902,569)				
Operating activities excluded from budget									
Add back Depreciation		1,785,654	1,895,587	1,737,472	1,722,927	(14,545)	(1%)	▼	
Adjust (Profit)/Loss on Asset Disposal	6	(13,328)	20,522	19,507	33,850	14,343	74%	▲	S
Movement in Leave Reserve (Added Back)		0	9,241	3,883	3,011	(872)	(22%)	▼	
Movement in Deferred Pensioner Rates/ESL		0	0	0	0	0			
Movement in Employee Benefit Provisions		0	0	0	0	0			
Rounding Adjustments		0	0	0	0	0			
Loss on Asset Revaluation		0	0	0	0	0			
Adjustment in Fixed Assets		0	0	0	0	0			
Amount attributable to operating activities		(171,761)	(687,743)	(371,710)	309,568				
Investing Activities									
Non-operating Grants, Subsidies and Contributions	10	768,547	788,082	782,244	542,444	(239,800)	(31%)	▼	S
Proceeds from Disposal of Assets	6	100,000	108,750	107,500	8,750	(98,750)	(92%)	▼	S
Land Held for Resale	7	0	0	0	0	0			
Land and Buildings	7	(155,000)	(195,000)	(188,500)	(110,067)	78,433	42%	▲	S
Plant and Equipment	7	(520,000)	(535,000)	(535,000)	0	535,000	100%	▲	S
Furniture and Equipment	7	0	(15,000)	(15,000)	(14,344)	656	4%	▲	
Infrastructure Assets - Roads	7	(1,018,996)	(1,018,996)	(1,001,659)	(728,782)	272,877	27%	▲	S
Infrastructure Assets - Footpaths	7	0	0	0	0	0			
Infrastructure Assets - Parks and Ovals	7	0	0	0	0	0			
Infrastructure Assets - Sewerage	7	(40,000)	(90,000)	(61,000)	(2,075)	58,925	97%	▲	S
Infrastructure Assets - Airfields	7	0	0	0	0	0			
Infrastructure Assets - Dams	7	0	0	0	0	0			
Infrastructure Assets - Playground Equipment	7	(30,000)	(15,000)	(15,000)	0	15,000	100%	▲	S
Infrastructure Assets - Other	7	(20,000)	(20,000)	(18,500)	(7,338)	11,162	60%	▲	S
Amount attributable to investing activities		(915,449)	(992,164)	(944,915)	(311,411)				
Financing Activities									
Proceeds from New Debentures		0	0	0	0	0			
Proceeds from Advances		0	0	0	0	0			
Self-Supporting Loan Principal		0	0	0	0	0			
Transfer from Reserves	9	540,804	590,804	524,019	188,536	(335,483)	(64%)	▼	S
Advances to Community Groups		0	0	0	0	0			
Repayment of Debentures	8	(75,142)	(75,142)	(75,139)	(68,580)	6,559	9%	▲	
Transfer to Reserves	9	(240,107)	(240,107)	(222,014)	(211,985)	10,029	5%	▲	
Amount attributable to financing activities		225,555	275,555	226,866	(92,029)				
Closing Funding Surplus(Deficit)	1	18,408	8,817	323,410	1,319,296				

KEY INFORMATION

▲▼ Indicates a variance between Year to Date (YTD) Budget and YTD Actual data as per the adopted materiality threshold.

Refer to Note 2 for an explanation of the reasons for the variance.

The material variance adopted by Council for the 2018/19 year is \$10,000 and 10%.

This statement is to be read in conjunction with the accompanying Financial Statements and notes.

**KEY TERMS AND DESCRIPTIONS
FOR THE PERIOD ENDED 31 MAY 2019**

NATURE OR TYPE DESCRIPTIONS

REVENUE

RATES

All rates levied under the Local Government Act 1995. Includes general, differential, specific area rates, minimum rates, interim rates, back rates, ex-gratia rates, less discounts offered. Exclude administration fees, interest on instalments, interest on arrears and service charges.

OPERATING GRANTS, SUBSIDIES AND CONTRIBUTIONS

Refer to all amounts received as grants, subsidies and contributions that are not non-operating grants.

NON-OPERATING GRANTS, SUBSIDIES AND CONTRIBUTIONS

Amounts received specifically for the acquisition, construction of new or the upgrading of non-current assets paid to a local government, irrespective of whether these amounts are received as capital grants, subsidies, contributions or donations.

PROFIT ON ASSET DISPOSAL

Profit on the disposal of assets including gains on the disposal of long term investments. Losses are disclosed under the expenditure classifications.

FEES AND CHARGEES

Revenues (other than service charges) from the use of facilities and charges made for local government services, sewerage rates, rentals, hire charges, fee for service, photocopying charges, licences, sale of goods or information, fines, penalties and administration fees. Local governments may wish to disclose more detail such as rubbish collection fees, rental of property, fines and penalties, other fees and charges.

SERVICE CHARGES

Service charges imposed under Division 6 of Part 6 of the Local Government Act 1995. Regulation 54 of the Local Government (Financial Management) Regulations 1996 identifies these as television and radio broadcasting, underground electricity and neighbourhood surveillance services. Exclude rubbish removal charges. Interest and other items of a similar nature received from bank and investment accounts, interest on rate instalments, interest on rate arrears and interest on debtors.

INTEREST EARNINGS

Interest and other items of a similar nature received from bank and investment accounts, interest on rate instalments, interest on rate arrears and interest on debtors.

OTHER REVENUE / INCOME

Other revenue, which can not be classified under the above headings, includes dividends, discounts, rebates etc.

EXPENSES

EMPLOYEE COSTS

All costs associate with the employment of person such as salaries, wages, allowances, benefits such as vehicle and housing, superannuation, employment expenses, removal expenses, relocation expenses, worker's compensation insurance, training costs, conferences, safety expenses, medical examinations, fringe benefit tax, etc.

MATERIALS AND CONTRACTS

All expenditures on materials, supplies and contracts not classified under other headings. These include supply of goods and materials, legal expenses, consultancy, maintenance agreements, communication expenses, advertising expenses, membership, periodicals, publications, hire expenses, rental, leases, postage and freight etc. Local governments may wish to disclose more detail such as contract services, consultancy, information technology, rental or lease expenditures.

UTILITIES (GAS, ELECTRICITY, WATER, ETC.)

Expenditures made to the respective agencies for the provision of power, gas or water. Exclude expenditures incurred for the reinstatement of roadwork on behalf of these agencies.

INSURANCE

All insurance other than worker's compensation and health benefit insurance included as a cost of employment.

LOSS ON ASSET DISPOSAL

Loss on the disposal of fixed assets.

DEPRECIATION ON NON-CURRENT ASSETS

Depreciation expense raised on all classes of assets.

INTEREST EXPENSES

Interest and other costs of finance paid, including costs of finance for loan debentures, overdraft accommodation and refinancing expenses.

OTHER EXPENDITURE

Statutory fees, taxes, provision for bad debts, member's fees or State taxes. Donations and subsidies made to community groups.

STATEMENT OF FINANCIAL ACTIVITY
FOR THE PERIOD ENDED 31 MAY 2019

BY NATURE OR TYPE

	Note	Adopted Annual Budget	Amended Annual Budget	Amended YTD Budget (a)	YTD Actual (b)	Var. \$ (b)-(a)	Var. % (b)-(a)/(a)	Var. ▲▼	Significant Var. S
		\$	\$	\$	\$	\$	%		
Opening Funding Surplus (Deficit)	1	880,062	1,413,169	1,413,169	1,413,169	0	0%		
Revenue from operating activities									
Rates	5	2,088,504	1,837,285	1,837,285	1,781,731	(55,554)	(3%)	▼	
Operating Grants, Subsidies and Contributions	10	4,495,709	4,028,802	3,771,262	3,286,972	(484,290)	(13%)	▼	S
Fees and Charges		588,924	816,032	766,572	789,189	22,617	3%	▲	
Service Charges		0	0	0	0	0			
Interest Earnings		156,500	157,355	145,768	131,639	(14,129)	(10%)	▼	
Other Revenue		94,100	466,875	433,205	462,818	29,613	7%	▲	
Profit on Disposal of Assets	6	31,505	31,505	31,505	0	(31,505)	(100%)	▼	S
		7,455,242	7,337,854	6,985,597	6,452,349				
Expenditure from operating activities									
Employee Costs		(1,930,102)	(1,707,620)	(1,560,427)	(1,580,285)	(19,858)	(1%)	▼	
Materials and Contracts		(4,969,169)	(5,328,011)	(4,890,925)	(3,693,436)	1,197,489	24%	▲	S
Utility Charges		(355,188)	(305,195)	(282,331)	(248,226)	34,105	12%	▲	S
Depreciation on Non-Current Assets		(1,785,654)	(1,895,587)	(1,737,472)	(1,722,927)	14,545	1%	▲	
Interest Expenses		(15,829)	(15,829)	(15,828)	(6,234)	9,594	61%	▲	
Insurance Expenses		(137,353)	(132,973)	(124,140)	(183,175)	(59,035)	(48%)	▼	S
Other Expenditure		(187,857)	(513,704)	(456,034)	(434,435)	21,598	5%	▲	
Loss on Disposal of Assets	6	(18,177)	(52,027)	(51,012)	(33,850)	17,162	34%	▲	S
Loss FV Valuation of Assets		0	0	0	0	0			
		(9,399,329)	(9,950,947)	(9,118,169)	(7,902,569)				
Operating activities excluded from budget									
Add back Depreciation		1,785,654	1,895,587	1,737,472	1,722,927	(14,545)	(1%)	▼	
Adjust (Profit)/Loss on Asset Disposal	6	(13,328)	20,522	19,507	33,850	14,343	74%	▲	S
Movement in Leave Reserve (Added Back)		0	9,241	3,883	3,011	(872)	(22%)	▼	
Movement in Deferred Pensioner Rates/ESL		0	0	0	0	0			
Movement in Employee Benefit Provisions		0	0	0	0	0			
Rounding Adjustments		0	0	0	0	0			
Loss on Asset Revaluation		0	0	0	0	0			
Adjustment in Fixed Assets		0	0	0	0	0			
Amount attributable to operating activities		(171,761)	(687,743)	(371,710)	309,568				
Investing activities									
Non-Operating Grants, Subsidies and Contributions	10	768,547	788,082	782,244	542,444	(239,800)	(31%)	▼	S
Proceeds from Disposal of Assets	6	100,000	108,750	107,500	8,750	(98,750)	(92%)	▼	S
Land Held for Resale	7	0	0	0	0	0			
Land and Buildings	7	(155,000)	(195,000)	(188,500)	(110,067)	78,433	42%	▲	S
Plant and Equipment	7	(520,000)	(535,000)	(535,000)	0	535,000	100%	▲	S
Furniture and Equipment	7	0	(15,000)	(15,000)	(14,344)	656	4%	▲	
Infrastructure Assets - Roads	7	(1,018,996)	(1,018,996)	(1,001,659)	(728,782)	272,877	27%	▲	S
Infrastructure Assets - Footpaths	7	0	0	0	0	0			
Infrastructure Assets - Parks and Ovals	7	0	0	0	0	0			
Infrastructure Assets - Sewerage	7	(40,000)	(90,000)	(61,000)	(2,075)	58,925	97%	▲	S
Infrastructure Assets - Airfields	7	0	0	0	0	0			
Infrastructure Assets - Dams	7	0	0	0	0	0			
Infrastructure Assets - Playground Equipment	7	(30,000)	(15,000)	(15,000)	0	15,000	100%	▲	S
Infrastructure Assets - Other	7	(20,000)	(20,000)	(18,500)	(7,338)	11,162	60%	▲	S
Amount attributable to investing activities		(915,449)	(992,164)	(944,915)	(311,411)				
Financing Activities									
Proceeds from New Debentures		0	0	0	0	0			
Proceeds from Advances		0	0	0	0	0			
Self-Supporting Loan Principal		0	0	0	0	0			
Transfer from Reserves	9	540,804	590,804	524,019	188,536	(335,483)	(64%)	▼	S
Advances to Community Groups		0	0	0	0	0			
Repayment of Debentures	8	(75,142)	(75,142)	(75,139)	(68,580)	6,559	9%	▲	
Transfer to Reserves	9	(240,107)	(240,107)	(222,014)	(211,985)	10,029	5%	▲	
Amount attributable to financing activities		225,555	275,555	226,866	(92,029)				
Closing Funding Surplus (Deficit)	1	18,408	8,817	323,410	1,319,296				

▲▼ Indicates a variance between Year to Date (YTD) Budget and YTD Actual data as per the adopted materiality threshold.

Refer to Note 2 for an explanation of the reasons for the variance.

The material variance adopted by Council for the 2018/19 year is \$10,000 and 10%.

This statement is to be read in conjunction with the accompanying Financial Statements and notes.

SIGNIFICANT ACCOUNTING POLICIES

CURRENT AND NON-CURRENT CLASSIFICATION

In the determination of whether an asset or liability is current or non-current, consideration is given to the time when each asset or liability is expected to be settled. The asset or liability is classified as current if it is expected to be settled within the next 12 months, being the Council's operational cycle. In the case of liabilities where Council does not have the unconditional right to defer settlement beyond 12 months, such as vested long service leave, the liability is classified as current even if not expected to be settled within the next 12 months. Inventories held for trading are classified as current even if not expected to be realised in the next 12 months except for land held for resale where it is held as non current based on Council's intentions to release for sale.

EMPLOYEE BENEFITS

The provisions for employee benefits relates to amounts expected to be paid for long service leave, annual leave, wages and salaries and are calculated as follows:

(i) Wages, Salaries, Annual Leave and Long Service Leave
(Short-term Benefits)

The provision for employees' benefits to wages, salaries, annual leave and long service leave expected to be settled within 12 months represents the amount the City has a present obligation to pay resulting from employees services provided to balance date. The provision has been calculated at nominal amounts based on remuneration rates the City expects to pay and includes related on-costs.

(ii) *Annual Leave and Long Service Leave (Long-term Benefits)*

The liability for long service leave is recognised in the provision for employee benefits and measured as the present value of expected future payments to be made in respect of services provided by employees up to the reporting date using the project unit credit method. Consideration is given to expected future wage and salary levels, experience of employee departures and periods of service. Expected future payments are discounted using market yields at the reporting date on national government bonds with terms to maturity and currency that match as closely as possible, the estimated future cash outflows. Where the City does not have the unconditional right to defer settlement beyond 12 months, the liability is recognised as a current liability.

PROVISIONS

Provisions are recognised when: The council has a present legal or constructive obligation as a result of past events; it is more likely than not that an outflow of resources will be required to settle the obligation; and the amount has been reliably estimated. Provisions are not recognised for future operating losses. Where there are a number of similar obligations, the likelihood that an outflow will be required in settlement is determined by considering the class of obligations as a whole. A provision is recognised even if the likelihood of an outflow with respect to any one of item included in the same class of obligations may be small.

INVENTORIES

Inventories are measured at the lower of cost and net realisable value. Net realisable value is the estimated selling price in the ordinary course of business less the estimated costs of completion and the estimated costs necessary to make the sale.

ADJUSTED NET CURRENT ASSETS

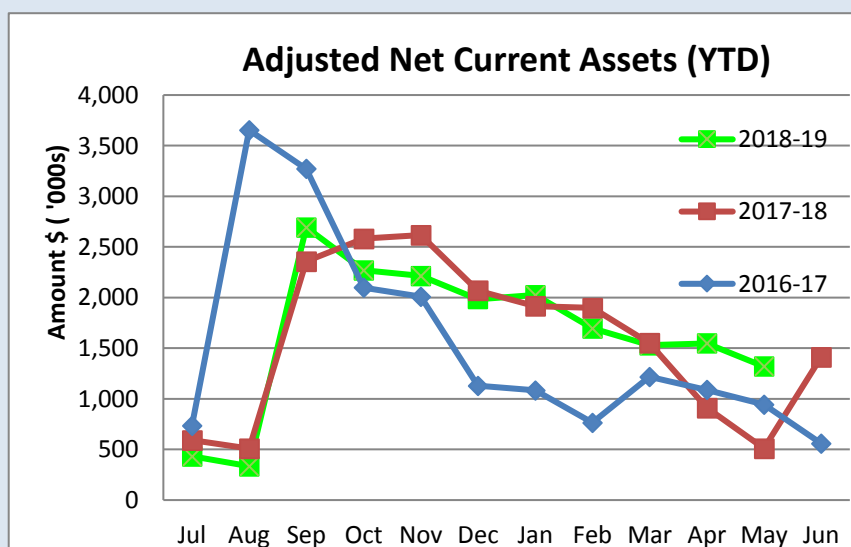
Adjusted Net Current Assets	Note	Last Years Closing 30/06/2018	This Time Last Year 31/05/2018	Year to Date Actual 31/05/2019
		\$	\$	\$
Current Assets				
Cash Unrestricted	3	656,893	(21,419)	838,110
Cash Restricted - Reserves	3	5,673,997	5,544,058	5,697,446
Receivables - Rates	4	558,537	530,280	572,107
Receivables - Other	4	721,689	148,807	58,320
Inventories		14,846	1,119	14,846
		7,625,961	6,202,846	7,180,827
Less: Current Liabilities				
Payables		(420,365)	(49,151)	(47,517)
Loan Liability		(75,142)	(6,312)	(6,562)
Provisions		(328,849)	(384,662)	(328,849)
		(824,356)	(440,125)	(382,928)
Less: Cash Reserves	9	(5,673,997)	(5,544,058)	(5,697,446)
Add Back: Component of Leave Liability not Required to be funded		209,270	283,890	212,282
Add Back: Current Loan Liability		75,142	6,312	6,562
Adjustment for Trust Transactions Within Muni		1,148	1,212	0
Net Current Funding Position		1,413,169	510,076	1,319,296

SIGNIFICANT ACCOUNTING POLICIES

Please see Note 1(a) for information on significant accounting policies relating to Net Current Assets.

KEY INFORMATION

The amount of the adjusted net current assets at the end of the period represents the actual surplus (or deficit if the figure is a negative) as presented on the Rate Setting Statement.



This Year YTD
Surplus(Deficit)
\$1.32 M
Last Year YTD
Surplus(Deficit)
\$.51 M

The material variance thresholds are adopted annually by Council as an indicator of whether the actual expenditure or revenue varies from the year to date budget materially.

The material variance adopted by Council for the 2018/19 year is \$10,000 and 10%.

Reporting Program	Var. \$	Var. %	Var. ▲▼	Significant Var. S	Timing/ Permanent	Explanation of Variance
Revenue from operating activities	\$	%				
Housing	(7,777)	(8%)	▼		Timing	Pensioner rentals a little under budgeted
Other Property and Services	30,594	24%	▲	S	Permanent	LGIS Memembr Dividend \$18k income not budgeted for
Expenditure from operating activities						
Governance	63,676	15%	▲	S	Timing	Planning Expenditure under budget
Law, Order and Public Safety	2,358	3%	▲		Timing	Timing of ranger services
Health	36,902	17%	▲	S	Timing	Timing of EHO visits
Education and Welfare	22,126	17%	▲	S	Timing	CDO/Youth Development Officer did not start until December - Position budgeted for whole of year
Community Amenities	101,444	17%	▲	S	Timing	Tip maintenance under budget, timing of sewerage upgrade/repairs
Recreation and Culture	149,363	10%	▲	S	Timing	Timing of maintenance jobs - flooring etc
Transport	706,185	15%	▲	S	Timing	DOT licencing done by shire not in budget. Offset by matching income - in schedule 12.
Economic Services	298,702	34%	▲	S	Timing	Timing of expenditure
Other Property and Services	(187,373)	(621%)	▼	S	Timing	Plant Operating Cost recoveries need to be reviewed to ensure correct recovery
Investing Activities						
Non-operating Grants, Subsidies and Contributions	(239,800)	(31%)	▼	S	Timing	Actual income coming in later than budgeted expectation for RTR, RRG and MRWA funding.
Land and Buildings	78,433	42%	▲	S	Timing	Timing of recognition of capital expenditure.
Plant and Equipment	535,000	100%	▲	S	Timing	Expenditure on plant happening later than budgeted
Infrastructure Assets - Roads	272,877	27%	▲	S	Timing	Timing of capital works
Infrastructure Assets - Sewerage	58,925	97%	▲	S	Timing	Timing of expenditure
Financing Activities						
Transfer from Reserves	(335,483)	(64%)	▼	S	Timing	Transfers from reserves not required yet
Transfer to Reserves	10,029	5%	▲		Timing	Transfers not completed yet
Reporting Nature or Type	Var. \$	Var. %	Var. ▲▼	Var. S	Timing/ Permanent	Explanation of Variance
Revenue from operating activities	\$	%				
Profit on Disposal of Assets	(31,505)	(100%)	▼	S	Permanent	Loss on sale of roller
Expenditure from operating activities						
Materials and Contracts	1,197,489	24%	▲	S	Timing	Expenditure YTD less than budgeted
Utility Charges	34,105	12%	▲	S	Timing	Utility charges coming in behind budget phasing of expenditure.
Insurance Expenses	(59,035)	(48%)	▼	S	Timing	Workers compensation put as employee expense rather than insurance in budget. Will amend to correct code in budget
Other Expenditure	21,598	5%	▲		Permanent	Offset by expenditure - vehicle licencing
Loss on Disposal of Assets	17,162	34%	▲	S	Permanent	Loss on sale of roller

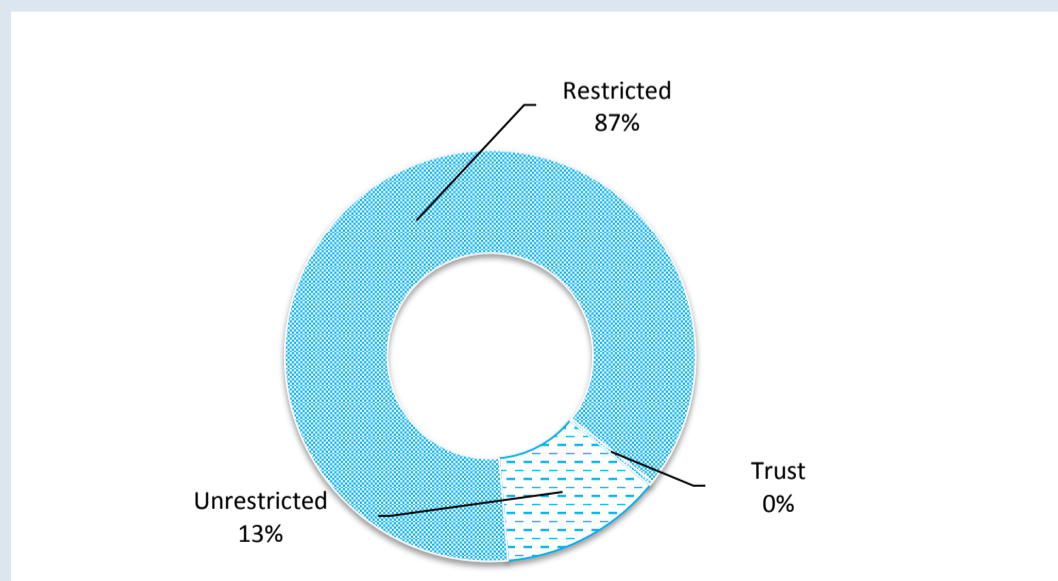
	Unrestricted	Restricted	Trust	Total Amount	Institution	Interest Rate	Maturity Date
	\$	\$	\$	\$			
Cash on Hand							
Cash On Hand	650			650	N/A	Nil	On Hand
At Call Deposits							
Municipal Cash at Bank	837,460			837,460	CBA	1.50%	At Call
CAB - Aged Care Units Reserv Units 6-9		9,366		9,366	CBA	1.50%	At Call
CAB - Refuse Transfer Station Reserve		0		0	CBA	1.50%	At Call
CAB - Morawa Future Funds Interest Reserve		252,796		252,796	CBA	1.50%	At Call
CAB - Leave Reserve Account		212,282		212,282	CBA	1.50%	At Call
CAB - Swimming Pool Reserve		20,288		20,288	CBA	1.50%	At Call
CAB - Plant Reserve		1,030,218		1,030,218	CBA	1.50%	At Call
CAB - Building Reserve		122,831		122,831	CBA	1.50%	At Call
CAB - Economic Development Reserve		112,116		112,116	CBA	1.50%	At Call
CAB - Sewerage Reserve		221,862		221,862	CBA	1.50%	At Call
CAB - Unspent Grants, Loans & Contributions Reserve		0		0	CBA	1.50%	At Call
CAB - Community Development Reserve		732,322		732,322	CBA	1.50%	At Call
CAB - Future Funds Reserve		459,417		459,417	CBA	1.50%	At Call
CAB - Business Units Reserve		104,355		104,355	CBA	1.50%	At Call
CAB - Legal Reserve		25,767		25,767	CBA	1.50%	At Call
CAB - Road Reserve		145,288		145,288	CBA	1.50%	At Call
CAB - Aged Care ex MCC Unit 1-4		69,710		69,710	CBA	1.50%	At Call
CAB - Aged Care Unit 5		55,960		55,960	CBA	1.50%	At Call
Trust Cash at Bank			20,951	20,951	CBA	0.00%	At Call
Term Deposits							
Municipal Investment Account/s	0			0	CBA		
TD: 024-014266-2 (Futre Funds 1)		808,712		808,712	CBA	2.65%	14/06/2019
TD: 024-014267-0 (Futre Funds 2)		808,712		808,712	CBA	2.65%	14/06/2019
TD: 024-014268-8 (Community Development Fund)		505,445		505,445	CBA	2.65%	14/06/2019
Total	838,110	5,697,446	20,951	6,556,507			

SIGNIFICANT ACCOUNTING POLICIES

Cash and cash equivalents include cash on hand, cash at bank, deposits available on demand with banks and other short term highly liquid investments that are readily convertible to known amounts of cash and which are subject to an insignificant risk of changes in value and bank overdrafts. Bank overdrafts are reported as short term borrowings in current liabilities in the statement of financial position.

KEY INFORMATION

Cash and cash equivalents include cash on hand, cash at bank, deposits available on demand with banks and other short term highly liquid investments that are readily convertible to known amounts of cash and which are subject to an insignificant risk of changes in value and bank overdrafts. Bank overdrafts are reported as short term borrowings in current liabilities in the statement of financial position.



Total Cash	Unrestricted
\$6.56 M	\$5.7 M

NOTES TO THE STATEMENT OF FINANCIAL ACTIVITY
FOR THE PERIOD ENDED 31 MAY 2019

OPERATING ACTIVITIES
NOTE 4
RECEIVABLES

Receivables - Rates & Rubbish	30 June 2018	31 May 19
	\$	\$
Opening Arrears Previous Years	503,965	581,497
Levied this year	2,239,559	2,288,726
Less Collections to date	(2,162,027)	(2,282,246)
Equals Current Outstanding	581,497	587,977
Net Rates Collectable	581,497	587,977
% Collected	78.80%	79.51%

Receivables - General	Current	30 Days	60 Days	90+ Days	Total
	\$	\$	\$	\$	\$
Receivables - General	2,468	22,814	0	6,351	31,633
Percentage	8%	72%	0%	20%	
Balance per Trial Balance					
Sundry Debtors					31,633
Receivables - Other					33,776
Total Receivables General Outstanding					65,409

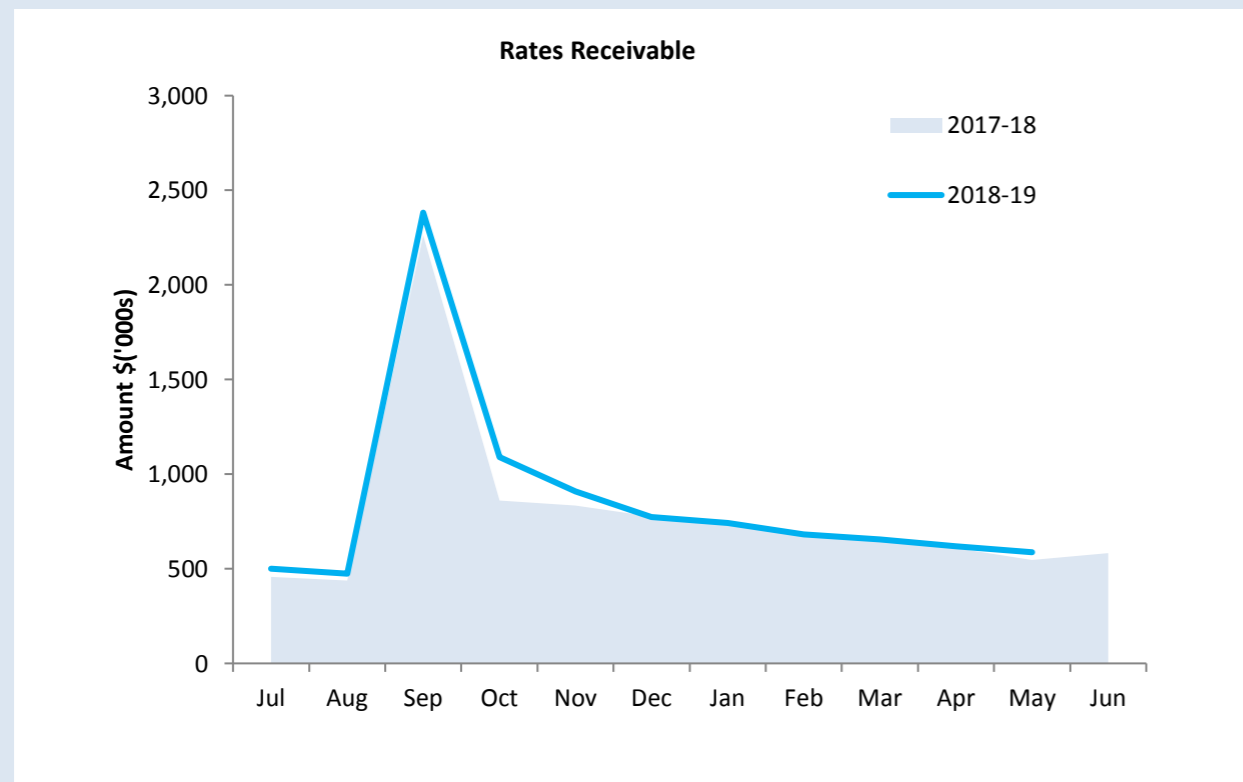
Amounts shown above include GST (where applicable)

KEY INFORMATION

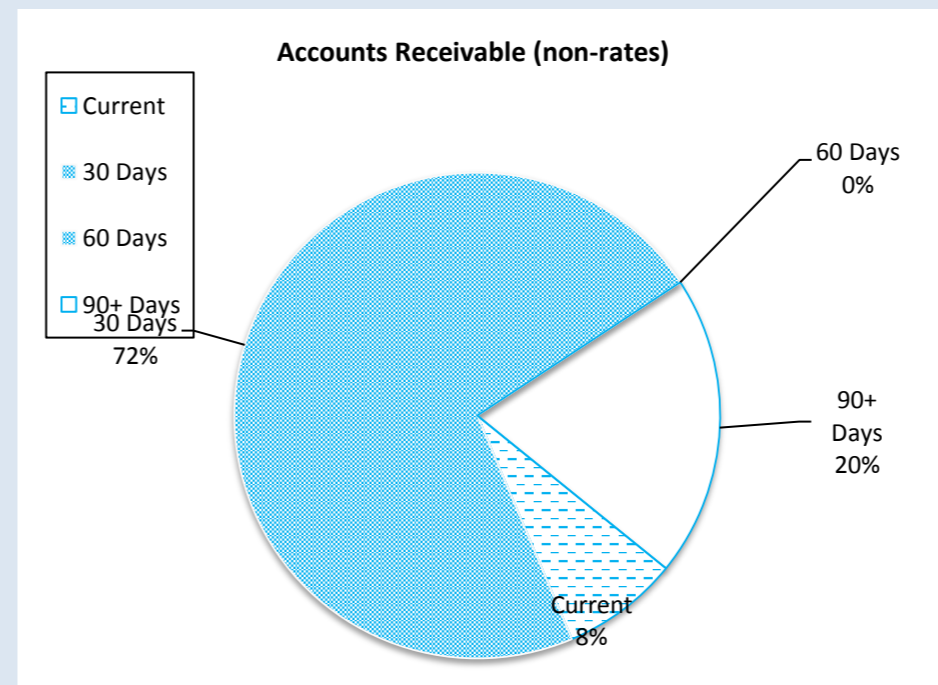
Trade and other receivables include amounts due from ratepayers for unpaid rates and service charges and other amounts due from third parties for goods sold and services performed in the ordinary course of business.

SIGNIFICANT ACCOUNTING POLICIES

Trade and other receivables include amounts due from ratepayers for unpaid rates and service charges and other amounts due from third parties for goods sold and services performed in the ordinary course of business. Receivables expected to be collected within 12 months of the end of the reporting period are classified as current assets. All other receivables are classified as non-current assets. Collectability of trade and other receivables is reviewed on an ongoing basis. Debts that are known to be uncollectible are written off when identified. An allowance for doubtful debts is raised when there is objective evidence that they will not be collectible.



Collected	Rates Due
80%	\$587,977



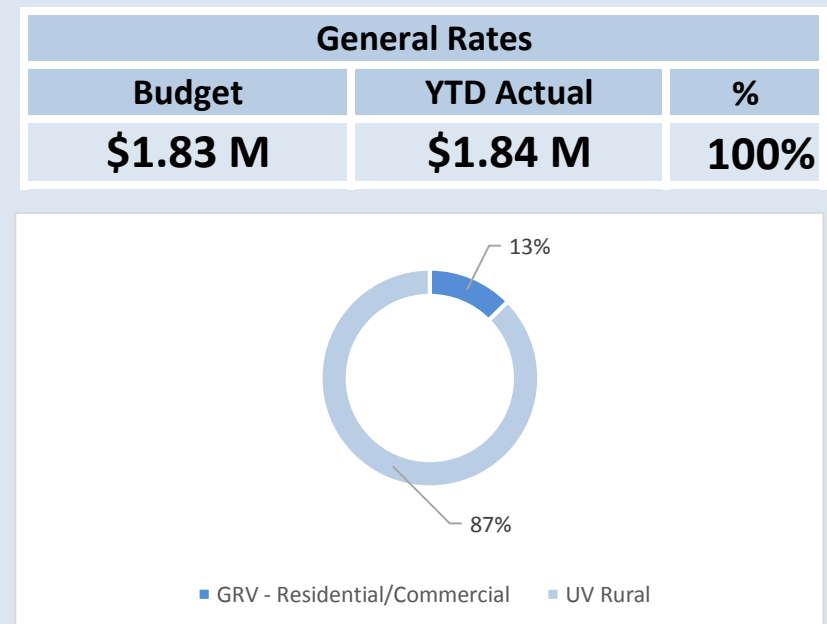
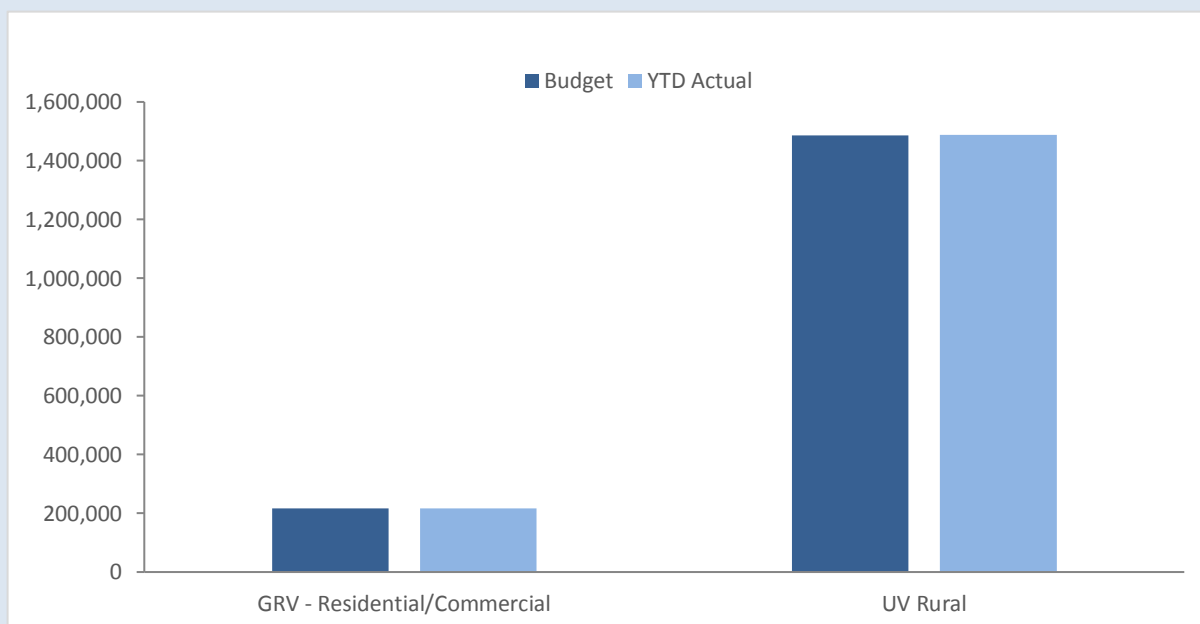
Debtors Due
\$65,409
Over 30 Days
92%
Over 90 Days
20%

RATE TYPE	Amended Budget						YTD Actual				
	Rate in	Number of Properties	Rateable Value	Rate Revenue	Interim Rate	Back Rate	Rate Revenue	Interim Rates	Back Rates	Total Revenue	
General Rate	\$			\$	\$	\$	\$	\$	\$	\$	
GRV - Residential/Commercial	7.7145	269	2,806,656	216,520	0	0	216,520	216,519	(689)	0	215,830
UV Rural	2.3481	205	63,308,500	1,486,885	0	0	1,486,885	1,486,547	372	338	1,487,257
UV Mining	29.5185	17	486,440	143,600	0	0	143,600	143,590	1,843	0	145,433
Sub-Totals		491	66,601,596	1,847,005	0	0	1,847,005	1,846,656	1,527	338	1,848,520
Minimum Payment	Minimum										
	\$										
GRV - Residential/Commercial	296.00	42	26,453	12,432	0	0	12,432	12,432	0	0	12,432
UV Rural	296.00	7	60,100	2,072	0	0	2,072	2,072	0	0	2,072
UV Mining	668.00	7	5,428	4,676	0	0	4,676	4,676	0	0	4,676
Sub-Totals		56	91,981	19,180	0	0	19,180	19,180	0	0	19,180
		547	66,693,577	1,866,185	0	0	1,866,185	1,865,836	1,527	338	1,867,700
Discounts							(31,900)				(32,029)
Amount from General Rates							1,834,285				1,835,671
Ex-Gratia Rates							6,000				6,027
Movement in Excess Rates							0				(59,958)
Rates Written Off							(3,000)				(8)
Specified Area Rates							0				0
Totals							1,837,285				1,781,731

SIGNIFICANT ACCOUNTING POLICIES

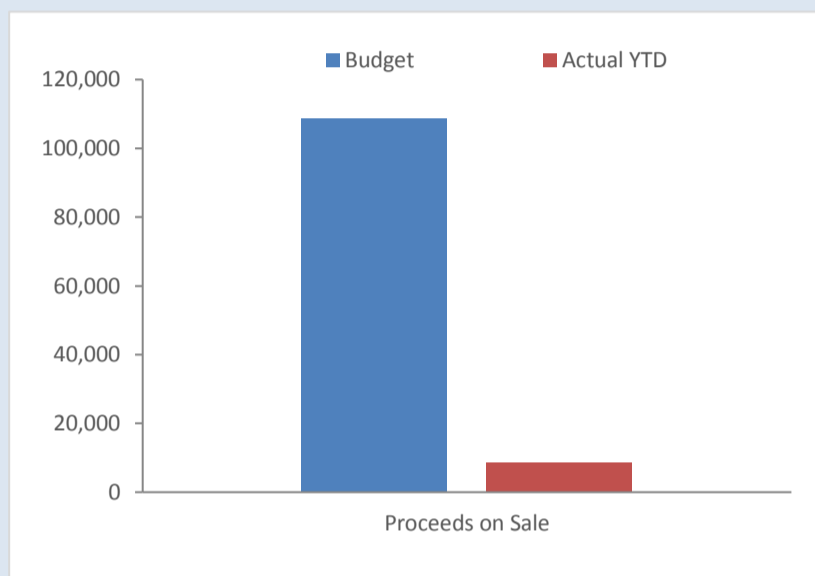
Rates, grants, donations and other contributions are recognised as revenues when the local government obtains control over the assets comprising the contributions. Control over assets acquired from rates is obtained at the commencement of the rating period or, where earlier, upon receipt of the rates.

KEY INFORMATION



Asset Number	Asset Description	Amended Budget				YTD Actual			
		Net Book Value	Proceeds	Profit	(Loss)	Net Book Value	Proceeds	Profit	(Loss)
		\$	\$	\$	\$	\$	\$	\$	\$
Plant and Equipment									
563	Toyota RAV 4 4WD 5DR Wagon (Doct	27,058	15,000	0	(12,058)	0	0	0	0
470	P&E - 1996 Toyota Coaster Communit	2,929	5,000	2,071	0	0	0	0	0
457	P&E - Nissan 2012 Patrol (Mechanics)	16,119	10,000	0	(6,119)	0	0	0	0
55	P&E - P156 Cat 938G Loader	40,566	70,000	29,434	0	0	0	0	0
332	P&E - AMMANN VIBRATORY SINGLE C	42,600	8,750	0	(33,850)	42,600	8,750	0	(33,850)
		129,272	108,750	31,505	(52,027)	42,600	8,750	0	(33,850)

KEY INFORMATION



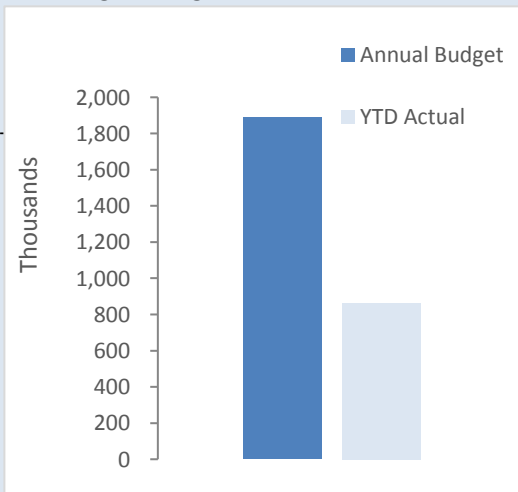
Proceeds on Sale		
Budget	YTD Actual	%
\$108,750	\$8,750	8%

Capital Acquisitions	Adopted		Amended		YTD Budget Variance
	Annual Budget	YTD Budget	Annual Budget	YTD Actual Total	
	\$	\$	\$	\$	\$
Land Held for Resale	0	0	0	0	0
Land and Buildings	155,000	188,500	195,000	110,067	(78,433)
Plant and Equipment	520,000	535,000	535,000	0	(535,000)
Furniture and Equipment	0	15,000	15,000	14,344	(656)
Infrastructure Assets - Roads	1,018,996	1,001,659	1,018,996	728,782	(272,877)
Infrastructure Assets - Footpaths	0	0	0	0	0
Infrastructure Assets - Parks and Ovals	0	0	0	0	0
Infrastructure Assets - Sewerage	40,000	61,000	90,000	2,075	(58,925)
Infrastructure Assets - Airfields	0	0	0	0	0
Infrastructure Assets - Dams	0	0	0	0	0
Infrastructure Assets - Playground Equipment	30,000	15,000	15,000	0	(15,000)
Infrastructure Assets - Other	20,000	18,500	20,000	7,338	(11,162)
Capital Expenditure Totals	1,783,996	1,834,659	1,888,996	862,605	(972,054)
Capital acquisitions funded by:					
	\$	\$	\$	\$	\$
Capital Grants and Contributions	768,547	782,244	788,082	542,444	(239,800)
Borrowings	0	0	0	0	0
Other (Disposals & C/Fwd)	100,000	107,500	108,750	8,750	(98,750)
Council contribution - Cash Backed Reserves					
Various Reserves		524,019	553,497	64,536	(459,483)
Council contribution - operations		420,896	438,667	246,875	(174,021)
Capital Funding Total		1,834,659	1,888,996	862,605	(972,054)

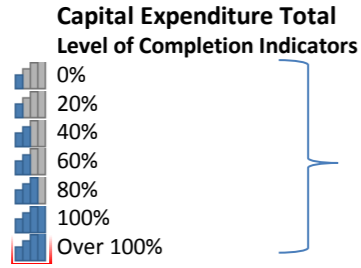
SIGNIFICANT ACCOUNTING POLICIES

All assets are initially recognised at cost. Cost is determined as the fair value of the assets given as consideration plus costs incidental to the acquisition. For assets acquired at no cost or for nominal consideration, cost is determined as fair value at the date of acquisition. The cost of non-current assets constructed by the local government includes the cost of all materials used in the construction, direct labour on the project and an appropriate proportion of variable and fixed overhead. Certain asset classes may be revalued on a regular basis such that the carrying values are not materially different from fair value. Assets carried at fair value are to be revalued with sufficient regularity to ensure the carrying amount does not differ materially from that determined using fair value at reporting date.

KEY INFORMATION



Acquisitions	Annual Budget	YTD Actual	% Spent
	\$1.89 M	\$.86 M	46%
Capital Grant	Annual Budget	YTD Actual	% Received
	\$.79 M	\$.54 M	69%



Percentage YTD Actual to Annual Budget
Expenditure over budget highlighted in red.

% of Completion	Level of completion indicator, please see table at the top of this note for further detail.	Account Number	Balance Sheet Category	Job Number	Adopted	Amended		Total YTD	Variance (Under)/Over	
					Annual Budget	Annual Budget	YTD Budget			
Assets										
Land										
Housing										
0.18		Lots 558 & 559 Yewers Street	09358	520	B09345	(30,000)	(30,000)	(27,500)	(5,329)	22,171
						(30,000)	(30,000)	(27,500)	(5,329)	22,171
Total - Housing										
0.18		Total - Land				(30,000)	(30,000)	(27,500)	(5,329)	22,171
Buildings										
Housing										
0.16		Aged Housing Water Connection	09351	521	B09351	(40,000)	(40,000)	(36,000)	(6,599)	29,401
						(40,000)	(40,000)	(36,000)	(6,599)	29,401
Total - Housing										
Community Amenities										
0.02		Refuse Transfer Station - Canna	10154	521	B10154	(15,000)	(25,000)	(25,000)	(428)	24,572
						(15,000)	(25,000)	(25,000)	(428)	24,572
Total - Community Amenities										
Recreation And Culture										
0.98		Town Hall Kitchen Upgrade	11150	521	B11150	(70,000)	(100,000)	(100,000)	(97,711)	2,289
						(70,000)	(100,000)	(100,000)	(97,711)	2,289
Total - Recreation And Culture										
0.63		Total - Buildings				(125,000)	(165,000)	(161,000)	(104,738)	56,262
Plant & Equipment										
Health										
0.00		Plant & Equipment - Other Health	07751	525		(40,000)	(40,000)	(40,000)	0	40,000
						(40,000)	(40,000)	(40,000)	0	40,000
Total - Health										
Community Amenities										
0.00		Purchase Plant & Equipment - Sanitation - Household Refuse	10150	525		0	(15,000)	(15,000)	0	15,000
0.00		Purchase Plant & Equipment - Other Community Amenities	10751	525		(110,000)	(110,000)	(110,000)	0	110,000
						(110,000)	(125,000)	(125,000)	0	125,000
Total - Community Amenities										
Transport										
0.00		Purchase Plant & Equipment - Road Plant Purchases	12350	525		(370,000)	(370,000)	(370,000)	0	370,000
						(370,000)	(370,000)	(370,000)	0	370,000
Total - Transport										
Other Property & Services										
0.00		Total - Plant & Equipment				(520,000)	(535,000)	(535,000)	0	535,000
Furniture & Equipment										
Recreation & Culture										
0.96		Purchase Furniture & Equipment - Swimming Areas and Beaches	11251	523		0	(15,000)	(15,000)	(14,344)	656
						0	(15,000)	(15,000)	(14,344)	656
Total - Recreation & Culture										
0.96		Total - Furniture & Equipment				0	(15,000)	(15,000)	(14,344)	656
Roads										
Transport										
0.00		Canna North East Road	12150	541	R2R007	(110,000)	(110,000)	(100,804)	0	100,804
1.00		Stephens Road 17/18	12150	541	R2R016	(2,350)	(2,350)	(2,145)	(2,350)	(205)
0.98		Burma Road - R2R	12150	541	R2R079	(95,064)	(95,064)	(87,131)	(93,400)	(6,269)
0.81		Neates Road 17/18	12150	541	R2R160	(117,082)	(117,082)	(117,082)	(94,660)	22,422
0.41		Nanekine Road 18/19	12150	541	RRG020	(425,500)	(425,500)	(425,500)	(173,275)	252,225
1.36		Morawa Yalgoo Road 2018/19	12150	541	RRG021	(269,000)	(269,000)	(268,997)	(365,096)	(96,099)
						(1,018,996)	(1,018,996)	(1,001,659)	(728,782)	272,877
0.72		Total - Roads				(1,018,996)	(1,018,996)	(1,001,659)	(728,782)	272,877
Sewerage										
Community Amenities										
0.02		Sewerage Upgrade	10325	555		(40,000)	(90,000)	(61,000)	(2,075)	58,925
						(40,000)	(90,000)	(61,000)	(2,075)	58,925
Total - Community Amenities										
0.02		Total - Sewerage				(40,000)	(90,000)	(61,000)	(2,075)	58,925
Playground Equipment										
Recreation & Culture										
0.00		Playground Equipment	11362	553	B11358	(30,000)	(15,000)	(15,000)	0	15,000
						(30,000)	(15,000)	(15,000)	0	15,000
Total - Recreation & Culture										
0.00		Total - Playground Equipment				(30,000)	(15,000)	(15,000)	0	15,000
Infrastructure - Other										
Economic Services										
1.23		Mowawa Bush Trail Project	13255	551	I13257	(5,000)	(5,000)	(5,000)	(6,160)	(1,160)
0.08		Interpretive Signage Stage 2	13255	551	I13261	(15,000)	(15,000)	(13,500)	(1,178)	12,322
						(20,000)	(20,000)	(18,500)	(7,338)	11,162
Total - Economic Services										
0.37		Total - Infrastructure - Other				(20,000)	(20,000)	(18,500)	(7,338)	11,162
0.46		Grand Total				(1,783,996)	(1,888,996)	(1,834,659)	(862,605)	972,054

Information on Borrowings	01 Jul 2018	New Loans		Principal Repayments		Principal Outstanding		Interest & Guarantee Fee Repayments	
		Actual	Amended Budget	Actual	Amended Budget	Actual	Amended Budget	Actual	Amended Budget
Particulars/Purpose		\$	\$	\$	\$	\$	\$	\$	\$
Housing									
Loan 133 - GEHA House	36,465	0	0	36,465	36,465	(0)	(0)	1,355	1,801
Loan 134 - 2 Broad Street	25,680	0	0	25,680	25,680	0	0	242	1,592
Loan 136 - 24 Harley Street - Staff Housing	319,637	0	0	6,435	12,997	313,202	306,640	4,636	12,436
	381,782	0	0	68,580	75,142	313,202	306,640	6,234	15,829

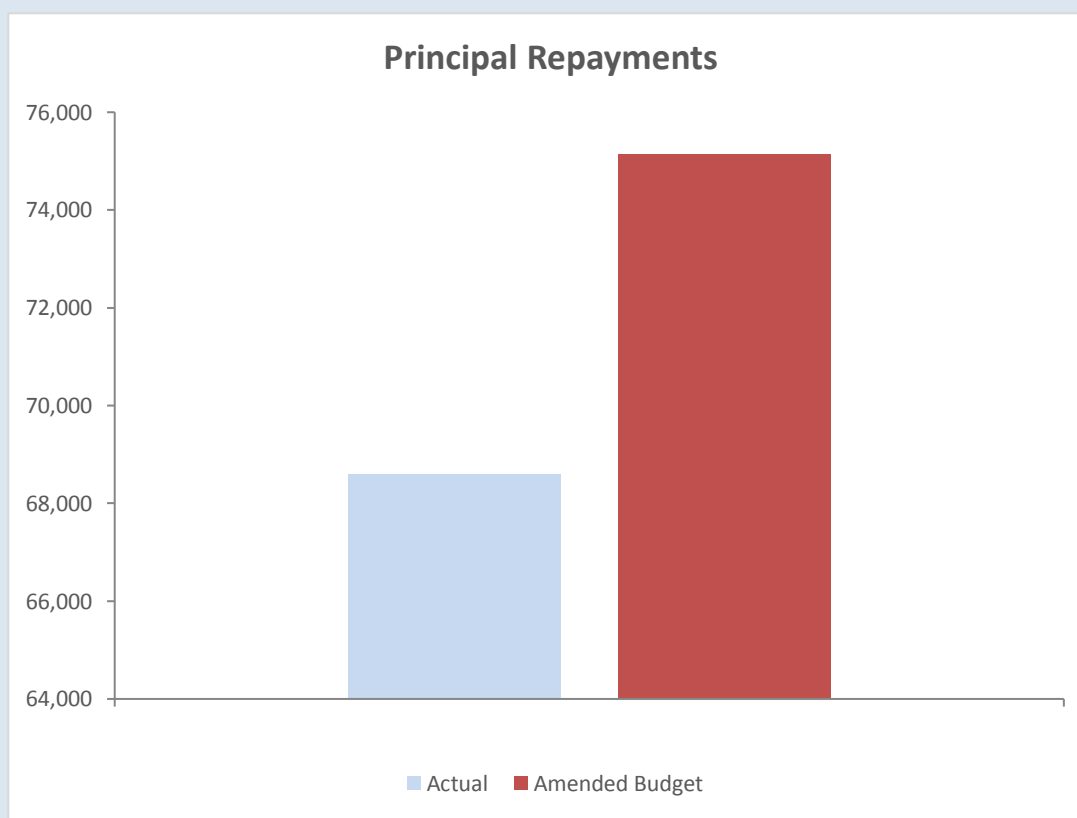
All debenture repayments were financed by general purpose revenue.

SIGNIFICANT ACCOUNTING POLICIES

All loans and borrowings are initially recognised at the fair value of the consideration received less directly attributable transaction costs. After initial recognition, interest-bearing loans and borrowings are subsequently measured at amortised cost using the effective interest method. Fees paid on the establishment of loan facilities that are yield related are included as part of the carrying amount of the loans and borrowings.

KEY INFORMATION

All loans and borrowings are initially recognised at the fair value of the consideration received less directly attributable transaction costs. After initial recognition, interest-bearing loans and borrowings are subsequently measured at amortised cost using the effective interest method. Fees paid on the establishment of loan facilities that are yield related are included as part of the carrying amount of the loans and borrowings.



Principal Repayments	\$68,580
Interest Earned	\$131,639
Interest Expense	\$6,234
Reserves Bal	\$5.7 M
Loans Due	\$.31 M

NOTES TO THE STATEMENT OF FINANCIAL ACTIVITY
FOR THE PERIOD ENDED 31 MAY 2019

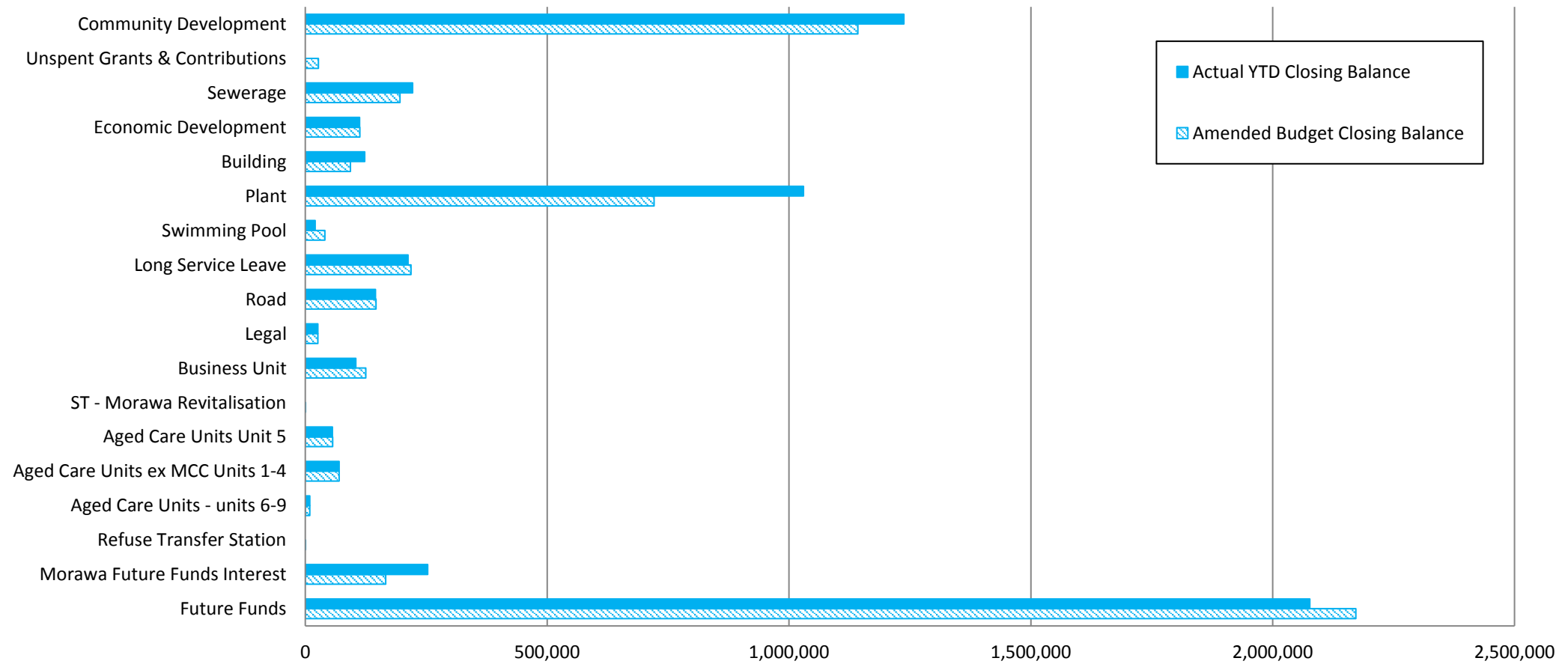
OPERATING ACTIVITIES
NOTE 9
CASH BACKED RESEVES

Cash Backed Reserve

Reserve Name	Opening Balance	Amended Budget Interest Earned	Actual Interest Earned	Amended Budget Transfers In (+)	Actual Transfers In (+)	Amended Budget Transfers Out (-)	Actual Transfers Out (-)	Amended Budget Closing Balance	Actual YTD Closing Balance
	\$	\$	\$	\$	\$	\$	\$	\$	\$
Future Funds	2,165,470	43,890	35,371	0	0	(37,307)	(124,000)	2,172,054	2,076,842
Morawa Future Funds Interest	126,630	2,567	2,166	37,307	124,000	0	0	166,504	252,796
Refuse Transfer Station	27	1	0	0	0	(28)	(27)	0	0
Aged Care Units - units 6-9	9,233	187	133	0	0	0	0	9,420	9,366
Aged Care Units ex MCC Units 1-4	68,721	1,118	989	0	0	0	0	69,839	69,710
Aged Care Units Unit 5	55,166	1,393	794	0	0	0	0	56,559	55,960
ST - N/Midlands Solar Thermal Power	0	0	0	0	0	0	0	0	0
ST - Morawa Revitalisation	37,705	764	45	0	0	(38,469)	(37,750)	0	0
Business Unit	102,875	2,085	1,480	20,000	0	0	0	124,960	104,355
Legal	25,402	515	365	0	0	0	0	25,917	25,767
Road	143,228	2,903	2,060	0	0	0	0	146,131	145,288
Long Service Leave	209,270	4,241	3,011	5,000	0	0	0	218,511	212,282
Swimming Pool	20,000	405	288	20,000	0	0	0	40,405	20,288
Plant	1,015,608	20,584	14,610	0	0	(315,000)	0	721,192	1,030,218
Building	121,090	2,454	1,742	20,000	0	(50,000)	0	93,544	122,831
Economic Development	110,526	2,240	1,590	0	0	0	0	112,766	112,116
Sewerage	218,716	4,433	3,146	22,800	0	(50,000)	0	195,949	221,862
Unspent Grants & Contributions	26,413	535	346	0	0	0	(26,758)	26,948	0
Community Development	1,217,918	24,685	19,849	0	0	(100,000)	0	1,142,603	1,237,767
Water Waste Management (Rural Towns Project)	0	0	0	0	0	0	0	0	0
	5,673,997	115,000	87,985	125,107	124,000	(590,804)	(188,536)	5,323,300	5,697,446

KEY INFORMATION

Note 9 - Year To Date Reserve Balance to End of Year Estimate



Grants and Contributions	Grant Provider	Amended		Adopted		Variance (Under)/Over
		Annual Budget	YTD Budget	Annual Budget	YTD Actual	
Operating grants, subsidies and contributions						
General Purpose Funding						
Grants Commission - General	WALGGC	529,925	529,924	521,532	529,925	1
Grants Commission - Local Roads	WALGGC	263,331	263,328	308,577	263,331	3
Law, Order & Public Safety						
Grant - ESL BFB Operating Grant	Dept of Fire & Emergency Service	19,060	19,060	19,060	14,295	(4,765)
Education & Welfare						
Grant - Westcyle - Bike Week	Department of Transport	0	0	0	333	333
Grant - Act Belong Commit - Seminar	Mentally Healthy WA Curtin Unive	0	0	0	300	300
Recreation & Culture						
Grant - Town Hall Kitchen	CBH	8,500	8,500	0	8,500	0
Contribution - Music and Arts Festival	Karara Mining	20,000	18,326	20,000	0	(18,326)
Contribution - NAIDOC week	Bankwest Morawa	910	910	0	909	(1)
Transport						
Street Light Subsidy	Main Roads WA	0	0	0	4,181	4,181
Grant - Direct	Main Roads WA	116,919	116,919	75,208	116,919	0
Contribution - Road Maintenance	Karara Mining	50,000	45,826	50,000	5,482	(40,344)
Grant - Flood Damage	Main Roads WA	3,020,157	2,768,469	3,501,332	2,341,888	(426,581)
Economic Services						
Contribution - Steve Parish Photography	WA College of Agriculture	0	0	0	909	909
Operating grants, subsidies and contributions Total		4,028,802	3,771,262	4,495,709	3,286,972	(484,290)
Non-operating grants, subsidies and contributions						
Community Amenities						
Grant - Community Bus	Lotterywest	70,000	64,163	50,000	0	(64,163)
Recreation & Culture						
Grant - Armistice Centenary	Dept of Veteran Affairs	4,350	4,350	4,815	4,348	(2)
Transport						
Grant - Regional Road Group - Road Projects	Main Roads WA	463,000	463,000	463,000	297,364	(165,636)
Grant - Roads to Recovery	Dept of Infrastructure	240,732	240,731	240,732	240,732	1
Economic Services						
Marketing Plan	TBA	10,000	10,000	10,000	0	(10,000)
Non-operating grants, subsidies and contributions Total		788,082	782,244	768,547	542,444	(239,800)
		4,816,884	4,553,506	5,264,256	3,829,416	(724,090)

KEY INFORMATION

**NOTES TO THE STATEMENT OF FINANCIAL ACTIVITY
FOR THE PERIOD ENDED 31 MAY 2019**

**NOTE 11
TRUST FUND**

Funds held at balance date over which the Shire has no control and which are not included in this statement are as follows:

Description	Opening Balance 01 Jul 2018	Amount Received	Amount Paid	Closing Balance 31 May 2019
	\$	\$	\$	\$
Housing Bonds	4,900.00	1,100.00	(2,000.00)	4,000.00
Nomination Deposits	400.00	0.00	(400.00)	0.00
Auction Of Properties	0.00	0.00	0.00	0.00
Bonds - Gwennyth Rose	0.00	0.00	0.00	0.00
Bonds - AW (Bill) Johnson	0.00	0.00	0.00	0.00
Drug Action Group	660.11	0.00	0.00	660.11
Child Care Bonds	0.00	0.00	0.00	0.00
Bonds Units Dreghorn Street	1,164.00	0.00	0.00	1,164.00
Bonds Aged Care Units	3,320.16	656.16	(508.00)	3,468.32
Excess Rent - Daphne Little	1,704.00	0.00	0.00	1,704.00
Morawa Oval Function Centre	1,762.49	0.00	0.00	1,762.49
Extractive Industries Bond	0.00	0.00	0.00	0.00
Bonds Hall/Sports Recreation	0.00	270.00	(250.00)	20.00
Youth Fund Raising	865.00	0.00	0.00	865.00
DPI Licensing	0.00	0.00	0.00	0.00
Social Club	0.00	0.00	0.00	0.00
BRB/BCITF	0.00	1,992.04	(1,885.24)	106.80
Haulmore Trailers Pty Ltd	4,641.00	0.00	0.00	4,641.00
Business Units Bonds	0.00	2,559.69	0.00	2,559.69
TRUST LIABILITY	1,151.28	0.00	(1,151.28)	0.00
	20,568.04	6,577.89	(6,194.52)	20,951.41

KEY INFORMATION

--	--	--	--	--

31/05/2019 Per Note 11 Left	Trust Subsidiary Ledger		Var \$
	Per Trust Type #	Per Trust Type \$	
\$ 4,000.00	1	4,000.00	0.00 Housing Bonds
0.00	10	0.00	0.00 Nomination Deposits
0.00	11	0.00	0.00 Auction Of Properties
0.00	12	0.00	0.00 Bonds - Gwennyth Rose
0.00	13	0.00	0.00 Bonds - AW (Bill) Johnson
660.11	14	660.11	0.00 Drug Action Group
0.00	2	0.00	0.00 Child Care Bonds
1,164.00	21	1,164.00	0.00 Bonds Units Dreghorn Street
3,468.32	22	3,468.32	0.00 Bonds Aged Care Units
1,704.00	23	1,704.00	0.00 Excess Rent - Daphne Little
1,762.49	26	1,762.49	0.00 Morawa Oval Function Centre
0.00	3	0.00	0.00 Extractive Industries Bond
20.00	4	20.00	0.00 Bonds Hall/Sports Recreation
865.00	6	865.00	0.00 Youth Fund Raising
0.00	7	0.00	0.00 DPI Licensing
0.00	8	0.00	0.00 Social Club
106.80	9	106.80	0.00 BRB/BCITF
4,641.00	T22	4,641.00	0.00 Haulmore Trailers Pty Ltd
2,559.69	T24	2,559.69	0.00 Business Units Bonds
0.00			0.00 TRUST LIABILITY
20,951.41		20,951.41	0.00

20,951.41 Per above
20,951.41 Trust Liabilities Per Input Balance Sheet Tab (BS Cat 901)
0.00
20,951.41 Trust Asset Per Input Balance Sheet Tab (BS Cat 900)



Bankwest, a division of Commonwealth Bank of Australia
ABN 48 123 123 124
AFSL/Australian credit licence 234945

Bankwest Business
Money Market Investments

Western Australia (WA)

Bankwest Place
300 Murray Street
Perth WA 6000

mmi.wa@bankwest.com.au

Phone 1300 488 588

14 February 2019

SHIRE OF MORAWA
PO BOX 14
MORAWA WA 6623
Australia

Deal No : **4805094**

CONFIRMATION OF NEW MONEY MARKET FIXED RATE TERM DEPOSIT

Principal	:	AUD 808,712.33
Commencement Date	:	14 February 2019
Maturity Date	:	14 June 2019
Term	:	120 Days
Interest Rate	:	2.6500% pa
Interest Due	:	At Maturity
Total Interest Amount	:	AUD 7,045.77

This will be settled as per your instructions.

Thank you for transacting this business with Bankwest Money Market Investments.

Please telephone immediately if this transaction is not in order.

This computer generated confirmation is issued unsigned.

Please retain this confirmation for tax purposes. A fee will be charged for re-issue.



Bankwest, a division of Commonwealth Bank of Australia
ABN 48 123 123 124
AFSL/Australian credit licence 234945

Bankwest Business
Money Market Investments

Western Australia (WA)

Bankwest Place
300 Murray Street
Perth WA 6000

mmi.wa@bankwest.com.au

Phone 1300 488 588

14 February 2019

SHIRE OF MORAWA

PO BOX 14
MORAWA WA 6623
Australia

Deal No : **4805095**

CONFIRMATION OF NEW MONEY MARKET FIXED RATE TERM DEPOSIT

Principal	:	AUD 808,712.33
Commencement Date	:	14 February 2019
Maturity Date	:	14 June 2019
Term	:	120 Days
Interest Rate	:	2.6500% pa
Interest Due	:	At Maturity
Total Interest Amount	:	AUD 7,045.77


This will be settled as per your instructions.

Thank you for transacting this business with Bankwest Money Market Investments.

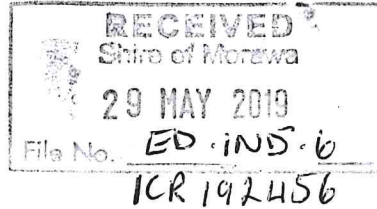
Please telephone immediately if this transaction is not in order.

This computer generated confirmation is issued unsigned.

Please retain this confirmation for tax purposes. A fee will be charged for re-issue.



**McMAHON
MINING
TITLE
SERVICES
PTY LTD**



Ph: (08) 6467 7997
Fax: (08) 9272 6939
Email: mmts@mmts.net.au
Unit 28/168 Guildford Road
Maylands WA 6051

PO Box 592
Maylands WA 6931
ABN 70 104 341 817

24 May 2019

THE SHIRE CLERK
SHIRE OF MORAWA
PO BOX 14
MORAWA WA 6623

Attention: Chief Executive Officer

Registered Post:
RPP44 63800 09400 11179 54602

Dear Sir/Madam,

RE: APPLICATION FOR EXPLORATION LICENCE 70/5263

On behalf of our client, CGM (WA) Pty Ltd, an application has been made for the above mentioned Exploration Licence 70/5263.

In accordance to requirements set out in the West Australian Mining Act, notification must be forwarded to the appropriate local government authority affected by the application.

As the land affected lies within your shire, please find attached a copy of the application and a plan showing the area of the application.

Should you have any queries, please do not hesitate to contact our office.

Yours faithfully,

A handwritten signature in black ink, appearing to read 'Jessica Davies'.

Jessica Davies
McMahon Mining Titles

Form 21

WESTERN AUSTRALIA
Mining Act 1978
(Secs. 41, 58, 70C, 74, 86, 91, Reg. 64)

APPLICATION FOR MINING TENEMENT

(a) Type of tenement	(a) Exploration Licence	No. E 70/5263
(b) Time & Date marked out (where applicable)	(b) a.m./p.m. / /	(c) SOUTH WEST
(c) Mineral Field		
For each applicant:		
(d) Full Name and ACN/ABN	(d) and (e) CGM (WA) PTY LTD (ACN: 610 789 252) C/- MCMAHON MINING TITLE SERVICES PTY LTD, PO BOX 592, MAYLANDS, WA, 6931	(f) Shares 100
(e) Address		
(f) No. of shares		
(g) Total No. of shares	(g) Total 100	
DESCRIPTION OF GROUND APPLIED FOR: (For Exploration Licences see Note 1. For other Licences see Note 2. For all Licences see Note 3.)	(h) Gutha (i) (j) This application affects Private Property. Details of Private Property Affected: If the application is over any private land described under section 29(2)(a)-(f) of the Mining Act, then the applicant is seeking grant only in respect of that part of the private land not less than 30 metres below the lowest part of the natural surface.	
(h) Locality		
(i) Datum Peg		
(j) Boundaries		
(k) Area (ha or km ²)	(k) 42 BL	
(l) Signature of applicant or agent (if agent state full name and address)	(l) <i>Jessica Canham</i> MCMAHON MINING TITLE SERVICES PTY LTD, 28/168 GUILDFORD ROAD, MAYLANDS, WA, 6051	Date: 21/05/2019

OFFICIAL USE

A NOTICE OF OBJECTION may be lodged at any mining registrar's office on or before the 26th day of June 2019 (See Note 4).

Where an objection to this application is lodged the hearing will take place on a date to be set.

Received at	08:30:00	on	22 May	2019	with fees of
Application	\$1,430.00				
Rent	\$5,712.00				
TOTAL	\$7,142.00				
Receipt No:	93790106921				

Mining Registrar

NOTES

Note 1: EXPLORATION LICENCE

- (i) Attachments 1 and 2 form part of every application for an exploration licence and must be lodged with this form in lieu of (h), (i), (j) and (k) above.
- (ii) An application for an Exploration Licence shall be accompanied by a statement specifying method of exploration, details of the proposed work programme, estimated cost of exploration and technical and financial ability of the applicant(s).

Note 2: PROSPECTING/MISCELLANEOUS LICENCE AND MINING/GENERAL PURPOSE LEASE

- (i) This application form shall be accompanied by a map on which are clearly delineated the boundaries of the area applied for.




Note 3: GROUND AVAILABILITY

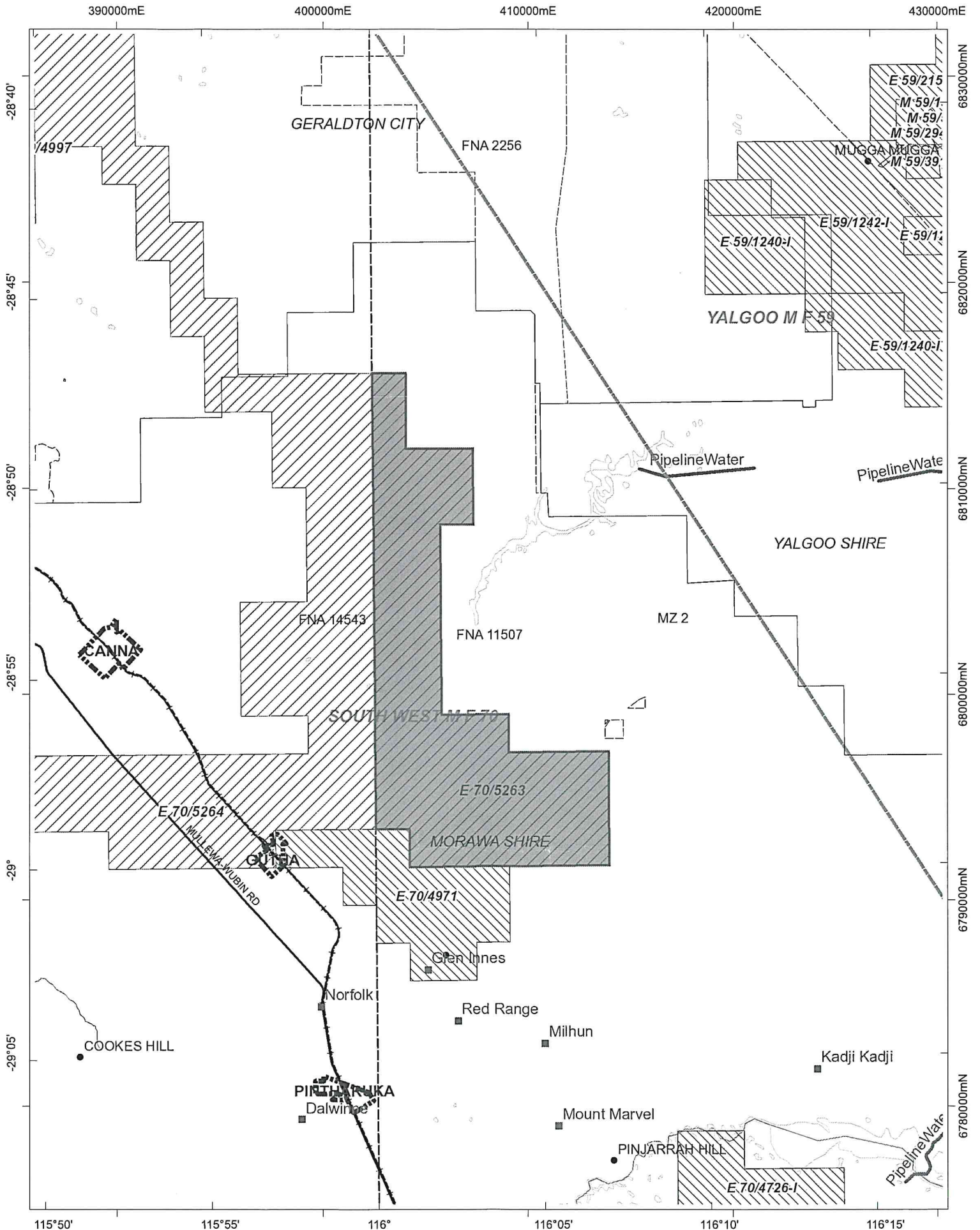
- (i) The onus is on the applicant to ensure that ground is available to be marked out and/or applied for.
- (ii) The following action should be taken to ascertain ground availability:
(a) public plan search; (b) register search; (c) ground inspection.

Note 4: ALL APPLICATIONS OVER PRIVATE LAND

The period for lodgement of an objection is within 21 days of service of this notice, or the date noted above for lodging objections, whichever is the longer period.



-  Pending Application
-  Live Tenement
-  Application over Live Tenement



This plan has been compiled from various data sources received from a number of agencies and with information supplied by applicants for mining tenements. No responsibility is accepted for any error or omission. The Commonwealth of Australia (c) 2002, through Geoscience Australia and the Department of Defence, maintains copyright over these parts of the topographic map. Users wishing to use the data in its unaltered form should contact Geoscience Australia at www.ga.gov.au. Confirmation of the extent and composition of any Native Title Claims should be sought from the Native Title Spatial Services Landgate. Enclosed Pastoral Lease land and Pre 1994 mining confined to Kharnewongga Wajarri and Ngatwengga ILUA Native Title determination boundary.



WESTERN AUSTRALIA Mining Act 1978 Sec. 58; Reg. 64			FORM 21 - ATTACHMENT 1
EXPLORATION LICENCE NO. 70/5263			
THIS SECTION MUST BE COMPLETED IN FULL FOR ALL EXPLORATION LICENCE APPLICATIONS			
LOCALITY: Gutha			
BLOCK IDENTIFIER (All three sections must be completed)			
1:1,000,000 PLAN NAME	PRIMARY NUMBER	GRATICULAR SECTION	
PERTH	673	lqvwx	
PERTH	745	abcfglmqrwv	
PERTH	817	abfghjlmnopqrstuvwxyz	
PERTH	818	lmqrwv	
TOTAL BLOCKS:		42	

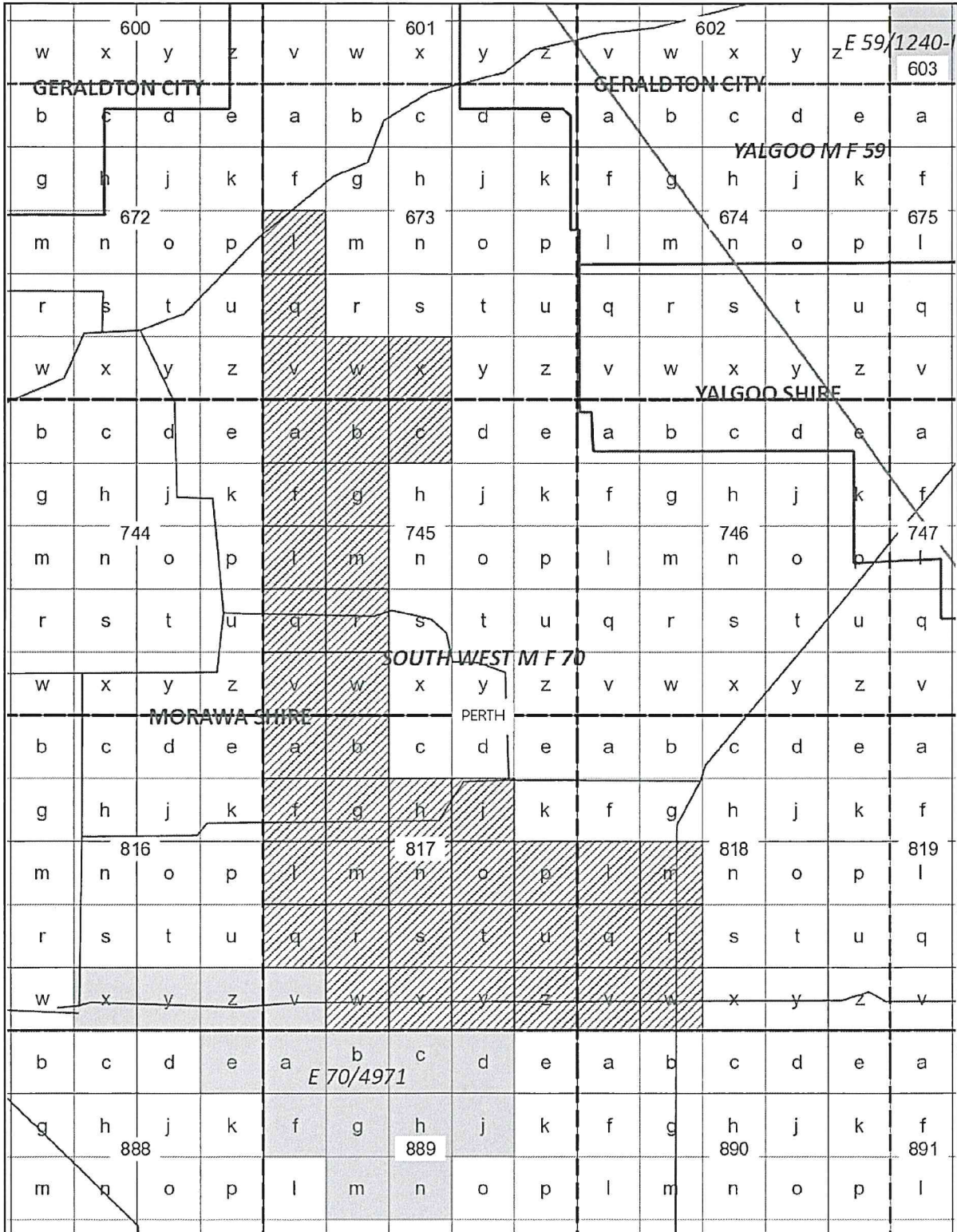



Mining Act 1978

FORM 21 - MAP ATTACHMENT

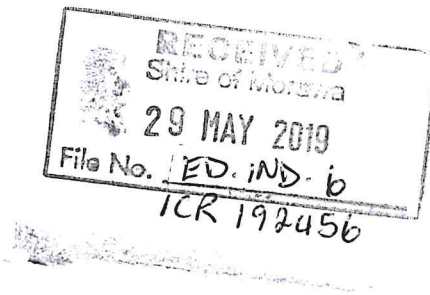
Time Officially Received : 22/05/2019 08:30:00

User Id : ex97945





**McMAHON
MINING
TITLE
SERVICES
PTY LTD**



Ph: (08) 6467 7997
Fax: (08) 9272 6939
Email: mmts@mmts.net.au
Unit 28/168 Guildford Road
Maylands WA 6051

PO Box 592
Maylands WA 6931
ABN 70 104 341 817

23 May 2019

THE SHIRE CLERK
SHIRE OF MORAWA
PO BOX 14
MORAWA WA 6623

Attention: Chief Executive Officer

**Registered Post:
RPP44 63800 09400 11179 56606**

Dear Sir/Madam,

RE: APPLICATION FOR EXPLORATION LICENCE 70/5264

On behalf of our client, CGM (WA) Pty Ltd, an application has been made for the above mentioned Exploration Licence 70/5264.

In accordance to requirements set out in the West Australian Mining Act, notification must be forwarded to the appropriate local government authority affected by the application.

As the land affected lies within your shire, please find attached a copy of the application and a plan showing the area of the application.

Should you have any queries, please do not hesitate to contact our office.

Yours faithfully,

A handwritten signature in black ink, appearing to read 'Jessica Davies'.

Jessica Davies
McMahon Mining Titles

Form 21

WESTERN AUSTRALIA

Mining Act 1978

(Secs. 41, 58, 70C, 74, 86, 91, Reg. 64)

APPLICATION FOR MINING TENEMENT

(a) Type of tenement	(a) Exploration Licence		No. E 70/5264
(b) Time & Date marked out (where applicable)	(b) a.m./p.m. / /	(c) SOUTH WEST	
(c) Mineral Field			
For each applicant:	(d) and (e)		(f) Shares
(d) Full Name and ACN/ABN	CGM (WA) PTY LTD (ACN: 610 789 252)		100
(e) Address	C/- MCMAHON MINING TITLE SERVICES PTY LTD, PO BOX 592, MAYLANDS, WA, 6931		
(f) No. of shares			
(g) Total No. of shares			(g) Total 100
DESCRIPTION OF GROUND APPLIED FOR:	(h) Gutha		
(For Exploration Licences see Note 1. For other Licences see Note 2. For all Licences see Note 3.)	(i) This application affects Private Property. Details of Private Property Affected: If the application is over any private land described under section 29(2)(a)-(f) of the Mining Act, then the applicant is seeking grant only in respect of that part of the private land not less than 30 metres below the lowest part of the natural surface.		
(h) Locality			
(i) Datum Peg			
(j) Boundaries			
(k) Area (ha or km ²)	(k) 78 BL		
(l) Signature of applicant or agent (if agent state full name and address)	(l) <i>Jessica Canham</i> MCMAHON MINING TITLE SERVICES PTY LTD, 28/168 GUILDFORD ROAD, MAYLANDS, WA, 6051		Date: 21/05/2019

OFFICIAL USE

A NOTICE OF OBJECTION may be lodged at any mining registrar's office on or before the 26th day of June 2019 (See Note 4).

Where an objection to this application is lodged the hearing will take place on a date to be set.

Received at	08:30:00	on	22 May 2019	with fees of
Application	\$1,430.00			
Rent	\$10,608.00			
TOTAL	\$12,038.00			
Receipt No:	93790106921			

Mining Registrar

NOTES

Note 1: EXPLORATION LICENCE

- (i) Attachments 1 and 2 form part of every application for an exploration licence and must be lodged with this form in lieu of (h), (i), (j) and (k) above.
- (ii) An application for an Exploration Licence shall be accompanied by a statement specifying method of exploration, details of the proposed work programme, estimated cost of exploration and technical and financial ability of the applicant(s).

Note 2: PROSPECTING/MISCELLANEOUS LICENCE AND MINING/GENERAL PURPOSE LEASE

- (i) This application form shall be accompanied by a map on which are clearly delineated the boundaries of the area applied for.

Note 3: GROUND AVAILABILITY

- (i) The onus is on the applicant to ensure that ground is available to be marked out and/or applied for.
- (ii) The following action should be taken to ascertain ground availability:
 - (a) public plan search; (b) register search; (c) ground inspection.

Note 4: ALL APPLICATIONS OVER PRIVATE LAND

The period for lodgement of an objection is within 21 days of service of this notice, or the date noted above for lodging objections, whichever is the longer period.

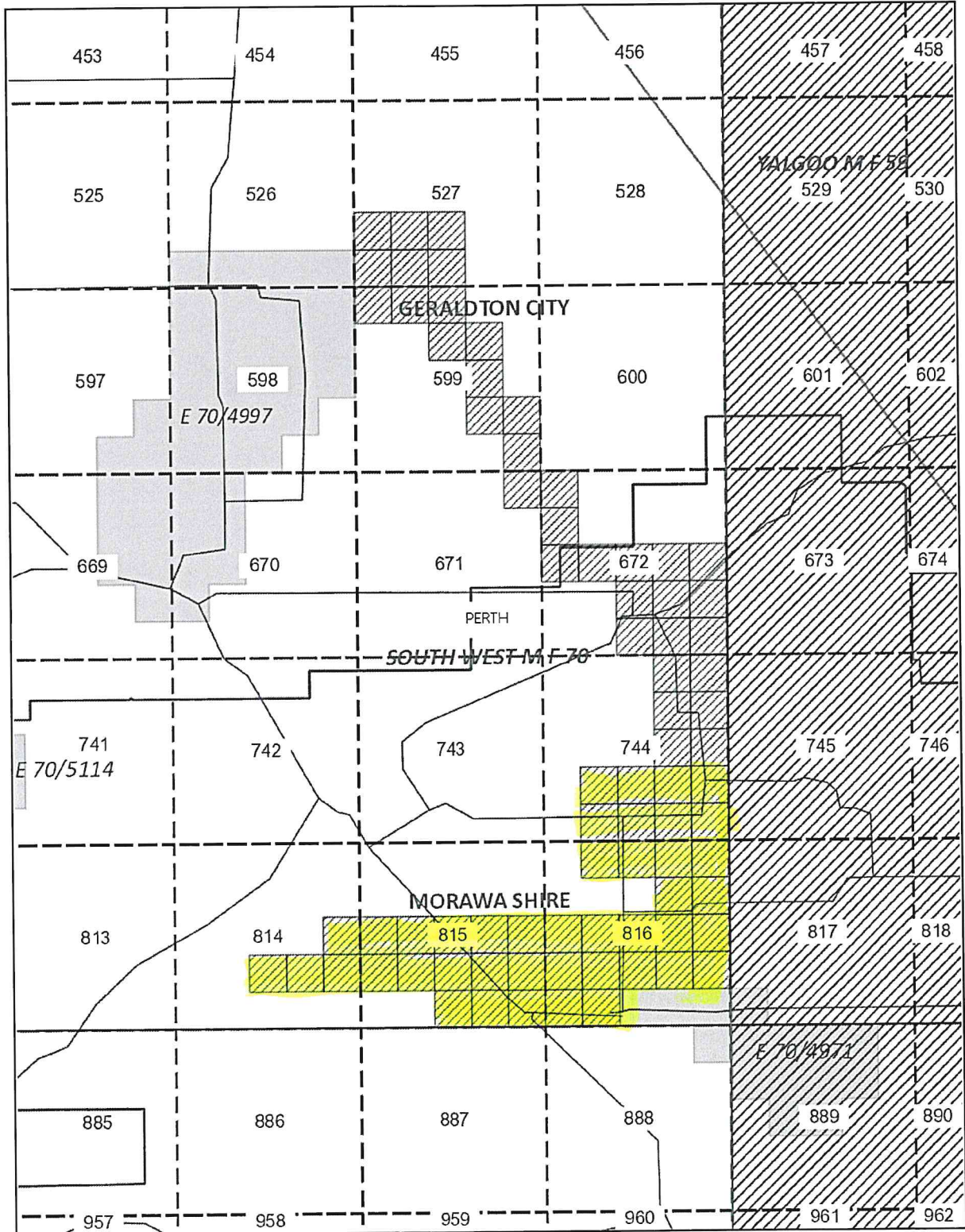
WESTERN AUSTRALIA Mining Act 1978 Sec. 58; Reg. 64		FORM 21 - ATTACHMENT 1
EXPLORATION LICENCE NO. 70/5264		
THIS SECTION MUST BE COMPLETED IN FULL FOR ALL EXPLORATION LICENCE APPLICATIONS		
LOCALITY: Gutha		
BLOCK IDENTIFIER (All three sections must be completed)		
1:1,000,000 PLAN NAME	PRIMARY NUMBER	GRATICULAR SECTION
PERTH	527	qrsvwx
PERTH	599	abchjotuz
PERTH	671	e
PERTH	672	aflmnopstuxyz
PERTH	744	dejkoprstuvwxyz
PERTH	814	pstu
PERTH	815	lmnopqrstuxyz
PERTH	816	bcdeijklmnopqrstuvw
TOTAL BLOCKS:		78






Mining Act 1978

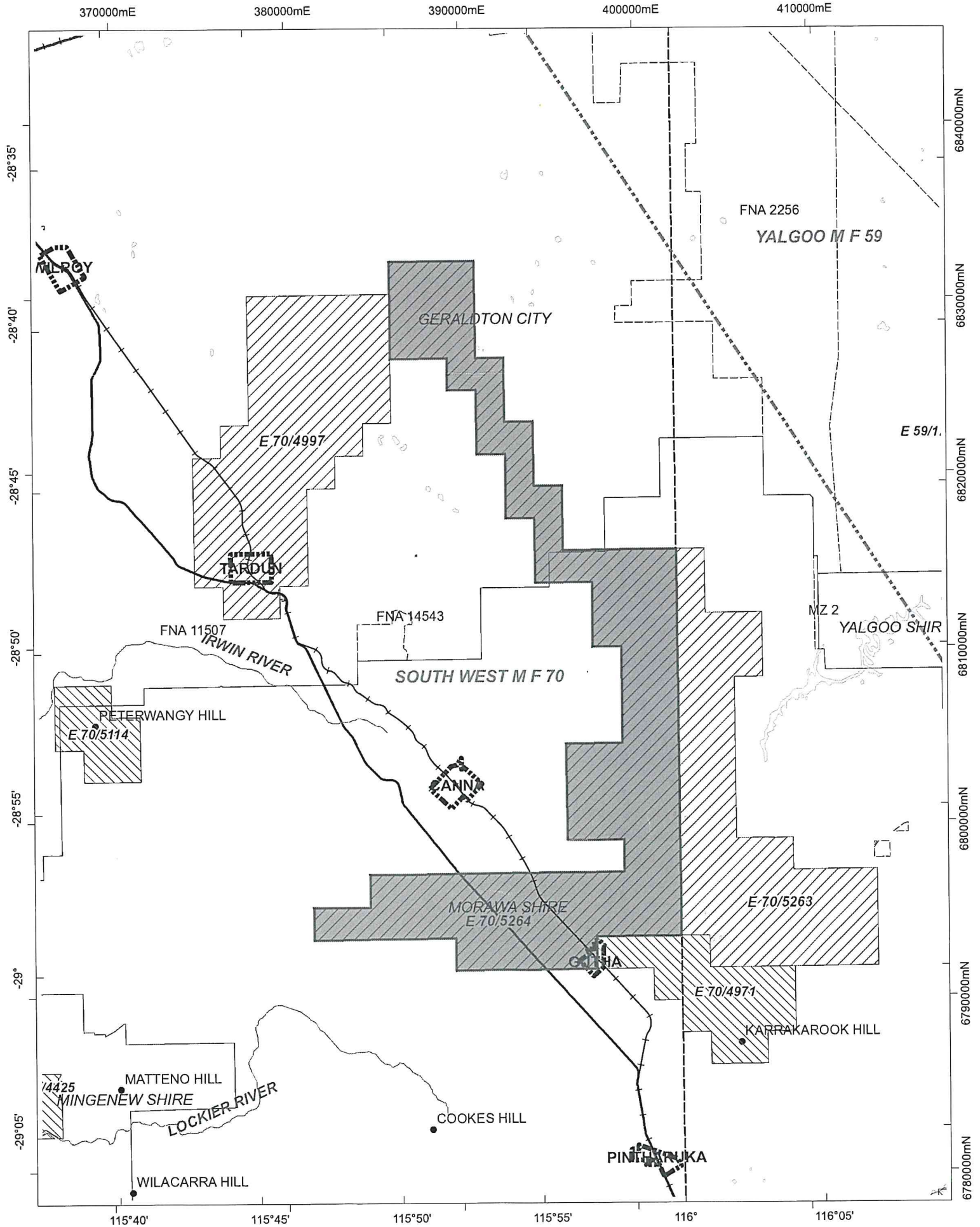
FORM 21 - MAP ATTACHMENT

Time Officially Received : 22/05/2019 08:30:00
User Id : ex97945





-  Pending Application
-  Live Tenement
-  Application over Live Tenement



This plan has been compiled from various data sources received from a number of agencies and with information supplied by applicants for mining tenements. No responsibility is accepted for any error or omission. The Commonwealth of Australia (c) 2014. Geoscience Australia and Department of Defence, maintains copyright over those parts of the 1:250,000 scale map data used in this TENGRAPH. Users wishing to use the data in its unaltered form should contact Geoscience Australia at www.ga.gov.au. Confirmation of the extent and composition of any Native Title Claims should be sought from the Native Title Spatial Services Landgate Enclosed Pastoral Lease land and Pre 1994 mining cartilage to Inhamwanga Wajam and Ngirawanga LJA Native Title determination boundary.

Scale: 1:274,339

