

Order Form

Plaque & Ceramic Photo

1 Client & Shipping Details

Company Code _____
 Deliver Goods to Third Party
 Name _____
 Contact Number _____
 Street _____
 City _____
 State _____ P/C _____

2 Order Details

Date ____ / ____ / ____
 Reference _____
 Last Name _____
 Purchase Order No. _____

Matching of an Existing Plaque

To accurately match the layout, size, shape and hole positions of an existing plaque, please post a rubbing to:

PO Box 560 Sydney Markets, NSW 2129

In the case where a rubbing cannot be obtained, an approximate match of the layout may be achieved by emailing a photo of the existing plaque to:

info@everlonbronze.com.au

3 Plaque Details

Shape	Size	Surface	Font	Fixing
Rectangular		Stipple	Times New Roman	Flat Back
Circular		Smooth	Arial	Lugs with Studs
Other: _____	_____		<i>Lucida Calligraphy</i>	Studs with Bolts
	_____		ZapfChan BT	Screws (Visible from Front)
	_____		Other: _____	Other: _____

Colour



Dark Brown

Light Brown

Other:

Border



SBD01
Solid

SBD02
Squared

SBD03
Arrow

SBD04
Double Solid

Other: _____

Motifs / Bas Reliefs



FMT0001
Australian Army *




FMT0002
Australian Navy *



FMT0003
RAAF *

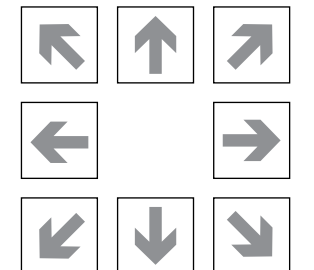


FMT0004
Latin Cross Plain Solid



Motif / Bas Relief Code:

Position



* Please attach permission from Australian War Graves Commission for Australian Services emblems.

** If more than 1 motif is selected, please specify location in the additional instructions section.

4 Inscription

Line 1

Line 2

DETACHABLE PLATES REQUIRED		Border
	Line 1	
	Line 2	
	Line 3 (140 x 40 mm)	
	Line 4	
	Line 5 (140 x 70 mm)	
	Line 6 (240 x 90 mm)	

Line 3

Line 4

Line 5

Line 6

Line 7

Line 8

Line 9

Line 10

Line 11

Line 12

Line 13

Line 14

Position No

5 Ceramic Photo / Cast on Frame / Milling

Continued on page 3

6 Submit

Once completed, save the form under a suitable name and location then press submit.


If the form was completed by hand, return by:
email to info@everlonbronze.com.au; or
fax to (02) 9646 3887


**Attach images for ceramic photos, custom motifs
or bas reliefs and plaque matching if applicable.*


Additional Instructions


5 Ceramic Photo / Cast on Frame / Milling / Space Only

Type	Size	Type	Orientation	Border	Colour	Background Colour
Ceramic Photo	30 x 40 mm	Oval	Portrait	White Lip	Full Colour	Use Original Background
Cast on Frame	40 x 60 mm	Rectangle	Landscape	Bleed to Edge	Sepia	Light Blue
Milling	50 x 70 mm			Gold Border	Black & White	Light Blue with Fade
Space Only	60 x 80 mm					Cream
	70 x 90 mm					Cream with Fade
	80 x 100 mm					White
	90 x 120 mm					Other: _____
	110 x 150 mm					
	130 x 180 mm					
	180 x 240 mm					












Photo Editing Requests

Position

