

# Fire-breaks

A fire-break is a strip of land that has been cleared of all trees, shrubs, grass or other flammable materials to allow access for firefighting vehicles to all areas of your property. It may also act as a barrier to help stop or slow a low-intensity fire.

## Do I need a fire-break?

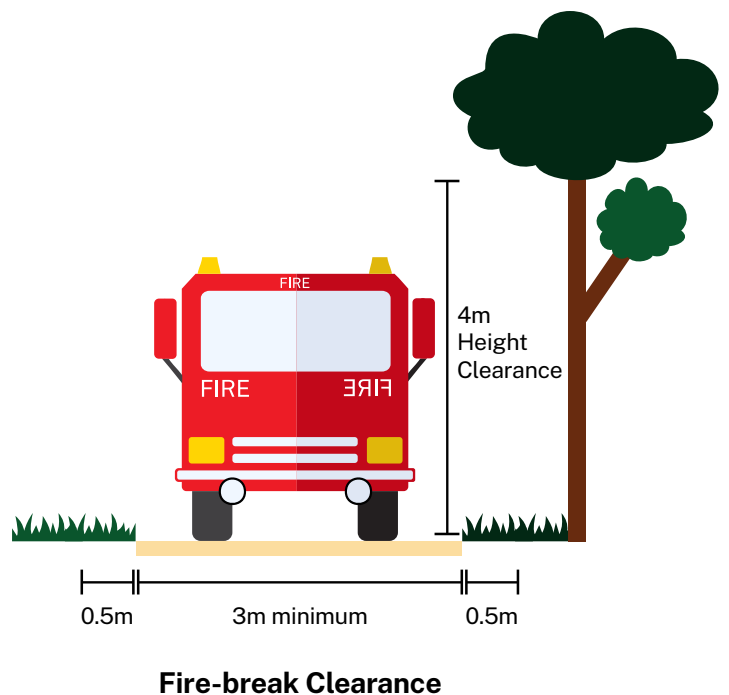
Your Local Government will determine whether you are legally required to construct and maintain fire-breaks. However, from a practical perspective, if you have a large, or difficult to access property, even if you're not legally required to, you should consider installing breaks to assist firefighters to access all areas, should a bushfire threaten.

**To find out whether your property is legally required to have a fire-break, contact your local government.**

## What are the requirements for a fire-break?

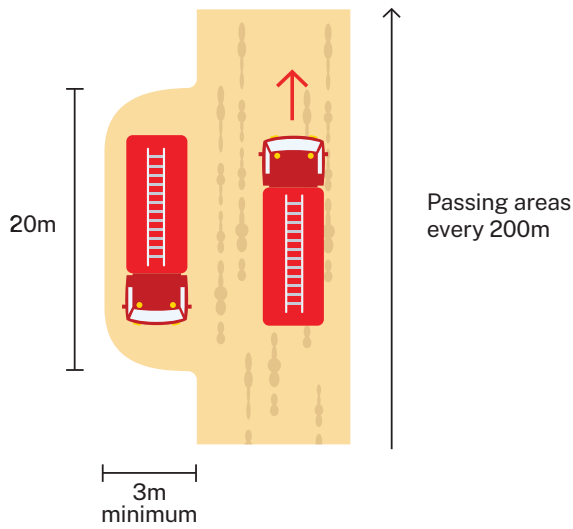
The legal requirements for fire-breaks vary across local governments, however as a minimum we recommend your fire-breaks:

- Are at least three metres wide to mineral earth (clear of any trees, shrubs, grass or other flammable material).
- Are cleared for an additional 0.5m either side - this doesn't have to be to mineral earth, however you should be able to walk or drive over it, for example, grass.
- Are clear to a height of at least four metres – overhanging branches can block access for fire fighting vehicles or damage important equipment like hoses, lights or aerials.
- Provide a circuit that connects to other access routes, like your driveway or the road and doesn't lead to dead ends. It's important to ensure firefighters can escape in either direction, as the way out may be blocked by fire or other firefighting vehicles.



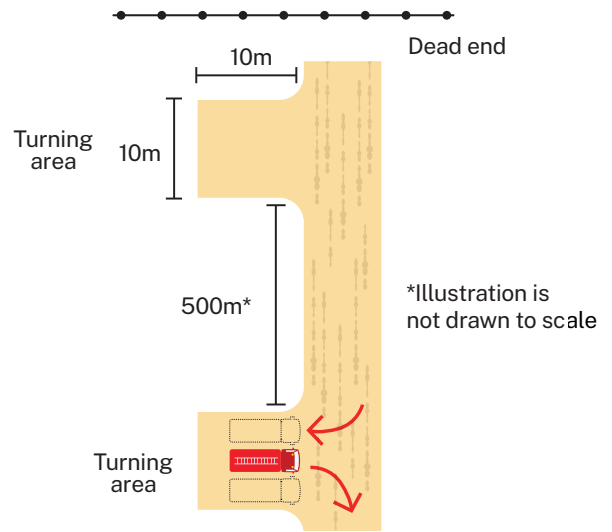
## Things to consider:

Fire trucks can be very large and need a lot of space to move around. There are things you can do to help keep firefighters safe and make it easier for them to defend your property.



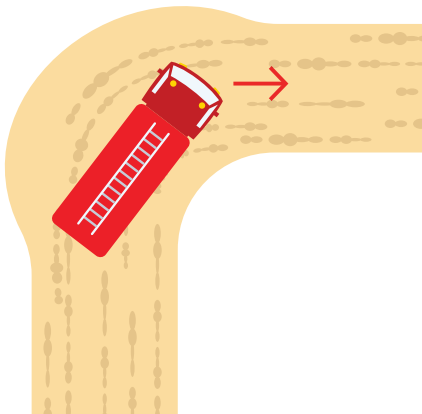
**Fire-breaks longer than 200m**

- If your fire-break is longer than 200m, include areas at the side of the break for trucks to pass each other. These should be at least 3m wide (so 6m including your fire-break) and 20m long. Include passing areas every 200m along your breaks.




**Fire-breaks longer than 500m**

- If your fire-break is longer than 500m, or if it must end in a dead end, include areas to turn around – these should be at least 10m x 10m and included every 500m and at any dead ends.



- Double the width of your breaks around corners or sharp bends.



You can find the requirements for your area in your Fire-breaks Notice, issued by your Local Government. It's important to speak to your Local Government prior to constructing your fire-breaks.

### More information?

You can find more information in the Guide for applying the Bush Fire Risk Treatment Standards at [publications.dfes.wa.gov.au](https://publications.dfes.wa.gov.au) or by contacting your Local Government.