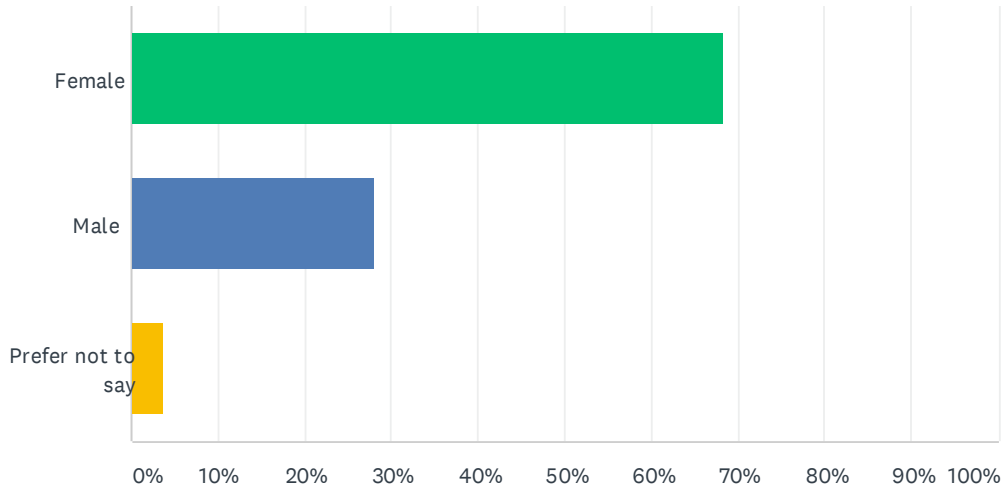


Q1 Gender

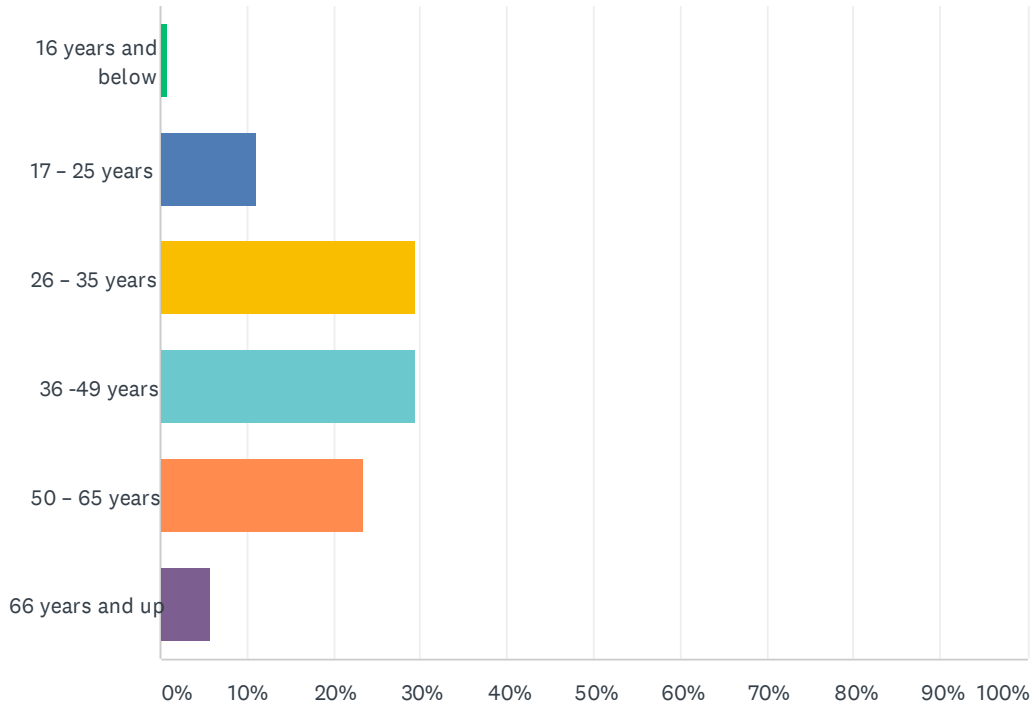
Answered: 136 Skipped: 0



ANSWER CHOICES	RESPONSES	
Female	68.38%	93
Male	27.94%	38
Prefer not to say	3.68%	5
TOTAL		136

Q2 Age

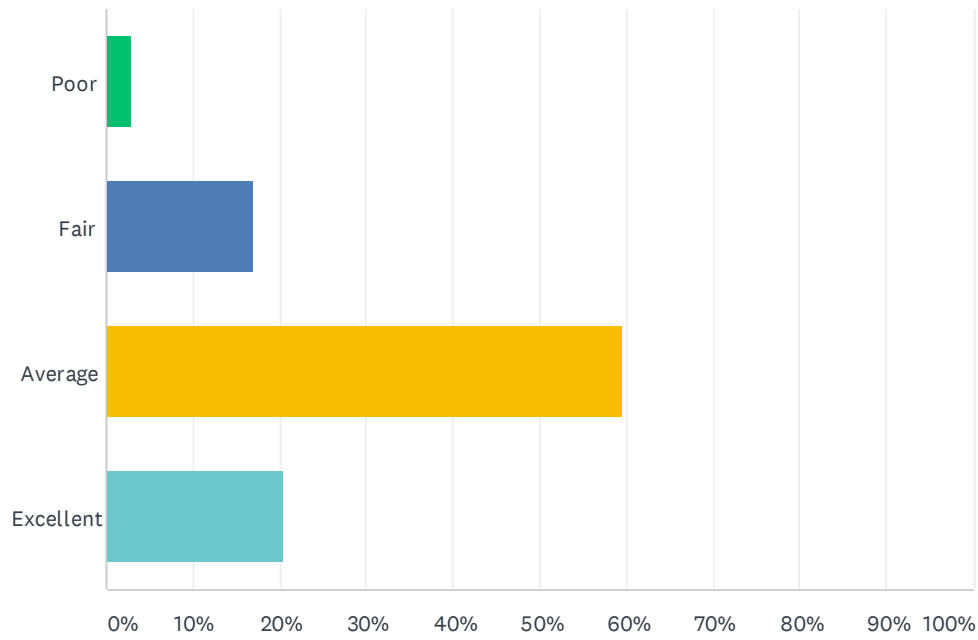
Answered: 136 Skipped: 0



ANSWER CHOICES	RESPONSES	
16 years and below	0.74%	1
17 - 25 years	11.03%	15
26 - 35 years	29.41%	40
36 - 49 years	29.41%	40
50 - 65 years	23.53%	32
66 years and up	5.88%	8
TOTAL		136

Q3 How would you describe your general health?

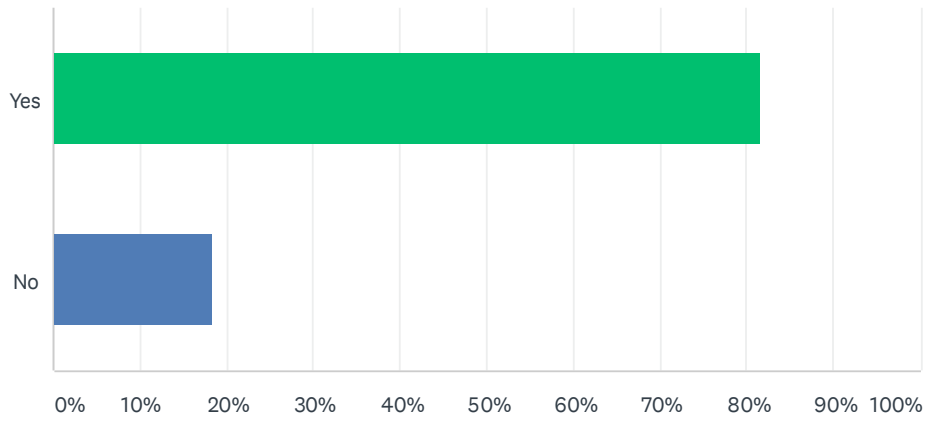
Answered: 136 Skipped: 0



ANSWER CHOICES	RESPONSES	
Poor	2.94%	4
Fair	16.91%	23
Average	59.56%	81
Excellent	20.59%	28
TOTAL		136

Q4 Do you support the Shire exploring the viability of a Gym facility in Morawa?

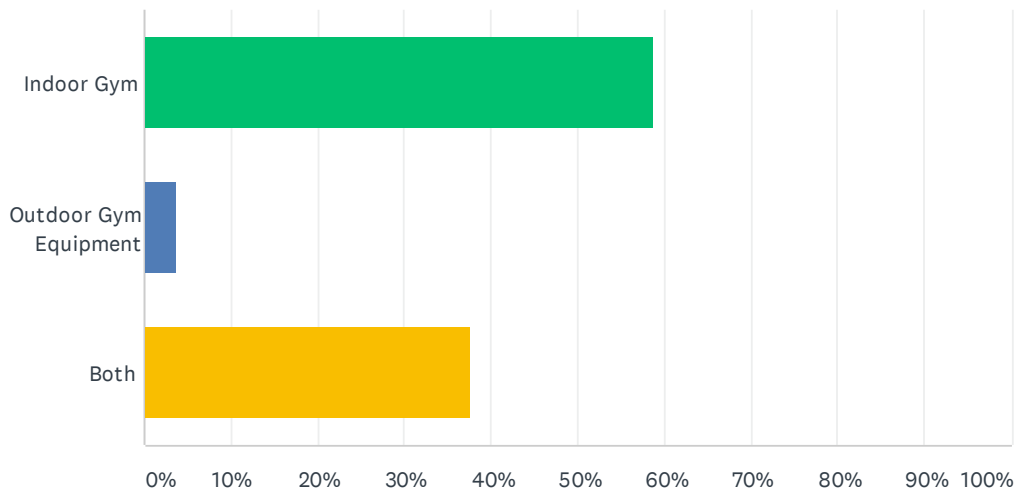
Answered: 136 Skipped: 0



ANSWER CHOICES	RESPONSES	
Yes	81.62%	111
No	18.38%	25
TOTAL		136

Q5 Would you prefer an Indoor Gym Facility or outdoor Gym equipment?

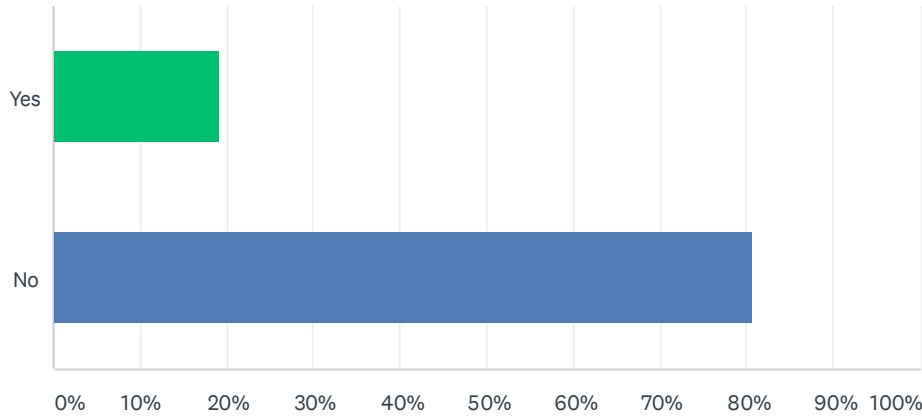
Answered: 109 Skipped: 27



ANSWER CHOICES	RESPONSES	
Indoor Gym	58.72%	64
Outdoor Gym Equipment	3.67%	4
Both	37.61%	41
TOTAL		109

Q6 Do you access a Gym now?

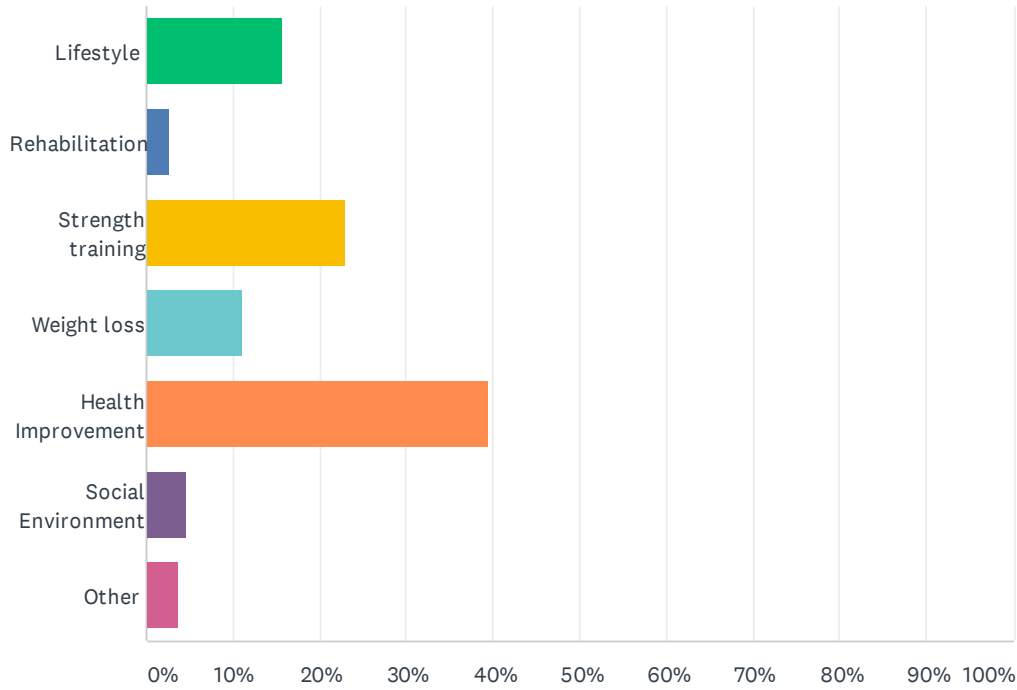
Answered: 109 Skipped: 27



ANSWER CHOICES	RESPONSES	
Yes	19.27%	21
No	80.73%	88
TOTAL		109

Q7 For what purpose do, or would, you access a Gym?

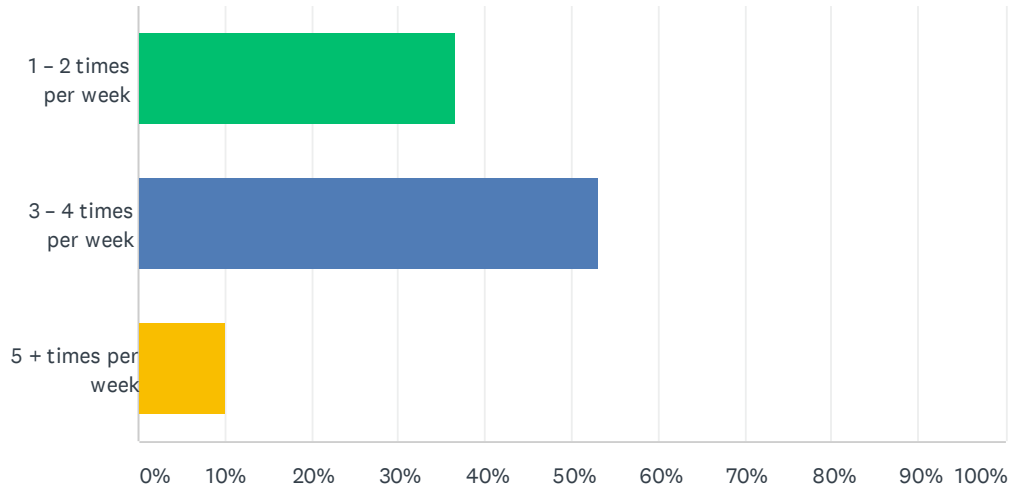
Answered: 109 Skipped: 27



ANSWER CHOICES	RESPONSES	
Lifestyle	15.60%	17
Rehabilitation	2.75%	3
Strength training	22.94%	25
Weight loss	11.01%	12
Health Improvement	39.45%	43
Social Environment	4.59%	5
Other	3.67%	4
TOTAL		109

Q8 How often do, or would, you go to the Gym?

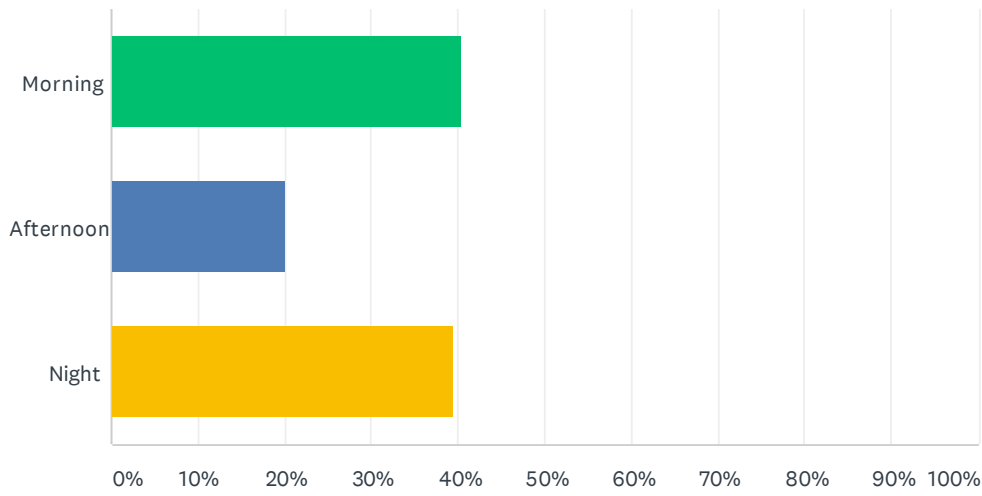
Answered: 109 Skipped: 27



ANSWER CHOICES	RESPONSES	
1 – 2 times per week	36.70%	40
3 – 4 times per week	53.21%	58
5 + times per week	10.09%	11
TOTAL		109

Q9 What time do, or would, you prefer to attend the gym?

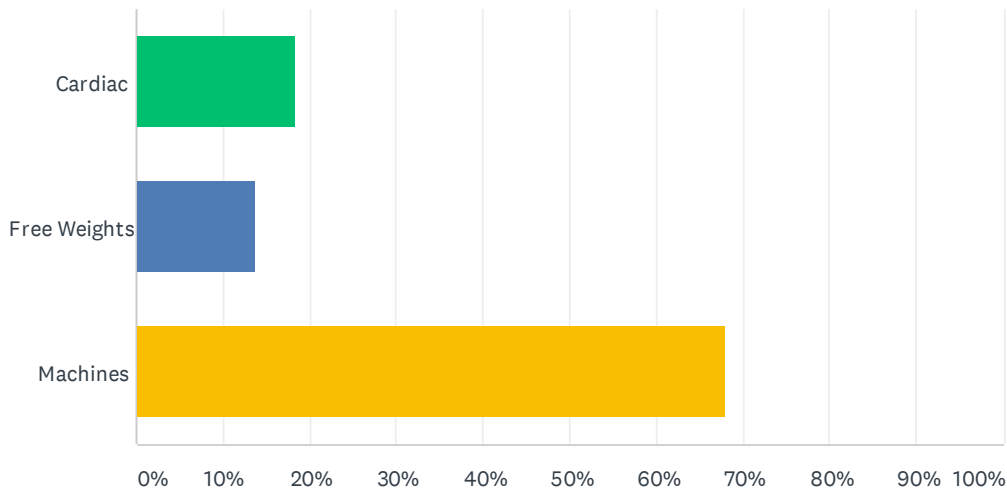
Answered: 109 Skipped: 27



ANSWER CHOICES	RESPONSES	
Morning	40.37%	44
Afternoon	20.18%	22
Night	39.45%	43
TOTAL		109

Q10 What type of equipment would you expect to have in a 24/7 Gym?

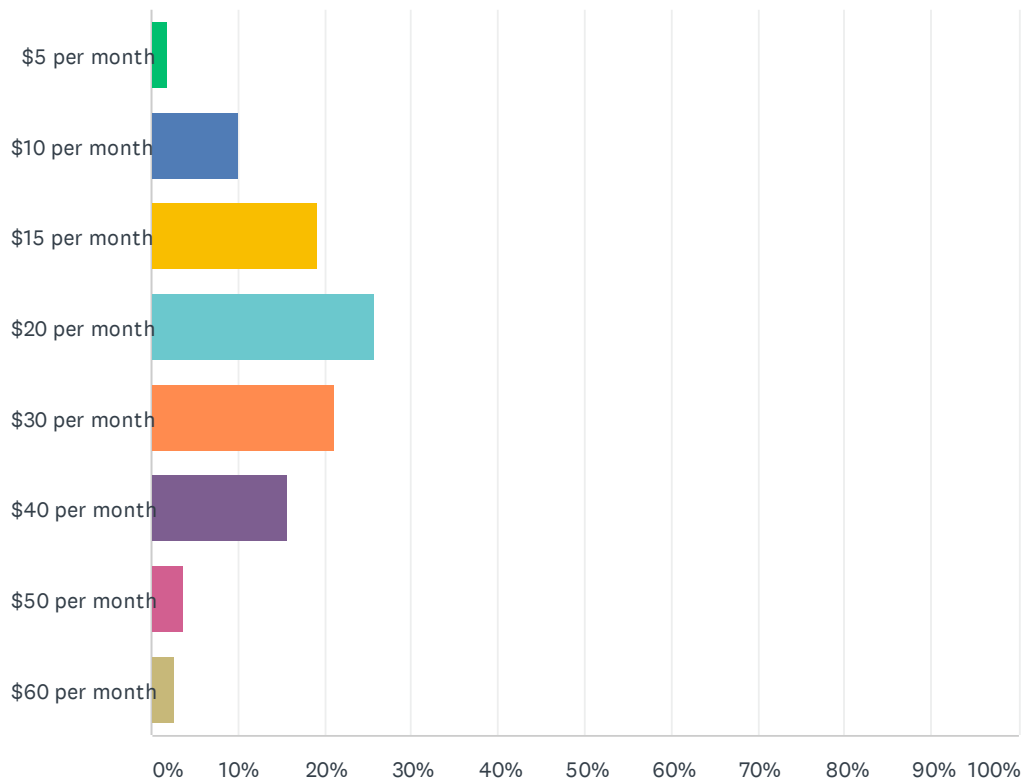
Answered: 109 Skipped: 27



ANSWER CHOICES	RESPONSES	
Cardiac	18.35%	20
Free Weights	13.76%	15
Machines	67.89%	74
TOTAL		109

Q11 What do you think would be an appropriate membership fee to join a 24/7 Gym?

Answered: 109 Skipped: 27



ANSWER CHOICES	RESPONSES	
\$5 per month	1.83%	2
\$10 per month	10.09%	11
\$15 per month	19.27%	21
\$20 per month	25.69%	28
\$30 per month	21.10%	23
\$40 per month	15.60%	17
\$50 per month	3.67%	4
\$60 per month	2.75%	3
TOTAL		109