



# **MINUTES**

## **ORDINARY MEETING OF COUNCIL**

held on

**Thursday, 16 April 2020**



WESTERN AUSTRALIA'S  
WILDFLOWER COUNTRY

*DISCLAIMER*

*No responsibility whatsoever is implied or accepted by the Shire of Morawa for any act, omission, statement or intimation occurring during Council Meetings. The Shire of Morawa disclaims any liability for any loss whatsoever and howsoever caused arising out of reliance by any person or legal entity on any such act, omission, and statement of intimation occurring during Council Meetings.*

*Any person or legal entity that acts or fails to act in reliance upon any statement, act or omission occurring in a Council Meeting does so at their own risk. The Shire of Morawa advises that any person or legal entity should only rely on formal confirmation or notification of Council resolutions*

## Contents

Item 1	Opening of Meeting .....	5
Item 2	Acknowledgement of Traditional Owners and Dignitaries .....	5
Item 3	Recording of Attendance .....	5
3.1	Attendance (by teleconference).....	5
3.2	Attendance by Telephone / Instantaneous Communications.....	5
3.3	Apologies.....	5
3.4	Approved Leave of Absence.....	5
3.5	Disclosure of Interests .....	6
Item 4	Applications for Leave of Absence .....	6
Item 5	Response to Previous Questions .....	6
Item 6	Public Question Time .....	6
6.1	Public Question Time .....	6
6.2	Public Statement Time .....	6
6.3	Petitions/Deputations/Presentations/Submissions.....	6
Item 7	Questions from Members without Notice .....	6
Item 8	Announcements by Presiding Member without Discussion .....	7
Item 9	Declarations of All Members to have Given Due Consideration to All Matters Contained in the Business Paper before the Meeting.....	7
Item 10	Confirmation of Minutes of Previous Meeting .....	8
Item 11	Reports of Officers.....	9
11.1	Chief Executive Officer .....	9
11.1.1	Integrated Planning and Reporting – March 2020.....	9
11.1.2	Application for Exploration Licence – No.70/5355-5356 on Various Lots/Reserves.....	11
11.2	Executive Manager Corporate & Community Services.....	14
11.2.1	Reconciliations – March 2020 .....	14
11.2.2	Accounts Due for Payment – March 2020.....	18
11.2.3	Monthly Financial Statements – March 2020 .....	20
11.2.4	Chief Executive Officer Authorisations and Reporting to Council.....	22
11.3	Economic Development Manager.....	25
11.4	Executive Manager Works & Assets.....	26
11.4.1	RAV Permit – QUBE Logistics .....	26
Item 12	Reports of Committees.....	29
Item 13	Motions of Which Previous Notice Has Been Given .....	29
Item 14	New Business of an Urgent Nature .....	29
Item 15	Matters for Which the Meeting May Be Closed (Confidential Items).....	30

15.1	Closure of the Meeting to the Public .....	30
15.2	Occupation of the Shire’s Non-Asset Based Aged Care Unit No. 6 ...	33
15.3	Extent of Rehabilitation required over portion Lot 511, White Avenue, Morawa .....	34
15.4	Reopening of the Meeting to the Public .....	35
Item 16	Closure .....	35
16.1	Date of Next Meeting.....	35
16.2	Closure .....	35

**Item 1 Opening of Meeting**

The President declared the meeting open at 5.34pm.

**Item 2 Acknowledgement of Traditional Owners and Dignitaries**

The President acknowledges the traditional custodians, the Yamatji people, and recognises the contribution of Yamatji elders past, present and future, in working together for the future of Morawa.

*This meeting is being recorded on audio tape and to assist with minute taking purposes. The public is reminded that in accordance with Section 6.16 of the Shire of Morawa Meeting Procedures Local Law 2012 that nobody shall use any visual or vocal recording device or instrument to record the proceedings of Council without the written permission of the presiding member.*

**Item 3 Recording of Attendance****3.1 Attendance (by teleconference)****Council**

President Councillor Karen Chappel (Presiding Member)  
Deputy President Councillor Dean Carslake  
Councillor Debbie Collins  
Councillor Yvette Harris  
Councillor Shirley Katona  
Councillor Ken Stokes

**Staff**

Acting Chief Executive Officer	Rob Paull
Executive Manager Corporate & Community Services	John van der Meer
Executive Manager Works & Assets	Paul Buist
Executive Assistant	Rondah Toms

**Members of the Public**

Due to National Cabinet's further limit of most indoor gatherings to 2 people, the Shire is not in a position to provide a public gallery for this Ordinary Meeting.

**3.2 Attendance by Telephone / Instantaneous Communications**

In accordance with section 14 of the *Local Government (Administration) Regulations 1996* "Meetings held by electronic means in public health emergency or state of emergency (Act s. 5.25(1)(ba))", the President to declare that this Special Meeting shall take place via instantaneous communication. All Councillors and staff are available via telephone (teleconference).

**3.3 Apologies**

Councillor Jane Coaker

**3.4 Approved Leave of Absence**

Nil

**3.5 Disclosure of Interests**

Acting Chief Executive Officer Robert Paull declared an Impartiality Interest in relation to Item 11.2.4 Chief Executive Officer Authorisations and Reporting to Council. The Item addresses matters concerning the role and function of the Acting Chief Executive Officer

**Item 4 Applications for Leave of Absence**

Nil

**Item 5 Response to Previous Questions**

Nil

**Item 6 Public Question Time**

*Important note:*

*'This meeting is being recorded on audio tape and to assist with minute taking purposes. The public is reminded that in accordance with Section 6.16 of the Shire of Morawa Meeting Procedures Local Law 2012 that nobody shall use any visual or vocal recording device or instrument to record the proceedings of Council without the written permission of the presiding member.*

*Members of the public are also reminded that in accordance with section 6.17(4) of the Shire of Morawa Meeting Procedures Local Law 2012 mobile telephones must be switched off and not used during the meeting.'*

**6.1 Public Question Time**

Nil

**6.2 Public Statement Time**

Nil

**6.3 Petitions/Deputations/Presentations/Submissions**

Nil

**Item 7 Questions from Members without Notice**

Nil

<b>Item 8</b>	<b>Announcements by Presiding Member without Discussion</b>
---------------	---

President's meetings for the month of March 2020.

Date	Meeting	Details of Meeting
3	SAC Meeting WALGA	Re State Agreement
4	State Council	WALGA
5	Local Government Advisory Board	Board Meeting
5	Minister Saffioti	Re State Agreement
6	MWDC	Board Meeting
9	Samille Mitchell - ABC	Interview
9	Thank a Volunteer	Welcome Function
12	NMEITA	Meeting
12	District Leadership Group	Meeting
12	Shire of Morawa	Briefing Session
16	Minister Templeman	COVID-19 Briefing
17	Australian Local Government Association	Board Dinner
18	Australian Local Government Association	Board Meeting
19	Shire of Morawa	Audit Committee Meeting
19	Shire of Morawa	Ordinary Council Meeting
20	Local Emergency Services (LEMC)	COVID-19 Meeting
20	Dr Adeiye, Shire of Perenjori, WACHS	Meeting
24	Desert Blue Connect	Board Meeting
27	Western Australia Local Government Association	Webinar
27	State Council	Special Meeting
31	Shire of Morawa	Briefing Session

<b>Item 9</b>	<b>Declarations of All Members to have Given Due Consideration to All Matters Contained in the Business Paper before the Meeting</b>
---------------	--

The Elected Members to declare that they have given due consideration to all matters contained in the agenda.

- President Councillor Karen Chappel
- Deputy President Councillor Dean Carslake
- Councillor Debbie Collins
- Councillor Shirley Katona
- Councillor Yvette Harris
- Councillor Ken Stokes

**Item 10 Confirmation of Minutes of Previous Meeting**

The Minutes of the 19 March 2020 Ordinary Council Meeting were provided under separate cover via email to all Councillors on 7 April 2020.

The Minutes of the 2 April 2020 Special Meeting of Council were provided under separate cover via email to all Councillors on 7 April 2020.

**OFFICER'S RECOMMENDATION/RESOLUTION**

**200406 Moved: Cr Collins Seconded: Cr Harris**

**That Council confirm that:**

- 1. the Minutes of the Ordinary Council Meeting held on 19 March 2020; and**
- 2. the Minutes of the Special Council Meeting held on 2 April 2020;**

**are a true and correct record.**

***CARRIED BY SIMPLE MAJORITY 6/0***

*Disclaimer*

*Members of the public are cautioned against taking any action on Council decisions, on items in this agenda in which they may have an interest, until formal notification in writing from the Shire has been received. Decisions made at this meeting can be revoked pursuant to the Local Government Act 1995.*



**Item 11 Reports of Officers****11.1 Chief Executive Officer****11.1.1 Integrated Planning and Reporting – March 2020**

**Author:** Acting Chief Executive Officer

**Authorising Officer:** Acting Chief Executive Officer

**Disclosure of Interest:** The Author/Authorising Officer declares that he does not have any conflicts of interest in relation to this item.

**OFFICER'S RECOMMENDATION/RESOLUTION**

**200407 Moved: Cr Carslake Seconded: Cr Stokes**

**That Council receive the Integrated Planning and Reporting (IPR) update for the month of March 2020.**

***CARRIED BY SIMPLE MAJORITY 6/0***

**PURPOSE**

All local governments are required to produce a plan for the future under S5.56(1) of the *Local Government Act 1995*. To ensure there is a regular and open flow of information between the Shire's administration, the Council and the community, the following monthly update is provided.

**DETAIL**

The information provided (*Attachment 1*) is generated from the Shire's IPR software Envisio. This informs Council and the community of the current outcomes relating to the objectives of the Shire's Strategic Community Plan 2018-2028 and the Corporate Business Plan 2018-2022.

**LEVEL OF SIGNIFICANCE**

Low significance - report is presented to Council for information purposes.

**CONSULTATION**

Nil

**LEGISLATION AND POLICY CONSIDERATIONS**

*Local Government Act 1995 S5.56 (1)*

*Local Government (Administration) Regulations 1996*

**Strategic Community Plan 2018 to 2028**

**Outcome 4.3** A local government that is respected, professional and accountable.

**FINANCIAL AND RESOURCES IMPLICATIONS**

Budgeted in the 2019/2020 financial year.

**RISK MANAGEMENT CONSIDERATIONS**

Nil

**CONCLUSION**

It is noted that the impact of COVID-19 and the length of time the virus will affect Shire operations will have a corresponding impact on the ability of the Shire to achieve outcomes relating to the objectives of the Shire's Strategic Community Plan 2018-2028 and the Corporate Business Plan 2018-2022. Irrespective, Council is requested to receive the IPR update (*Attachment 1*).

**ATTACHMENTS**

*Attachment 1* – 11.1.1 IPR March 2020

**11.1.2 Application for Exploration Licence – No.70/5355-5356 on Various Lots/Reserves.**

**Author:** Planning Officer

**Authorising Officer:** Acting Chief Executive Officer

**Disclosure of Interest:** The Author and Authorising Officer declare that they do not have any conflicts of interest in relation to this item.

---

**OFFICER'S RECOMMENDATION/RESOLUTION**

**200408 Moved: Cr Collins Seconded: Cr Carslake**

That with respect to Application for Exploration Licence – No.70/5355-5356 on various lots and reserves, Council:

1. Raise no objection in principle to the Application subject to the following conditions:-
  - a. That dust suppression is carried out so that others are not adversely affected;
  - b. That any saline ground water found is contained by pumping it into a water trailer and disposed of through normal mining practices under the terms of the company's mining conditions;
  - c. Any ground water that escapes onto the ground around the drill site is to be banded so that it does not spread;
  - d. All plastic bags used for soil samples are to be removed from the site and disposed of in a suitable manner;
  - e. All rubbish is to be disposed of in the appropriate manner;
  - f. A firefighting unit is to be available at all times, and drilling is to cease if a total fire and harvest ban is called;
  - g. No drill holes are to extend under any public roadways or interfere with road drainage;
  - h. All drill holes are to be capped as soon as possible/practical after drilling; and
  - i. No drilling is to occur within any Shire gravel pits.

***CARRIED BY SIMPLE MAJORITY 6/0***

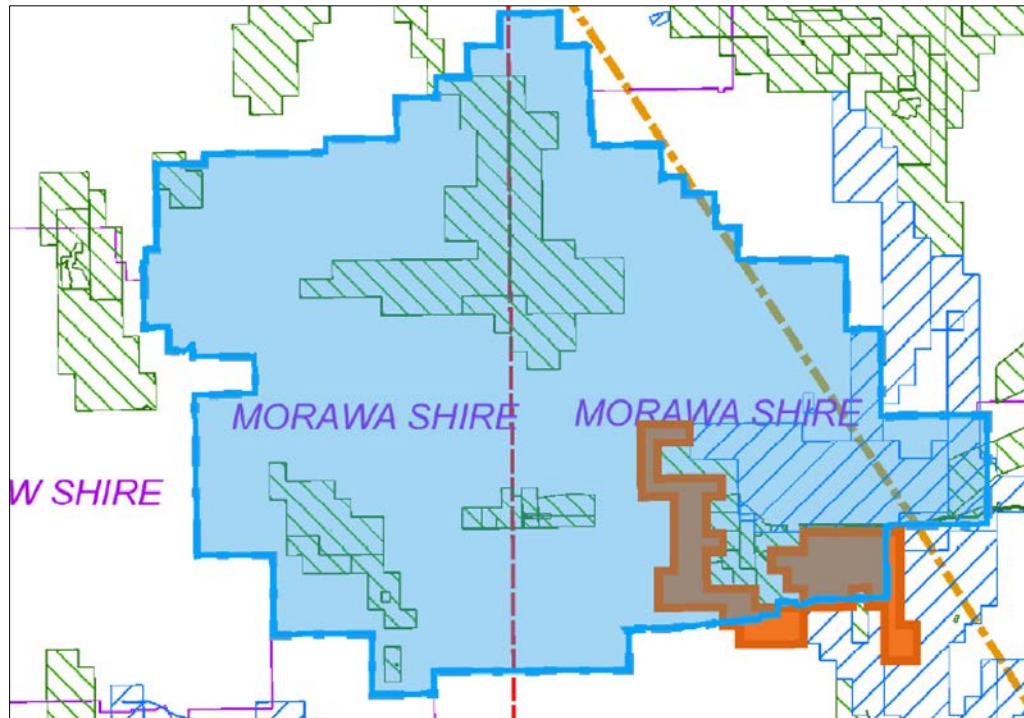
---

**PURPOSE**

This report seeks Council's consideration in relation to an application for an exploration licence over various lots that has been submitted on behalf of CGM (WA) Pty Ltd, (which is a subsidiary of Chalice Gold Mines Ltd) by McMahon Mining Title Services Pty Ltd.

## DETAIL

Council has received notice of an application for an exploration licence from McMahon Mining Title Services Pty Ltd for a mining exploration licence over various lots located generally between Koolanooka and Bowgada within the Shire of Morawa.



The land subject to the application is a combination of privately-owned land and State reserves. A copy of the application is included as *Attachment 1*.

Where Council believes there are good grounds to raise an objection to the application, an objection may be lodged to the application with the Mining Registrar within 21 days of being served the Notice (before 21 April 2020). In relation to the matter before Council, the Shire is not aware of any such grounds to raise an objection to the application.

Under Sections 23 to 26 of the *Mining Act 1978*, mining may be carried out on certain classes of land with the written consent of the Minister for Mines and Petroleum. The *Mining Act 1978* and its associated Regulations sets out the process for a variety of licences and lease types, including requirements for mineral exploration. A guideline summary of exploration licences from Department of Mines and Petroleum documentation is provided as follows:

### **12. Exploration Licence**

- On 28 June 1991 a graticular boundary (or block) system was introduced for Exploration Licences.
- The minimum size of an Exploration Licence is one block, and the maximum size is 70 blocks, except in areas not designated as mineralised areas, where the maximum size is 200 blocks.
- An Exploration Licence is not marked out.
- An application may be made at any Mining Registrar's office (see Appendix A); or lodged electronically via the department's website using MTO.
- An application fee and rental is payable (Note: the fee/rental is to the State of WA).

- *There is no limit to the number of licences a person or company may hold but a security (\$5,000) is required in respect of each licence.*
- *Term and Compulsory Surrender:*
  - *For licences applied for prior to 10 February 2006, the term is five years plus two possible extensions of two years and further periods of one year thereafter. At the end of both the third and fourth year of its term, the licensee is required to surrender 50 per cent of the licence.*
  - *For licences applied after 10 February 2006, the term is five years plus possible extension of five years and further periods of two years thereafter, 40 per cent of ground to be surrendered at the end of year six.*
- *The holder of an Exploration Licence may in accordance with the licence conditions, extract or disturb up to 1000 tonnes of material from the ground, including overburden, and the Minister may approve extraction of larger tonnages.*

Source: – Exploration Licence Guidelines from DMP Mining Act Guidelines Basic Provisions.

An exploration licence remains in force for a period of 5 years although this can be extended by the Minister for Mines and Petroleum.

## **LEVEL OF SIGNIFICANCE**

Low significance – response required to be lodged at the mining register’s office on or before 21 April 2020.

## **CONSULTATION**

Acting Chief Executive Officer

## **LEGISLATION AND POLICY CONSIDERATIONS**

*Mining Act 1978*

There are no known policy implications in relation to this item.

## **FINANCIAL AND RESOURCES IMPLICATIONS**

There are no known financial implications in relation to this item.

## **RISK MANAGEMENT CONSIDERATIONS**

There are no known risk management implications in relation to this item.

## **CONCLUSION**

That subject to conditions that address protecting the local amenity and Shire road reserves, it is considered appropriate that Council raise no objection to the Application for Exploration Licence – No. 70/5355-5356 by McMahon Mining Title Services Pty Ltd.

## **ATTACHMENTS**

*Attachment 1 – 11.1.2 – Application for Exploration Licence*

## 11.2 Executive Manager Corporate & Community Services

### 11.2.1 Reconciliations – March 2020

**Author:** Senior Finance Officer

**Authorising Officer:** Executive Manager Corporate & Community Services

**Disclosure of Interest:** The Author and Authorising Officer declare that they do not have any conflicts of interest in relation to this item.

---

### RESOLUTION

**200409 Moved: Cr Stokes                      Seconded: Cr Carslake**

**That items 11.2.1, 11.2.2 and 11.2.3 are moved en bloc.**

***CARRIED BY SIMPLE MAJORITY 6/0***

---

### OFFICER'S RECOMMENDATION/RESOLUTION – *carried en bloc.*

**That with respect to Reconciliations – March 2020, Council:**

- 1. Receive the bank reconciliation report for 31 March 2020.**
- 2. Resolve that Report Confidential Attachment 1 is confidential in accordance with s5.23 (2) of the Local Government Act 1995 because it deals with matters affecting s5.23 (2) (e);**
  - (ii) information that has a commercial value to a person; or***
  - (iii) information about the business, professional, commercial or financial affairs of a person.***
- 3. Note the contents of Attachment 1.**

---

### PURPOSE

Section 34 (1) (a) of the *Local Government (Financial Management) Regulation 1996* state that a local government must prepare financial statements on a monthly basis.

### DETAIL

The information provided is obtained from the bank reconciliations carried out for Municipal, Reserves and Bonds & Deposits Bank accounts to ensure all transactions have been accounted for.

Please note that as shown in Confidential *Attachment 1*, March 2020 has seen several changes to the Bank Accounts. The Money Market product/team was discontinued as per 31 March 2020. Council had the Reserve Account and three term deposits with the Money Market team. The discontinuation means that the account and term deposits have been transferred to the Online Business Banking team.

## LEVEL OF SIGNIFICANCE

Low significance - report is presented to Council for information purposes only.

## CONSULTATION

Chief Executive officer  
Executive Manager Corporate & Community Services

## LEGISLATION AND POLICY CONSIDERATIONS

*Local Government Act 1995 and Local Government (Financial Management) Regulations 1996.*

- Section 3 – Finance 3.11 Risk Management Controls
- Section 3 – Finance 3.4.3 Investment Policy – Delegated Authority

Strategic Community Plan 2018-2028

**Outcome 4.3** A local government that is respected, professional and accountable.

## FINANCIAL AND RESOURCES IMPLICATIONS

As presented to Council.

## RISK MANAGEMENT CONSIDERATIONS

As per Policy Section 3 – Finance 3.11 Risk Management Controls

## CONCLUSION

The Shire of Morawa's financial position is as follows:

### **Bank Balances as at 31 March 2020**

Account	2020
Municipal Account	\$1,214,013.25
Bonds & Deposits Account	\$22,572.73
Money Market at Call (Reserve) Account	\$3,488,399.88
Reserve Term Deposit (Community Development)	\$500,000.00
Reserve Term Deposit (Future Funds 1)	\$800,000.00
Reserve Term Deposit (Future Funds 2)	\$800,000.00

**Bank Reconciliation Balances**

The Bank Reconciliation Balances for 31 March 2020 with a comparison for 31 March 2019 is as follows:

<b>Account</b>	<b>2019</b>	<b>2020</b>
Municipal Account	\$1,080,251.51	\$1,214,013.25
Bonds & Deposits Account	\$20,824.61	\$22,572.73
Reserve Account	\$5,715,225.78	\$5,588,399.88

**Reserve Account**

The Reserve Funds of \$5,588,399.88 as at 31 March 2020 were invested in:

- Bank of Western Australia \$3,488,399.88 in the Reserve TelenetSaver Account
- Term Deposit (Future Funds 1) \$800,000.00
- Term Deposit (Future Funds 2) \$800,000.00
- Term Deposit (Community Development Fund) \$500,000.00

Breakdown for March 2020 with a comparison for March 2019 is as follows:

	<b>March 2019</b>	<b>March 2020</b>
Leave Reserve	\$211,748.75	\$219,920.96
Swimming Pool Reserve	\$20,236.63	\$40,657.75
Plant Reserve	\$1,027,631.64	\$838,653.78
Building Reserve	\$122,523.08	\$94,159.90
Economic Development Reserve	\$111,834.22	\$113,493.66
Sewerage Reserve	\$221,305.16	\$247,526.73
Unspent Grants and Contributions Reserve	\$26,725.32	\$0.00
Community Development Reserve	\$1,235,929.01	\$1,253,300.13
Morawa Future Funds Reserve	\$2,130,266.31	\$2,070,784.73
Morawa Community Future Funds Reserve	\$197,583.90	\$274,291.76
Refuse Transfer Station Reserve	\$27.21	\$0.00
Aged Care Units Reserve Units 6 - 9	\$9,342.41	\$9,481.04
Aged Care Units Reserve Units 1 - 4	\$69,534.54	\$70,566.33
Aged Care Units Reserve Unit 5	\$55,819.16	\$56,647.44



	March 2019	March 2020
Business Units Reserve	\$104,092.74	\$125,758.14
Legal Fees Reserve	\$25,702.26	\$26,083.65
Road Reserve	\$144,923.44	\$147,073.88
<b>TOTAL</b>	<b>\$5,715,225.78</b>	<b>\$5,588,399.88</b>

**Transfer of Funds**

Nil

**Investment Transfers**

- \$800,000.00 from Future Funds to Term Deposit Future Funds 1 for 6 days @ 0.25% interest – Matures 1 April 2020
- \$800,000.00 from Future Funds to Term Deposit Future Funds 2 for 6 days @ 0.25% interest – Matures 1 April 2020
- \$500,000.00 from Community Development Fund to Term Deposit Community Development Fund for 6 days @ 0.25% interest – Matures 1 April 2020

The three term Deposits have been reinvested in accordance with the Investment Policy as per 1 April 2020 @ 1.25% per annum via the Online Business Banking team.

**ATTACHMENT**

*Attachment 1 – 11.2.1 Memo regarding the set-up of Bank Accounts and TDs (Confidential)*

**11.2.2 Accounts Due for Payment – March 2020**

**Author:** Senior Finance Officer

**Authorising Officer:** Executive Manager Corporate & Community Services

**Disclosure of Interest:** The Author and Authorising Officer declare that they do not have any conflicts of interest in relation to this item.

---

**OFFICER'S RECOMMENDATION/RESOLUTION – *carried en bloc.***

That Council endorses the list of accounts paid by the Chief Executive Officer under delegated authority, represented by:

- **Municipal EFT Payment Numbers EFT12913 to EFT13014, amounting to \$179,474.05**
- **Municipal Cheque Payment Numbers 11993 to 11994 and 32 amounting to \$45,716.32**
- **Municipal Direct Debit Payment Numbers DD6859.1 to DD6934.1 amounting to \$46,742.97**
- **Payroll for March 2020**  
**04/03/2020 - \$60,049.75**  
**18/03/2020 - \$49,150.09**
- **Credit Card Payment for March 2020**  
**\$1,622.25**

---

**PURPOSE**

A list of accounts is attached for Council's consideration in relation to all Shire payments made for the month of March 2020.

**DETAIL**

*Local Government (Financial Management) Regulations 1996 – Reg 13.*

On 20 June 2019, Council delegated the Chief Executive Officer (CEO) to make payments from the municipal fund or the trust fund as required. A list of all accounts paid by the CEO is to be prepared each month showing all accounts paid since the last list was prepared.

**LEVEL OF SIGNIFICANCE**

Low significance - report is presented to Council for information purposes only.

## CONSULTATION

Chief Executive Officer  
Executive Manage Corporate and Community Services

## LEGISLATION AND POLICY CONSIDERATIONS

*Local Government (Financial Management) Regulations 1996 – Reg 13*

Strategic Community Plan 2018-2028

**Outcome 4.3** A local government that is respected, professional and accountable.

Use of Corporate Credit Cards Policy (Section 3)

## FINANCIAL AND RESOURCES IMPLICATIONS

As per *Attachment 1*

## RISK MANAGEMENT CONSIDERATIONS

As per Policy Section 3 – Finance 3.11 Risk Management Controls

## CONCLUSION

Council is requested to endorse the list of accounts paid by the Chief Executive Officer as provided in ***Attachment 1***.

## ATTACHMENTS

*Attachment 1* – 11.2.2 List of accounts due and submitted

**11.2.3 Monthly Financial Statements – March 2020**

**Author:** Senior Finance Officer

**Authorising Officer:** Executive Manager Corporate & Community Services

**Disclosure of Interest:** The Author and Authorising Officer declare that they do not have any conflicts of interest in relation to this item.

---

**OFFICER'S RECOMMENDATION/RESOLUTION – *carried en bloc.***

**That Council receive the Statement of Financial Activity for the period ending 31 March 2020.**

---

**PURPOSE**

Regulation 34(1) (a) of the *Local Government (Financial Management) Regulations 1996* requires that a local government must prepare monthly financial statements for Council. The Monthly Financial Activity Report and Schedules are provided for Council's consideration.

**DETAIL**

As per the *Local Government (Financial Management) Regulations 1996*, a monthly statement of financial activity report on the sources and application of funds, as set out in the annual budget has the following details:

- Annual budget estimates.
- Operating revenue, operating income and all other income and expenses.
- Any significant variations between year to date income and expenditure and the relevant budget provisions to the end of the reporting period.
- Identification of any significant areas where activities are not in accordance with budget estimates for the relevant reporting period.
- Provision of likely financial projections for those highlighted significant variations and their effect on the end of year result.
- Inclusion of an operating statement.
- Any other supporting notes as required.

**LEVEL OF SIGNIFICANCE**

Low significance - report is presented to Council for information purposes only.

**CONSULTATION**

Chief Executive Officer  
Executive Manager Corporate & Community Services

**LEGISLATION AND POLICY CONSIDERATIONS**

*Local Government (Financial Management) Regulations 1996*

Strategic Community Plan 2018-2028

**Outcome 4.3** A local government that is respected, professional and accountable.

## **FINANCIAL AND RESOURCES IMPLICATIONS**

As presented

## **RISK MANAGEMENT CONSIDERATIONS**

There are no perceived risks associated with the report.

## **CONCLUSION**

This report is based on the 2019/20 Budget adopted by Council on 18 July 2019 along with the March 2020 Budget Review.

The report contains the budget amounts, actual amounts of expenditure, revenue and income to the end of the month.

It shows the material differences between the adopted budget, amended budget and actual amounts for the purpose of keeping Council abreast of the current financial position and the variances are explained under Note 2 of the report.

## **ATTACHMENTS**

*Attachment 1* – 11.2.3 March 2020 Schedules 2 - 14

*Attachment 2* – 11.2.3 March 2020 Monthly Financial Activity Report

**11.2.4 Chief Executive Officer Authorisations and Reporting to Council**

**Author:** Senior Finance Officer

**Authorising Officer:** Executive Manager Corporate and Community Services

**Disclosure of Interest:** The Author and Authorising Officer declare that they do not have any conflicts of interest in relation to this item.

---

Acting Chief Executive Officer Robert Paull declared an Impartiality interest in Item 11.2.4.

---

**OFFICER'S RECOMMENDATION/RESOLUTION**

**200410 Moved: Cr Stokes Seconded: Cr Carslake**

**That with respect to the Chief Executive Officer Authorisations and Reporting to Council:**

- 1. Council receive the information presented to this meeting of the time worked by the Chief Executive Officer between 5 March and 9 April 2020 and acknowledges that the time worked is in accordance with the Chief Executive Officer's Letter of Appointment.**
- 2. Council receive the information presented to this meeting that the Chief Executive Officer did not take leave between 5 March and 9 April 2020 and is not seeking leave before the Ordinary Council meeting to be held on 21 May 2020.**
- 3. Council receive the information presented to this meeting of the credit card transactions made by the Chief Executive Officer using his corporate credit card for March 2020 and acknowledges that the payments have been incurred in accordance with the Shire's procurement policy and Credit Card Agreement.**
- 4. Council receive the information presented to this meeting of no reimbursement applications made by the Chief Executive Officer in March 2020.**

***CARRIED BY SIMPLE MAJORITY 6/0***

---

**PURPOSE**

The purpose of this agenda item is to report to Council on Acting Chief Executive Officer (CEO) leave applications, use of the corporate credit card and the reimbursement of CEO expense applications.

**DETAIL**

Due to the position held by the CEO, there is no other individual person authorised under the *Local Government Act 1995* (the Act) to approve or authorise the CEO's leave applications, use of the corporate credit card and the reimbursement of CEO expense applications. These functions can only be approved by Council resolution.

### Leave Taken

This report covers leave taken by the CEO for the period between 5 March and 9 April 2020 for the CEO. No leave was taken for this period.

### Leave Sought

This report covers the period the period between 17 April and 21 May 2020 (date of the May Ordinary Council Meeting). The CEO is not seeking to take any leave during this period.

### Reimbursement Applications

This report covers March 2020. No reimbursements were claimed during this period.

### Corporate Credit Card

This report covers February and March 2020 credit card statements. The CEO was issued with his corporate credit card on 18 February 2020.

### LEVEL OF SIGNIFICANCE

Low significance - report is presented to Council for information purposes.

### CONSULTATION

Nil

### LEGISLATION AND POLICY CONSIDERATIONS

Section 2.7 of the *Local Government Act 1995* states:

*“Role of council*

*(1) The council —*

*(a) governs the local government’s affairs; and*

*(b) is responsible for the performance of the local government’s functions.*

*(2) Without limiting subsection (1), the council is to —*

*(a) oversee the allocation of the local government’s finances and resources;*  
*and*

*(b) determine the local government’s policies.”*

Strategic Community Plan 2018-2028

**Outcome 4.3** A local government that is respected, professional and accountable.

Shire of Morawa Policies

- CEO Leave Authorisations and Other Approvals Policy
- Use of Corporate Credit Cards Policy

**FINANCIAL AND RESOURCES IMPLICATIONS**

There are no known financial or resource implications for this matter.

**RISK MANAGEMENT CONSIDERATIONS**

There are no perceived risks associated with the report.

**CONCLUSION**

That Council receive the information contained in this report addressing the CEO's:

- leave of any type;
- additional hours worked and claimed;
- corporate credit card expenses; and
- work related expenses/reimbursements.

**ATTACHMENTS**

*Attachment 1 – 11.2.4 CEO's Timesheets*



### **11.3 Economic Development Manager**

There are no Reports from the Economic Development Manager

## 11.4 Executive Manager Works & Assets

### 11.4.1 RAV Permit – QUBE Logistics

**Author:** Executive Manager Works and Assets

**Authorising Officer:** Chief Executive Officer

**Disclosure of Interest:** The Author and Authorising Officer declare that they do not have any conflicts of interest in relation to this item.

#### OFFICER'S RECOMMENDATION/RESOLUTION

200411 Moved: Cr Carslake Seconded: Cr Harris

That with respect to RAV Permit – QUBE Logistics, Council:

1. Approve a Restricted Access Vehicle (RAV) 7 Network Class 2/3 Permit for QUBE Logistics to operate combinations up to 36.5 metres to operate in the Shire of Morawa on the Morawa-Yalgoo Road from Wubin-Mullewa Road to the Shire of Yalgoo boundary, subject to compliance with Main Roads WA specifications and the following conditions:

**Standard Conditions of Use:**

- a) Maximum speed unsealed roads 60kms/hr or 10kms/hr less than designated signage;
- b) Maximum speed sealed roads 90kms/hr or 10kms/hr less than designated signage;
- c) Maximum speed of 40kms/hr in built up areas including the Morawa Town site;
- d) Only approved routes will be permitted in the Morawa Town site;
- e) Reduce speed to 60kms/hr and moving over to give way to oncoming traffic;
- f) Headlights on at all times;
- g) Removing dust from tyres rims when entering sealed roads;
- h) Compliance with maximum gross weight limits;
- i) Vehicle length not to exceed 36.5 metres;
- j) No operation after a heavy rain fall event;
- k) No operation during school bus routes drop off and pick up times (7.00am to 8.30am and 3.00pm to 5.00pm school days ;)
- l) Signage warning of oversized vehicle be in operation are placed at entry and egress points unless already in place;
- m) Vehicle to be operated as required by the Mains Roads Class 2/3 RAV permit;
- n) Entries to properties being serviced by the permit holder must be constructed for safety and to prevent damage to sealed edges and road verges. Approval may be withdrawn if damage occurs and is not repaired to the satisfaction of the Council's representative;

- o) Condition CA07 All operators must carry written approval from the Local Government authority permitting use of the roads.
2. Approve the Permit for the period 1 June 2020 to 31 May 2021:
- i. with Shire of Morawa staff reviewing operations and road conditions on a regular basis (minimum of 6 monthly review); and
  - ii. subject to the review of operations and road conditions, this approval may be withdrawn by the Shire of Morawa at any time.
3. Note that should the applicant seek to continue operations beyond 31 May 2021 it is recommended they reapply for new approval/s prior to the expiry of this permit.
4. Note that the applicant must seek Main Roads approval for all RAV network permits.

***CARRIED BY SIMPLE MAJORITY 6/0***

---

## PURPOSE

QUBE Logistics (Applicant) is seeking further approval for a Road Access Vehicle (RAV) Permit for the period 1 June 2020 to 31 May 2021 to operate heavy vehicle combinations of up to 36.5 metres on the Morawa-Yalgoo Road from Wubin Mullewa Road to the Shire of Yalgoo boundary. Under Main Roads Western Australia (WA) RAV networks conditions, there is a need to seek approval by users to travel on roads controlled by the Shire of Morawa.

## DETAIL

The Morawa Yalgoo Road from Wubin Mullewa Road to the Shire of Yalgoo boundary has been designated conditional RAV 7, requiring Council consent to operate heavy vehicle combinations on that section of road. Permission for QUBE Logistics to operate RAV 7 network vehicles on the Morawa-Yalgoo Road have been approved by Council since June 2018. The most recent approval was issued by Council in May 2019 (Resolution No. 190507).

These permits have allowed QUBE Logistics to operate a number of heavy vehicles on the Morawa-Yalgoo Road to the boundary with the Shire of Yalgoo, being one vehicle movement per day. The trucks cart goods between Mildura (VIC) and Perth (WA) and operate towing semi-trailers between 27.5 and 36.5 metres in length.

The Applicant has advised that the 2019 “Report on Transporting Copper Concentrate” (**Attachment 1**) and “Journey Management Plan” remain the same without alteration (**Attachment 2**).

Main Roads WA conditions established are as follows for Morawa-Yalgoo Road:

- A current written approval from Local Government, permitting use of the road must be carried and produced on demand.
- Speed conditions – 10km below posted speed limit.
- Not to operate during school bus run times.

The Shire has viewed the Review of the Condition of the Morawa-Yalgoo Road (**Attachment 3**), with the previous review (**Attachment 4**).

### **LEVEL OF SIGNIFICANCE**

Low – No complaints have been received by the Shire during the period the Applicant has been using the Morawa-Yalgoo Road.

The Shire is aware of one road incident during the current Permit period involving a QUBE Logistics vehicle, however this was addressed by the company and no repeat incidents have occurred. The Shire is not aware of any road accidents involving QUBE Logistics vehicles on the section of road.

### **CONSULTATION**

Chief Executive Officer  
Mr Mark Dominish (QUBE Logistics)

### **LEGISLATION AND POLICY CONSIDERATIONS**

*Local Government Act 1995*  
*Road Traffic Act 1972*  
*Road Traffic (Vehicles) Act 2012*  
*Road Traffic (Vehicle Standards) Regulations 2002*  
*Main Roads Act 1930*

### **FINANCIAL AND RESOURCES IMPLICATIONS**

There are no known financial and resource implications associated with this report.

### **RISK MANAGEMENT CONSIDERATIONS**

Low to Medium. The main risk relates to increased road maintenance costs.

### **CONCLUSION**

As with previous Council approvals, subject to travel being restricted on the Morawa-Yalgoo Road between the hours of 7:00am to 8:30am and 3:00pm to 5:00pm Monday to Friday during school bus route runs, further approval is considered acceptable.

### **ATTACHMENTS**

*Attachment 1* – 11.4.1 Report on Transporting Copper Concentrate  
*Attachment 2* – 11.4.1 Journey Management Plan  
*Attachment 3* – 11.4.1 Review of the condition of the Morawa-Yalgoo Road report dated 2 April 2020  
*Attachment 4* – 11.4.1 Review of the condition of the Morawa-Yalgoo Road report dated 1 May 2019 (as a comparison component).

**Item 12 Reports of Committees****The Audit Committee Meeting held 16 April 2020**

**Author:** Acting Chief Executive Officer

**Authorising Officer:** Acting Chief Executive Officer

**Disclosure of Interest:** The Author/Authorising Officer declares that he does not have any conflicts of interest in relation to this item.

---

**OFFICER'S RECOMMENDATION/RESOLUTION**

**200412 Moved: Cr Stokes Seconded: Cr Katona**

**That Council receive the Unconfirmed Minutes of the Audit Committee Meeting held on 16 April 2020 (ATTACHMENT 1 – to be provided under separate cover).**

**RECOMMENDATION OF COMMITTEE/RESOLUTION**

**200413 Moved: Cr Stokes Seconded: Cr Katona**

**That Council accepts the recommendations of the Audit Committee as resolved at the meeting held 16 April 2020**

***CARRIED BY SIMPLE MAJORITY 6/0***

**Item 13 Motions of Which Previous Notice Has Been Given**

Nil

**Item 14 New Business of an Urgent Nature**

Nil

**Item 15 Matters for Which the Meeting May Be Closed (Confidential Items)****15.1 Closure of the Meeting to the Public**

**Author:** Acting Chief Executive Officer

**Authorising Officer:** Acting Chief Executive Officer

**Disclosure of Interest:** The Author/Authorising Officer declare that they do not have any conflicts of interest in relation to this item.

**OFFICER'S RECOMMENDATION/RESOLUTION**

**200414 Moved: Cr Stokes Seconded: Cr Carslake**

That Council closes the meeting to the public under section 5.23 (2) c) and e (ii) of the *Local Government Act 1995* and the *Shire of Morawa Standing Orders Local Law 2011 s 6.2 (2)* so that it can consider occupation of the Shire's Non-Asset Based Aged Care Unit No. 6; and extent of rehabilitation required over portion Lot 511, White Avenue, Morawa.

**CARRIED BY SIMPLE MAJORITY 6/0**

**PURPOSE**

This item seeks Council's approval under s5.23 (2) (e) of the *Local Government Act 1995* to move into camera or closed session to consider two confidential matters:

- Occupation of the Shire's Non-Asset Based Aged Care Unit No. 6; and
- Extent of Rehabilitation required over portion Lot 511, White Avenue, Morawa.

**DETAIL**

In item 15.2 Council will be presented with a recommendation to allow occupation of the Shire's Non-Asset Based Aged Care Unit No. 6 prior to the adoption of a Council policy.

In Item 15.23, Council will be presented with a recommendation to address the extent of clearing and rehabilitation required for portion Lot 511, along with authorising the Chief Executive Officer to allow additional time for the Lessee to undertake the works.

**LEVEL OF SIGNIFICANCE**

High – Confidential Items

**CONSULTATION**

All Councillors  
Executive Manager Works and Assets  
Executive Manager Corporate and Community Services

**LEGISLATION AND POLICY CONSIDERATIONS*****Local Government Act 1995***

Under section 5.23 (2) of the *Local Government Act 1995*, part of a council meeting may be closed, if the meeting deals with any of the following:

- (a) *a matter affecting an employee or employees;*
- (b) *the personal affairs of any person;*
- (c) *a contract entered into, or which may be entered into, by the local government and which relates to a matter to be discussed at the meeting;*
- (d) *legal advice obtained, or which may be obtained, by the local government and which relates to a matter to be discussed at the meeting;*
- (e) *a matter that if disclosed, would reveal —*
  - (i) *a trade secret;*
  - (ii) *information that has a commercial value to a person;*
  - (iii) *information about the business, professional, commercial or financial affairs of a person, where the trade secret or information is held by, or is about, a person other than the local government;*
- (f) *a matter that if disclosed, could be reasonably expected to —*
  - (i) *impair the effectiveness of any lawful method or procedure for preventing, detecting, investigating or dealing with any contravention or possible contravention of the law;*
  - (ii) *endanger the security of the local government’s property;*
  - (iii) *prejudice the maintenance or enforcement of a lawful measure for protecting public safety;*
- (g) *information which is the subject of a direction given under section 23(1a) of the Parliamentary Commissioner Act 1971; and*
- (h) *such other matters as may be prescribed.*

***Shire of Morawa Standing Orders Local Law 2011***

The key parts include:

6.2 (1) *The CEO may recommend that part of the meeting is closed.*

6.2 (2) *The Council may decide to close a meeting or part of a meeting.*

6.2 (3) *The presiding member is to direct everyone to leave the meeting except, members, the CEO and any officer specified.*

6.2 (5) *Clause 8.9 (re speaking twice)*

6.2 (7) *The presiding member is to ensure any resolution of the Council made while the meeting was closed is to read out including a vote of a member.*

**FINANCIAL AND RESOURCES IMPLICATIONS**

Any known financial implications are addressed in the respective reports.

**RISK MANAGEMENT CONSIDERATIONS**

There are no known risk management considerations.

**CONCLUSION**

That Council closes the meeting to the public under section 5.23 (2) (e) of the *Local Government Act 1995* and the *Shire of Morawa Standing Orders Local Law 2011 s 6.2 (2)* so that it can consider a report addressing a request to review of Federal drought funding for low rainfall local government areas.

**ATTACHMENTS**

Nil



**15.2 Occupation of the Shire's Non-Asset Based Aged Care Unit No. 6**

**Author:** Executive Manager Corporate and Community Services

**Authorising Officer:** Acting Chief Executive Officer

**Disclosure of Interest:** The Author and Authorising Officer declare that they do not have any conflicts of interest in relation to this item.

---

**OFFICER'S RECOMMENDATION/RESOLUTION**

**200415 Moved: Cr Carslake Seconded: Cr Harris**

**That with respect to the occupation of the Shire's Non-Asset Based Aged Care Unit No. 6, Council:**

- 1. Authorise the Chief Executive Officer to permit occupation of Unit No. 6 on the basis of the Letter of Intent as outlined in this report.**

***CARRIED BY SIMPLE MAJORITY 6/0***

---



**15.4 Reopening of the Meeting to the Public**

**OFFICER’S RECOMMENDATION/RESOLUTION**

200417 Moved: Cr Collins                      Seconded: Cr Carslake

That Council reopens the meeting to the public.

*CARRIED BY SIMPLE MAJORITY 6/0*

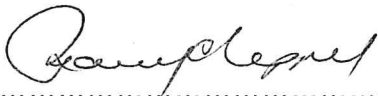
**Item 16 Closure**

**16.1 Date of Next Meeting**

The next ordinary meeting of Council will be held on Thursday, 21 May 2020 commencing at 5.30pm.

**16.2 Closure**

There being no further business, the President to declare the meeting closed at 5.43pm.



..... Presiding Member



# **ATTACHMENTS**

## **ORDINARY MEETING OF COUNCIL**

held on

**Thursday, 16 April 2020**



**Attachments****TABLE OF CONTENTS**

11.1.1 – Attachment 1, Integrated Planning Report for March 2020 .....	3
11.1.2 – Attachment 1, Application for Exploration Licence .....	10
11.2.2 – Attachment 1, List of Accounts Due and Submitted March 2020 .....	15
11.2.3 – Attachment 1, March 2020 Schedules 2 - 14.....	26
11.2.3 – Attachment 2, March 2020 Monthly Financial Activity Report .....	92
11.2.4 – Attachment 1, CEO’s Timesheets.....	116
11.4.1 – Attachment 1, Report on Transporting Copper Concentrate.....	118
11.4.1 – Attachment 2, Journey Management Plan.....	126
11.4.1 – Attachment 3, Review of condition of the Morawa-Yalgoo Rd, dated 02 April 2020.....	133
11.4.1 – Attachment 4, Review of condition of the Morawa-Yalgoo Rd, dated 01 May 2019 .....	134

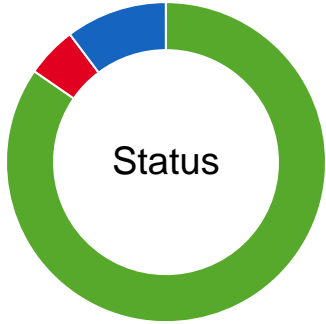


# Shire of Morawa - full monthly report

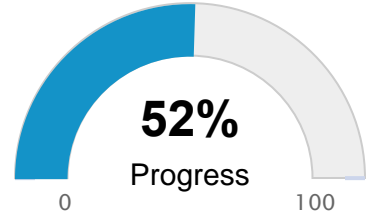
Report Created On: Apr 05, 2020

<b>23</b> Strategy	<b>39</b> Action
-----------------------	---------------------

## Overall Summary



	%
● On Track	84.62
● Major Disruption	5.13
● Completed	10.26








11.1.1 – Attachment 1

**Strategy 1.1.1**

Progress 55%

Owner: Ellie Cuthbert



● On Track

%	#
100.0	1


Action: 1

Make land available for commercial and industrial uses, including the progression of stage 1 industrial area. Source cross-references: Shire of Morawa Strategic Community Plan 2018-2028 Reference #1.1.1; Shire of Morawa Corpora...

**Strategy 1.2.1**

Progress 55%

Owner: Ellie Cuthbert



● On Track

%	#
100.0	1


Action: 1

Continue to liaise with CBH to upgrade and extend grain handling and storage facilities. Source cross-references: Shire of Morawa Strategic Community Plan 2018-2028 Reference #1.2.1; Shire of Morawa Corporate Business Plan 2018...

**Strategy 1.2.2**

Progress 30%

Owner: Ellie Cuthbert



● On Track

%	#
100.0	1


Action: 1

Promote Morawa as an attractive place to live and work with appropriate promotional videos suitable for different platforms, including social networking. Source cross-references: Shire of Morawa Strategic Community Plan 2018-20...

**Strategy 1.2.3**

Progress 45%

Owner: Ellie Cuthbert



● On Track

%	#
100.0	2


Action: 3

Continue to support development of the tourism industry - such as Bike Trails. Source cross-references: Shire of Morawa Strategic Community Plan 2018-2028 Reference #1.2.4; Shire of Morawa Corporate Business Plan 2018-2022 Refe...

**Strategy 1.2.5**

Progress 71%

Owner: Ellie Cuthbert



● On Track

%	#
100.0	2


Action: 2

Develop a Shire based Economic Development Strategy aligned with NMEDS and Regional BluePrint, supporting the Regen Morawa plan. Source cross-references: Shire of Morawa Strategic Community Plan 2018-2028 Reference #1.2.8; Shir...

**Strategy 1.2.6**

Progress 41%

Owner: Ellie Cuthbert



● On Track

%	#
100.0	1

Action: 1


Explore any new initiatives from Morawa Regeneration Project. Source cross-references: Shire of Morawa Strategic Community Plan 2018-2028 Reference #1.2.7 Shire of Morawa Corporate Business Plan 2018-2022 Reference # 1.2.8. Key...

11.1.1 – Attachment 1

**Strategy 1.2.7**

Progress 85%

Owner: Ellie Cuthbert



● On Track

%	#
100.0	1


Action: 2

Continue to Support the Morawa Visitors Information Centre.  
 Source cross-references: Shire of Morawa Strategic Community Plan 2018-2028 Reference #1.2.10; Shire of Morawa Corporate Business Plan 2018-2022 Reference # 1.2.\*9. Ke...

**Strategy 1.2.8**

Progress 52%

Owner: Ellie Cuthbert



● On Track

%	#
100.0	1


Action: 3

Continue to support the Wildflower Country Tourism Committee.  
 Source cross-references: Shire of Morawa Strategic Community Plan 2018-2028 Reference #1.2.11; Shire of Morawa Corporate Business Plan 2018-2022 Reference # 1.2.10. ...

**Strategy 1.3.2**

Progress 50%

Owner: John Van Der Meer



● On Track

%	#
100.0	1

Action: 1

Advocating for improved telecommunication options and solutions  
 Source cross-references: Shire of Morawa Strategic Community Plan 2018-2028 Reference #1.3.2; Shire of Morawa Corporate Business Plan 2018-2022 Reference # 1.3.2. ...

**Strategy 1.4.2**

Owner: Ellie Cuthbert


Action: 1

Investigate and promote Morawa as the ideal location to partner to explore green technologies to become independent of grid for power supplies. Source cross-references: Shire of Morawa Strategic Community Plan 2018-2028 Referen...

**Strategy 1.6.1**

Progress 70%

Owner: Ellie Cuthbert



● On Track

%	#
100.0	1


Action: 1

Continue to implement and fund Façade Enhancement and Policy 2.3 Heritage Colours – but through the entire Shire subject to high level community engagement. Source cross-references: Shire of Morawa Strategic Community Plan 2018...

**Strategy 1.6.3**

Progress 40%

Owner: Ellie Cuthbert



● On Track

%	#
100.0	1

Action: 2


Explore the concept, including the costs and benefits of establishing a tourism, community and cultural precinct at the old Shire Council Chambers and Town Hall. Source cross-references: Shire of Morawa Strategic Community Plan...

11.1.1 – Attachment 1

**Strategy 1.8.2**

Progress 18%

Owner: Ellie Cuthbert



● On Track

%	#
100.0	1


Action: 2

Investigate options and facilitate the development of a broader range of affordable and quality tourism accommodation Source cross-references: Shire of Morawa Strategic Community Plan 2018-2028 Reference #1.8.2; Shire of Morawa...

**Strategy 3.1.3**

Progress 75%

Owner: John Van Der Meer



● On Track

%	#
100.0	1


Action: 1

Continue to operate and resource the Morawa Youth Centre. Source cross-references: Shire of Morawa Strategic Community Plan 2018-2028 Reference #3.1.3; Shire of Morawa Corporate Business Plan 2018-2022 Reference #3.1.2. Key Par...

**Strategy 3.2.2**

Progress 50%

Owner: John Van Der Meer



● On Track

%	#
100.0	1


Action: 1

Develop a Reconciliation Action Plan (RAP) through high-level community engagement. Source cross-references: Shire of Morawa Strategic Community Plan 2018-2028 Reference #3.2.2; Shire of Morawa Corporate Business Plan 2018-2022...

**Strategy 3.2.3**

Progress 25%

Owner: Ellie Cuthbert



● On Track

%	#
100.0	1


Action: 1

Explore opportunities and grants to appropriately re-purpose heritage assets. Source cross-references: Shire of Morawa Strategic Community Plan 2018-2028 Reference #3.2.3; Shire of Morawa Corporate Business Plan 2018-2022 Refer...

**Strategy 3.3.2**

Progress 50%

Owner: John Van Der Meer



● On Track

%	#
100.0	1


Action: 1

Develop a Public Health Plan. Source cross-references: Shire of Morawa Strategic Community Plan 2018-2028 Reference #3.3.2; Shire of Morawa Corporate Business Plan 2018-2022 Reference #3.3.2. Key Partners: HWA. Responsible pers...

**Strategy 3.4.1**

Progress 40%

Owner: Ellie Cuthbert



● On Track

%	#
100.0	2

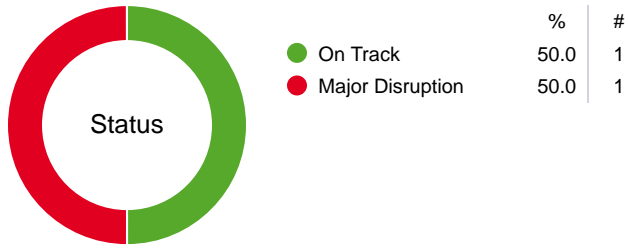
Action: 3

Continue to support Morawa Biennial Arts Awards and Exhibition. Source cross-references: Shire of Morawa Strategic Community Plan 2018-2028 Reference #3.4.1; Shire of Morawa Corporate Business Plan 2018-2022 Reference # 3.4.1....

11.1.1 – Attachment 1

**Strategy 3.4.2** Progress 13%

Owner: Ellie Cuthbert

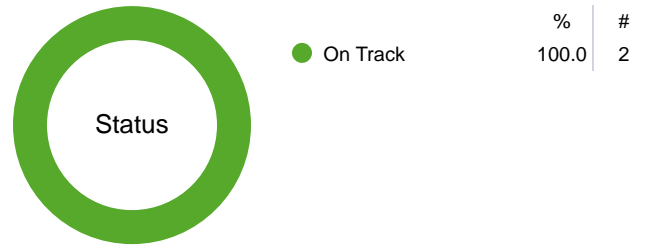


Action: 2

Work with the community to develop and promote a community events calendar and plan with a unique or iconic event. Source cross-references: Shire of Morawa Strategic Community Plan 2018-2028 Reference #3.4.2; Shire of Morawa Co...

**Strategy 4.3.2** Progress 23%

Owner: Ellie Cuthbert

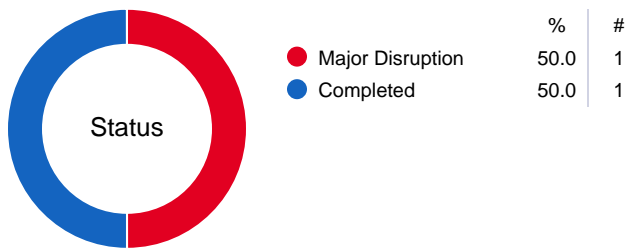


Action: 2

Undertake annual customer satisfaction and feedback surveys. Source cross-references: Shire of Morawa Strategic Community Plan 2018-2028 Reference #4.3.2; Shire of Morawa Corporate Business Plan 2018-2022 Reference #4.3.2. Resp...

**Strategy 4.3.3** Progress 88%

Owner: John Van Der Meer

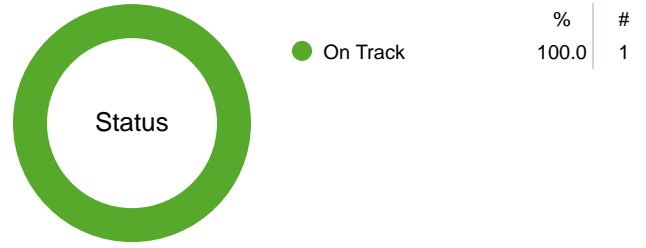


Action: 2

Maintain a high standard of customer service and record keeping. Source cross-references: Shire of Morawa Strategic Community Plan 2018-2028 Reference #4.3.3. Shire of Morawa Corporate Business Plan 2018-2022 Reference #4.3.3 R...

**Strategy 4.4.1** Progress 42%

Owner: Ellie Cuthbert

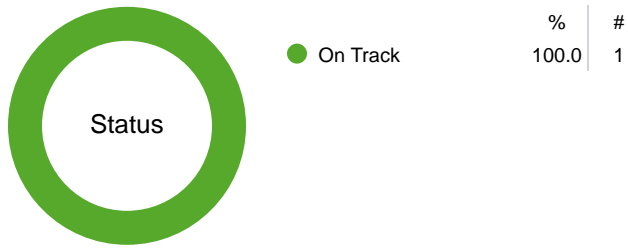


Action: 1

Deliver services as a sub-regional hub for the North Midlands. Source cross-references: Shire of Morawa Strategic Community Plan 2018-2028 Reference #4.4.1; Shire of Morawa Corporate Business Plan 2018-2022 Reference #4.4.1. Ke...


**Strategy 4.5.1** Progress 65%

Owner: John Van Der Meer



Action: 1

Maintain a Financial Health Indicator (FHI) score within acceptable benchmarks. Source cross-references: Shire of Morawa Strategic Community Plan 2018-2028 Reference #4.5.1; Shire of Morawa Corporate Business Plan 2018-2022 Ref...



25 March 2020

Shire of Morawa  
PO Box 14,  
Morawa WA 6623

Attention: Chief Executive Officer

**Registered Post:  
RPP44 63800 09400 04530 09601**

Dear Sir/Madam,

**RE: APPLICATIONS FOR EXPLORATION LICENCES 70/5355-5356**

On behalf of our client, CGM (WA) Pty Ltd, applications have been made for the above mentioned Exploration Licences 70/5355-5356.

In accordance to requirements set out in the West Australian Mining Act, notification must be forwarded to the appropriate local government authority affected by the application.

As the land affected lies within your shire, please find attached a copy of each application and plans showing the area of the applications.

Should you have any queries, please do not hesitate to contact our office.

Yours faithfully,

A handwritten signature in black ink, appearing to be 'JW'.

Jessica Wakelam  
McMahon Mining Title Services Pty Ltd

Form 21

WESTERN AUSTRALIA  
Mining Act 1978  
(Secs. 41, 58, 70C, 74, 86, 91, Reg. 64)

**APPLICATION FOR MINING TENEMENT**

(a) Type of tenement	(a) Exploration Licence		No. E 70/5355
(b) Time & Date marked out (where applicable)			
(c) Mineral Field	(b) a.m./p.m. / /	(c) SOUTH WEST	
For each applicant:			
(d) Full Name and ACN/ABN	(d) and (e) CGM (WA) PTY LTD (ACN: 610 789 252) C/- MCMAHON MINING TITLE SERVICES PTY LTD, PO BOX 592, MAYLANDS, WA, 6931		(f) Shares 100
(e) Address			
(f) No. of shares			(g) Total 100
(g) Total No. of shares			
DESCRIPTION OF GROUND APPLIED FOR: (For Exploration Licences see Note 1. For other Licences see Note 2. For all Licences see Note 3.)	(h) Victoria (i) (j) This application affects Private Property. Details of Private Property Affected: If the application is over any private land described under section 29(2)(a)-(f) of the Mining Act, then the applicant is seeking grant only in respect of that part of the private land not less than 30 metres below the lowest part of the natural surface.		
(h) Locality			
(i) Datum Peg			
(j) Boundaries			
(k) Area (ha or km <sup>2</sup> )	(k) 31 BL		
(l) Signature of applicant or agent (if agent state full name and address)	(l) <i>Helen Arcus</i> SHOP 28, 168 GUILDFORD ROAD, MAYLANDS, WA, 6051		Date: 17/03/2020

**OFFICIAL USE**

A NOTICE OF OBJECTION may be lodged at any mining registrar's office on or before the 21st day of April 2020 (See Note 4).

Where an objection to this application is lodged the hearing will take place on a date to be set.

Received at	10:40:41	on	17 March	2020	with fees of
Application	\$1,502.00				
Rent	\$4,278.00				
TOTAL	\$5,780.00				
Receipt No:	52055014811				

**Mining Registrar**

**NOTES**

**Note 1: EXPLORATION LICENCE**

- (i) Attachments 1 and 2 form part of every application for an exploration licence and must be lodged with this form in lieu of (h), (i), (j) and (k) above.
- (ii) An application for an Exploration Licence shall be accompanied by a statement specifying method of exploration, details of the proposed work programme, estimated cost of exploration and technical and financial ability of the applicant(s).

**Note 2: PROSPECTING/MISCELLANEOUS LICENCE AND MINING/GENERAL PURPOSE LEASE**

- (i) This application form shall be accompanied by a map on which are clearly delineated the boundaries of the area applied for.

**Note 3: GROUND AVAILABILITY**

- (i) The onus is on the applicant to ensure that ground is available to be marked out and/or applied for.
- (ii) The following action should be taken to ascertain ground availability:
  - (a) public plan search; (b) register search; (c) ground inspection.

**Note 4: ALL APPLICATIONS OVER PRIVATE LAND**

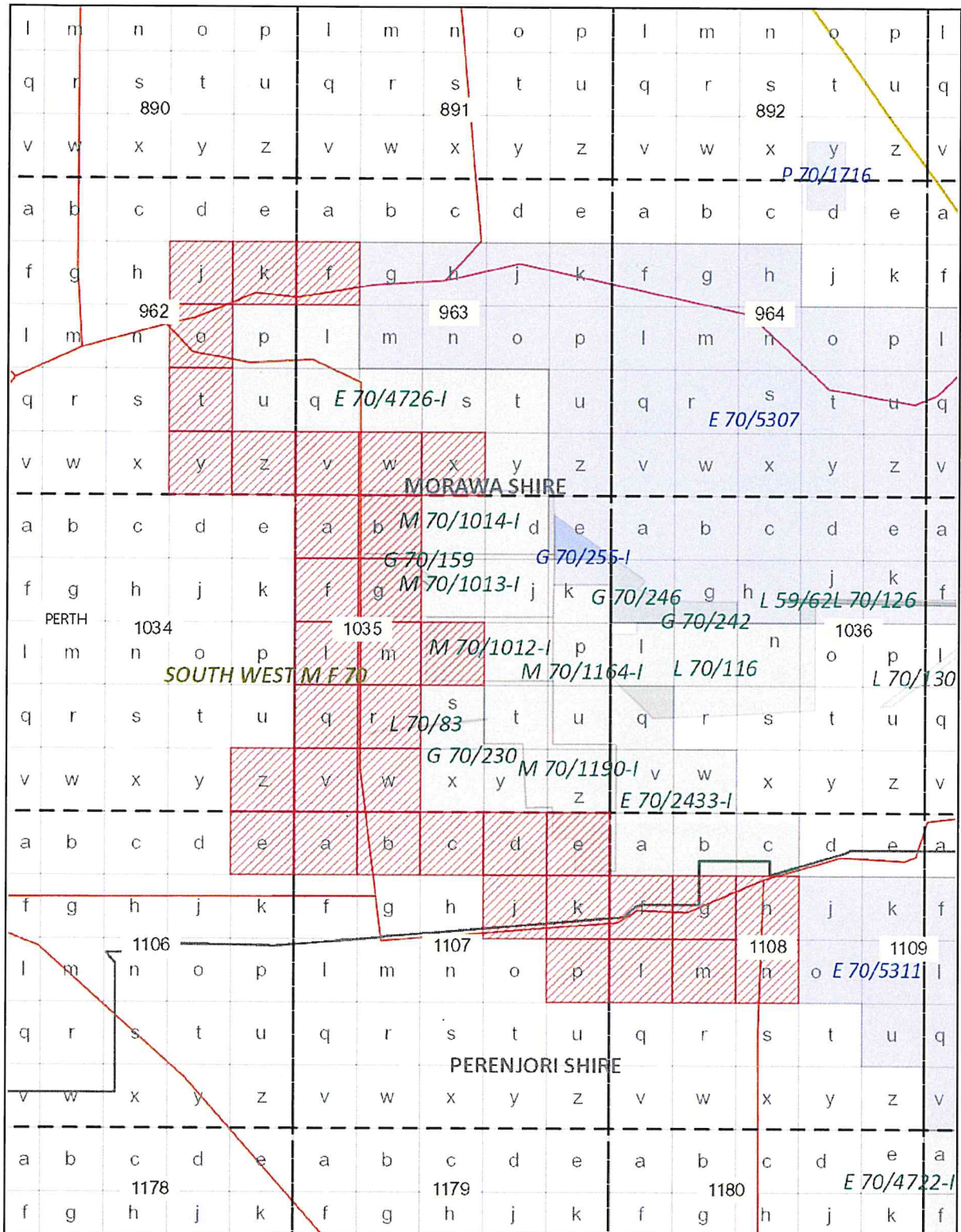
The period for lodgement of an objection is within 21 days of service of this notice, or the date noted above for lodging objections, whichever is the longer period.



Mining Act 1978

FORM 21 - MAP ATTACHMENT

Time Officially Received : 17/03/2020 10:40:41  
User Id : ex55133



Form 21

WESTERN AUSTRALIA  
Mining Act 1978  
(Secs. 41, 58, 70C, 74, 86, 91, Reg. 64)

**APPLICATION FOR MINING TENEMENT**

(a) Type of tenement	(a) Exploration Licence		No. E 70/5356
(b) Time & Date marked out (where applicable)	(b) a.m./p.m. / /		
(c) Mineral Field	(c) SOUTH WEST		
For each applicant:	(d) and (e)		(f) Shares
(d) Full Name and ACN/ABN	CGM (WA) PTY LTD (ACN: 610 789 252)		100
(e) Address	C/- MCMAHON MINING TITLE SERVICES PTY LTD, PO BOX 592, MAYLANDS, WA, 6931		
(f) No. of shares			
(g) Total No. of shares			(g) Total 100
DESCRIPTION OF GROUND APPLIED FOR:	(h) Victoria		
(For Exploration Licences see Note 1. For other Licences see Note 2. For all Licences see Note 3.)	(i) Details of Private Property Affected: If the application is over any private land described under section 29(2)(a)-(f) of the Mining Act, then the applicant is seeking grant only in respect of that part of the private land not less than 30 metres below the lowest part of the natural surface.		
(h) Locality			
(i) Datum Peg			
(j) Boundaries			
(k) Area (ha or km <sup>2</sup> )	(k) 37 BL		
(l) Signature of applicant or agent (if agent state full name and address)	(l) Helen Arcus SHOP 28, 168 GUILDFORD ROAD, MAYLANDS, WA, 6051		Date: 17/03/2020

**OFFICIAL USE**

A NOTICE OF OBJECTION may be lodged at any mining registrar's office on or before the 21st day of April 2020 (See Note 4).

Where an objection to this application is lodged the hearing will take place on a date to be set.

Received at	10:40:41	on	17 March	2020	with fees of
Application	\$1,502.00				
Rent	\$5,106.00				
TOTAL	\$6,608.00				
Receipt No:	52055014811				

**Mining Registrar**

**NOTES**

**Note 1: EXPLORATION LICENCE**

- (i) Attachments 1 and 2 form part of every application for an exploration licence and must be lodged with this form in lieu of (h), (i), (j) and (k) above.
- (ii) An application for an Exploration Licence shall be accompanied by a statement specifying method of exploration, details of the proposed work programme, estimated cost of exploration and technical and financial ability of the applicant(s).

**Note 2: PROSPECTING/MISCELLANEOUS LICENCE AND MINING/GENERAL PURPOSE LEASE**

- (i) This application form shall be accompanied by a map on which are clearly delineated the boundaries of the area applied for.

**Note 3: GROUND AVAILABILITY**

- (i) The onus is on the applicant to ensure that ground is available to be marked out and/or applied for.
- (ii) The following action should be taken to ascertain ground availability:
  - (a) public plan search; (b) register search; (c) ground inspection.

**Note 4: ALL APPLICATIONS OVER PRIVATE LAND**

The period for lodgement of an objection is within 21 days of service of this notice, or the date noted above for lodging objections, whichever is the longer period.



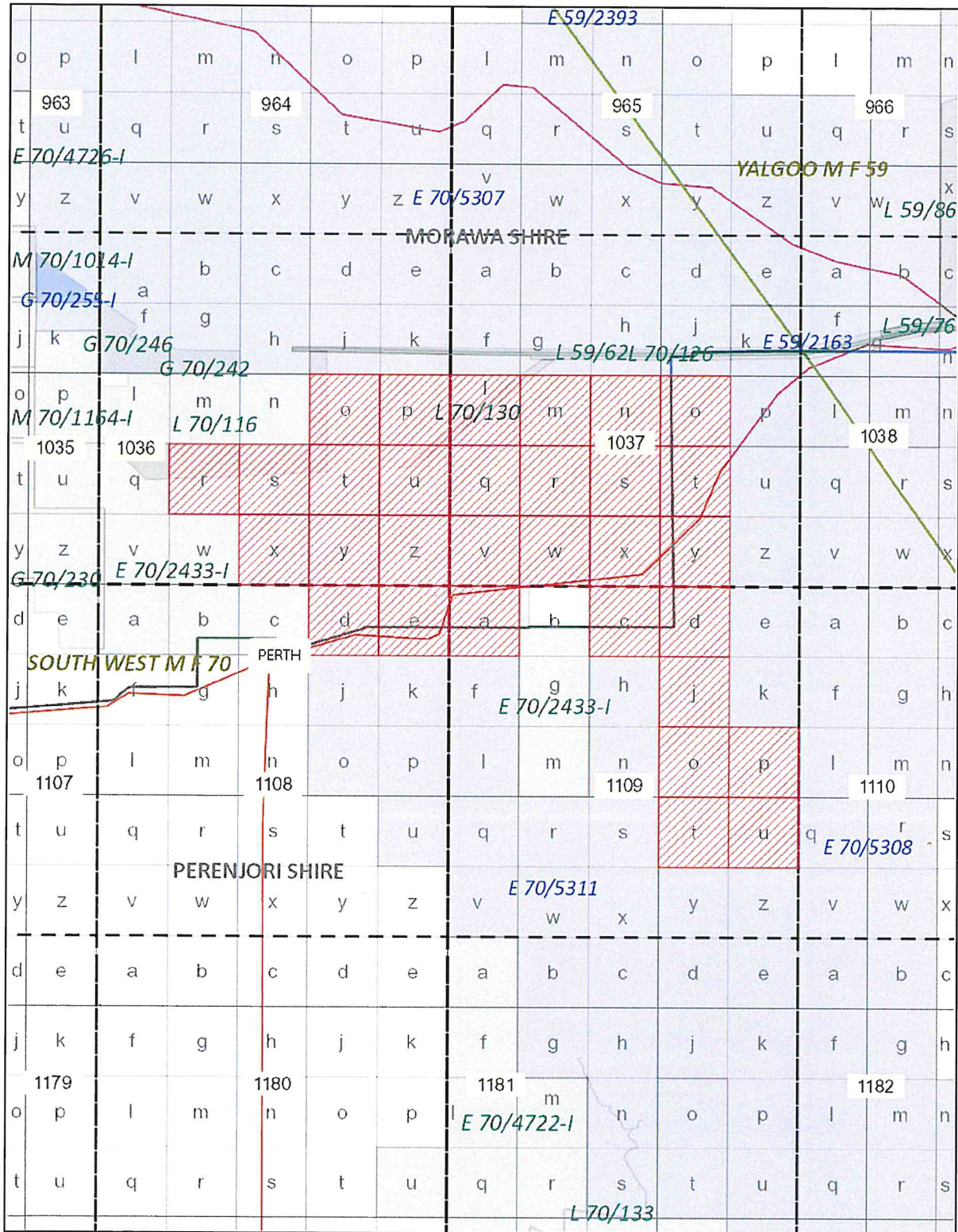


Mining Act 1978

FORM 21 - MAP ATTACHMENT

Time Officially Received : 17/03/2020 10:40:41

User Id : ex55133



**SHIRE OF MORAWA**  
**Payments made March 2020**

<b>Voucher</b>	<b>Date</b>	<b>Payee</b>	<b>Invoice Description</b>	<b>Bank Code</b>	<b>Amount</b>
32	24/03/2020	Shire of Morawa	Petty cash recoup	1	99.05
11993	05/03/2020	Water Corporation	Water charges 18 Dec 2019 to 18 Feb 2020	1	45,567.27
11994	11/03/2020	Shire of Morawa	Float for cleaners for the use of laundry machines	1	50.00
EFT12913	05/03/2020	Australian Services Union	Payroll deductions	1	77.70
EFT12914	05/03/2020	Department of Human Services	Payroll deductions	1	661.31
EFT12915	06/03/2020	Karen Jeanette Chappel	President Allowance January to March 2020	1	8,250.00
EFT12916	06/03/2020	Shirley Denise Katona	Member Sitting Fees January to March 2020	1	2,000.00
EFT12917	06/03/2020	Synergy	Electricity street lighting 25/01/2020 to 24/02/2020	1	3,773.77
EFT12918	06/03/2020	WesTrac Equipment Pty Ltd	P007 295-2905 Tube AS	1	205.43
EFT12919	06/03/2020	City of Greater Geraldton	2019/20 Midwest Industry Road Safety Alliance	1	5,500.00
EFT12920	06/03/2020	Royal Life Saving Australia	Travel and Accommodation for Code of Practice Safety Assessment	1	1,471.40
EFT12921	06/03/2020	Sandra Joy Reardon	Reimbursement of work uniforms	1	149.98
EFT12922	06/03/2020	Kenneth Peter Stokes	Member Sitting Fees January to March 2020	1	2,000.00
EFT12923	06/03/2020	IGA Morawa	Refreshments for staff and councillors	1	711.58
EFT12924	06/03/2020	Centrex Potash Pty Ltd	Rates refund for assessment A10304 LOT E70/04729	1	2,015.34
EFT12925	06/03/2020	Jane Coaker	Member Sitting Fees January to March 2020	1	2,000.00
EFT12926	06/03/2020	Bagoc Pty Ltd	Dr's quarterly car allowance 01/12/2019 to 29/02/2020 as per agreement	1	3,752.93
EFT12927	06/03/2020	Kats Cartage	Hire of truck from 17 01/2020 to 06/02/2020 69.5 hr	1	9,938.50
EFT12928	06/03/2020	Pat's Mobile Mechanical	P007 Fit hydraulic line	1	259.05

**SHIRE OF MORAWA**  
**Payments made March 2020**

<b>Voucher</b>	<b>Date</b>	<b>Payee</b>	<b>Invoice Description</b>	<b>Bank Code</b>	<b>Amount</b>
EFT12929	06/03/2020	Yvette A Harris	Member Sitting Fees January to March 2020	1	2,000.00
EFT12930	06/03/2020	Dean Stuart Carslake	Member Sitting Fees January to March 2020	1	3,062.50
EFT12931	06/03/2020	Debbie Collins	Member Sitting Fees January to March 2020	1	2,000.00
EFT12932	12/03/2020	North Midlands Electrical	Call out to investigate cause of electric shock, wait for western power to repair fault, write report findings from investigation	1	1,357.73
EFT12933	12/03/2020	Cheryl Walton	Vehicle allowance for using of personal vehicle and meals reimbursement - to attend budget workshop on 06/03/2020	1	558.94
EFT12934	12/03/2020	Rip-It Security Shredding (Primecode Pty Ltd)	Records archiving and Storage February 2020	1	104.50
EFT12935	12/03/2020	St John Ambulance	Battery for defibrillator Morawa Swimming Pool	1	243.00
EFT12936	12/03/2020	Star Track Express	Freight late fees	1	21.61
EFT12937	12/03/2020	Synergy	Electricity 18 Dec 2019 to 25 Feb 2020	1	433.08
EFT12938	12/03/2020	Morawa Traders	2 x tins of Nescafe Coffee	1	74.59
EFT12939	12/03/2020	Refuel Australia	Bulk diesel fuel 10,000L and fuel card purchases for February 2020	1	13,768.11
EFT12940	12/03/2020	Canine Control	Ranger services for the period ending 20/02/2020	1	907.50
EFT12941	12/03/2020	GH Country Courier	Freight charges for February 2020	1	139.71
EFT12942	12/03/2020	Marketforce	Advertising in Midwest Times - EA to CEO position	1	307.87
EFT12943	12/03/2020	WA Local Government Association	Councillor essentials training courses	1	1,755.00
EFT12944	12/03/2020	Cramer & Neill	Solenoid Valve 24 Volt	1	54.00
EFT12945	12/03/2020	Geraldton Mower & Repairs Specialists	Check piston and cylinder, remove carbylamine and check diaphragm test and tune	1	115.30

**SHIRE OF MORAWA**  
**Payments made March 2020**

<b>Voucher</b>	<b>Date</b>	<b>Payee</b>	<b>Invoice Description</b>	<b>Bank Code</b>	<b>Amount</b>
EFT12946	12/03/2020	Logo Appointments	Contracting service of project officer for week ending 22 Feb 2020	1	9,602.91
EFT12947	12/03/2020	Alinta Sales Pty Ltd	Electricity charges 01/02/2020 to 29/02/2020	1	81.57
EFT12948	12/03/2020	Batavia Coast Trimmers	Manufacture, supply and install shade sail at Child Care Centre 27 Dreghorn Street, Morawa	1	3,995.00
EFT12949	12/03/2020	Coates Hire	Hire of roller from 25/01/2020 to 25/02/2020	1	6,735.08
EFT12950	12/03/2020	AFGRI	R89940 Bushing	1	581.97
EFT12951	12/03/2020	Protector Fire Services	To replace fire equipment due for five years testing - Shire Depot 3 x 9.0kg AB(E) class dry chemical powder type fire extinguisher	1	5,824.72
EFT12952	12/03/2020	Sandra Rose Adams	Refund of overpayment of electricity expenses	1	57.44
EFT12953	12/03/2020	Infinitum Technologies Pty Ltd	Lenova Thinkpad P52s Laptop inc. graphics - Chambers	1	2,640.00
EFT12954	12/03/2020	Avon Waste	281 Domestic general waste services per week (Mondays) x 4 weeks	1	5,954.48
EFT12955	12/03/2020	Five Star	Photocopy charges for the period ending 13/02/2020	1	592.12
EFT12956	12/03/2020	HI-Power Diesel	P138 Service light truck	1	627.00
EFT12957	12/03/2020	Toll Transport Pty Ltd	Freight charges 21/02/2020	1	32.19
EFT12958	12/03/2020	Little West Wood	Postage Charges for February 2020	1	256.72
EFT12959	12/03/2020	Mingenew Tyre Services Pty Ltd	P219 10R17.5 change over tyres	1	66.00
EFT12960	12/03/2020	WINC Australia	A3 Laminator for Youth Centre	1	748.50
EFT12961	12/03/2020	Incite Security	Monitoring Service for the quarter ended 31/05/2020	1	117.00
EFT12962	19/03/2020	Australian Services Union	Payroll deductions	1	77.70
EFT12963	19/03/2020	Department of Human Services	Payroll deductions	1	661.31

**SHIRE OF MORAWA**  
**Payments made March 2020**

<b>Voucher</b>	<b>Date</b>	<b>Payee</b>	<b>Invoice Description</b>	<b>Bank Code</b>	<b>Amount</b>
EFT12964	20/03/2020	North Midlands Electrical	Replace street lights with boom	1	1,732.64
EFT12965	20/03/2020	AMPAC Debt Recovery (WA) Pty Ltd	Debt recovery costs - rate debtors	1	236.50
EFT12966	20/03/2020	St John Ambulance	First aid kit for fire truck	1	105.00
EFT12967	20/03/2020	Synergy	Electricity for the period 14/02/2019 to 14/02/2020	1	772.93
EFT12968	20/03/2020	Telstra Corporation Limited	Telephone Expenses 02/03/2020 to 01/04/2020	1	1,869.18
EFT12969	20/03/2020	Morawa Traders	Refreshments for councillors	1	196.94
EFT12970	20/03/2020	Nutrien Ag Solutions (formerly - Landmark Operations Limited)	1 x Davey 5155 H 5.5 Honda Firefighter	1	1,929.23
EFT12971	20/03/2020	McDonalds Wholesalers	SKU 440327 Instant coffee stick for Caravan Park	1	158.45
EFT12972	20/03/2020	Australian Communications and Media Authority	ACMA licence renewal 24/03/2020 to 23/03/2021	1	45.00
EFT12973	20/03/2020	Bob Waddell & Associates Pty Ltd	Various assistance with IT matters	1	660.00
EFT12974	20/03/2020	Bunnings Group Limited	Padlock	1	62.68
EFT12975	20/03/2020	Geraldton Mower & Repairs Specialists	Repair to BG86c Stihl Blower spark plug starter rope de carbon exhaust	1	141.15
EFT12976	20/03/2020	Logo Appointments	Contracting service of project officer for week ending 14 March 20	1	3,124.00
EFT12977	20/03/2020	Herrings Coastal Plumbing & Gas	Unblock sewer line, repairs to sewer line, repair drain was damaged during excavation	1	1,267.04
EFT12978	20/03/2020	IGA Morawa	Refreshments council meeting	1	421.34
EFT12979	20/03/2020	Great Southern Fuel Supplies	Fuel cards purchases for February 2020	1	309.46
EFT12980	20/03/2020	Department of Water and Environmental Regulation	Annual licence fee for Morawa Wastewater Treatment Plant - L6857/1993/10	1	811.47

**SHIRE OF MORAWA**  
**Payments made March 2020**

<b>Voucher</b>	<b>Date</b>	<b>Payee</b>	<b>Invoice Description</b>	<b>Bank Code</b>	<b>Amount</b>
EFT12981	20/03/2020	Tarts & Co Catering	Catering for 60 guests - Thank a Volunteer and Welcome New Residents function on 9 March 2020	1	1,002.00
EFT12982	20/03/2020	Sandra Rose Adams	Refund of Housing Bond T44 - 24 Barnes St	1	1,000.00
EFT12983	20/03/2020	Infinitum Technologies Pty Ltd	IT support for the period 01/03/2020 - 23/03/2020	1	4,703.74
EFT12984	20/03/2020	Morawa Rural Pty Ltd T/AS Morawa Rural Enterprises	2 x batteries	1	546.25
EFT12985	20/03/2020	Arrinooka Pastoral Co	Hire of truck for water cartage	1	5,720.00
EFT12986	20/03/2020	Element Advisory Pty Ltd	Modifications to Local Planning Scheme 3	1	1,625.71
EFT12987	20/03/2020	Five Star	Photocopy charges for March 2020	1	873.38
EFT12988	20/03/2020	HI-Power Diesel	P228 service 80096 km	1	447.50
EFT12989	20/03/2020	WINC Australia	Stationary for admin Office - Order number: NET48190789	1	223.08
EFT12990	20/03/2020	Galvins Plumbing Supplies	Air release valve - 91 Bermad C30 25mm	1	196.35
EFT12991	27/03/2020	Herbert Edward Kenyon	Function Room (Football Oval Building) carpet cleaning	1	525.00
EFT12992	27/03/2020	Star Track Express	Freight - Snake gear	1	249.83
EFT12993	27/03/2020	Synergy	Electricity charges 31/01/2020 to 02/03/2020	1	8,280.17
EFT12994	27/03/2020	Telstra Corporation Limited	Telephone expenses 16 Feb 2020 to 15 Mar 2020	1	44.95
EFT12995	27/03/2020	Kats Rural	1 x wheelbarrow 100 LTR P/Tray	1	1,183.76
EFT12996	27/03/2020	Morawa Drapery Store	Safety work boots Steel Blue	1	149.95
EFT12997	27/03/2020	WesTrac Equipment Pty Ltd	Bolt part no 164-1342	1	36.78
EFT12998	27/03/2020	Midwest Chemical & Paper Distributors	Office Building - Admin Haylard Iso Wipes	1	2,168.72

**SHIRE OF MORAWA**  
**Payments made March 2020**

<b>Voucher</b>	<b>Date</b>	<b>Payee</b>	<b>Invoice Description</b>	<b>Bank Code</b>	<b>Amount</b>
EFT12999	27/03/2020	Canine Control	Ranger services for the period ending: 10 March 2020	1	907.50
EFT13000	27/03/2020	Burgess Rawson (WA) Pty Ltd	Rent of Solomon Terrace - Property W4170 Lease L2350-1 for period 01/04/20 - 30/06/20	1	137.50
EFT13001	27/03/2020	Bob Waddell & Associates Pty Ltd	Assistance with Altus bank reconciliation compliance	1	165.00
EFT13002	27/03/2020	Geraldton Mower & Repairs Specialists	Repairs to Telescopic Pruner	1	121.05
EFT13003	27/03/2020	Logo Appointments	Contracting service of project officer for week ending 21 March 20	1	3,124.00
EFT13004	27/03/2020	Aerodrome Management Services Pty Ltd	Aerodrome Safety Inspection	1	5,081.89
EFT13005	27/03/2020	Dongara Tree Service	Prune tree under power lines	1	4,750.00
EFT13006	27/03/2020	Coates Hire	Hire of 2 portable toilets with trailer plus cleaning fee for use at Nenekine Road (M0003) (60 days)	1	399.34
EFT13007	27/03/2020	Blackwoods - (J Blackwood & Son PTY Limited )	02778250 Cargo Net Safeguard XGN-200 XL 300x360	1	572.80
EFT13008	27/03/2020	Boya Equipment	12 x Blade RCK60P-F36	1	495.99
EFT13009	27/03/2020	Mitchell and Brown Communications Vidguard	Annual security maintenance	1	267.30
EFT13010	27/03/2020	Pat's Mobile Mechanical	P168 Replace clutch in truck	1	3,317.60
EFT13011	27/03/2020	Twinkarri Pty Ltd	Prune and mulch around culverts signs and uneven ground. Mob and demob. Quote no PSA C38/17	1	8,690.00
EFT13012	27/03/2020	Toll Transport Pty Ltd	Freight charges WINC	1	15.79
EFT13013	27/03/2020	Breeze Connect Pty Ltd	Admin office phone lines for 2019/20	1	232.00
EFT13014	27/03/2020	Morawa Pharmacy	Sanitiser for staff due to Covid19 pandemic	1	53.97
DD6859.1	04/03/2020	WA Local Government Superannuation Plan	Payroll deductions	1	5,932.77
DD6859.2	04/03/2020	Australian Super	Superannuation contributions	1	1,216.55

**SHIRE OF MORAWA**  
**Payments made March 2020**

<b>Voucher</b>	<b>Date</b>	<b>Payee</b>	<b>Invoice Description</b>	<b>Bank Code</b>	<b>Amount</b>
DD6859.3	04/03/2020	BT FINANCIAL GROUP	Superannuation contributions	1	322.91
DD6859.4	04/03/2020	MLC Super Fund	Superannuation contributions	1	461.55
DD6859.5	04/03/2020	LGIA Super	Superannuation contributions	1	697.28
DD6859.6	04/03/2020	CBUS	Superannuation contributions	1	182.69
DD6859.7	04/03/2020	REST Industry Superannuation	Superannuation contributions	1	61.28
DD6859.8	04/03/2020	Sunsuper	Superannuation contributions	1	54.16
DD6866.1	02/03/2020	Westnet Pty Ltd	Monthly internet charges for period 01/03/2020 to 01/04/2020 01/04/2020	1	134.85
DD6868.1	05/03/2020	De Lage Landen Pty Ltd	Photocopier lease payment for March 2020	1	265.91
DD6880.1	18/03/2020	WA Local Government Superannuation Plan	Payroll deductions	1	5,667.19
DD6880.2	18/03/2020	Australian Super	Superannuation contributions	1	1,184.52
DD6880.3	18/03/2020	mobiSuper	Superannuation contributions	1	89.64
DD6880.4	18/03/2020	BT FINANCIAL GROUP	Superannuation contributions	1	322.91
DD6880.5	18/03/2020	MLC Super Fund	Superannuation contributions	1	456.74
DD6880.6	18/03/2020	LGIA Super	Superannuation contributions	1	697.28
DD6880.7	18/03/2020	CBUS	Superannuation contributions	1	182.69
DD6880.8	18/03/2020	REST Industry Superannuation	Superannuation contributions	1	9.62
DD6880.9	18/03/2020	Sunsuper	Superannuation contributions	1	71.98
DD6900.1	05/03/2020	Department of Transport	DOT licencing payment MOWO20200303	1	208.10
DD6902.1	06/03/2020	Department of Transport	DOT licencing payment MOWO20200304	1	1,070.45



**SHIRE OF MORAWA**  
**Payments made March 2020**

<b>Voucher</b>	<b>Date</b>	<b>Payee</b>	<b>Invoice Description</b>	<b>Bank Code</b>	<b>Amount</b>
DD6904.1	09/03/2020	Department of Transport	DOT licencing payment MOWO20200305	1	27.70
DD6906.1	10/03/2020	Department of Transport	DOT licencing payment MOWO20200306	1	3,117.55
DD6908.1	11/03/2020	Department of Transport	DOT licencing payment MOWO20200309	1	5,119.15
DD6910.1	12/03/2020	Department of Transport	DOT licencing payment MOWO20200310	1	2,120.90
DD6912.1	16/03/2020	Department of Transport	DOT licencing payment MOWO20200312	1	932.30
DD6914.1	17/03/2020	Department of Transport	DOT licencing payment MOWO20200313	1	2,145.40
DD6916.1	18/03/2020	Department of Transport	DOT licencing payment MOWO20200316	1	849.25
DD6918.1	19/03/2020	Department of Transport	DOT licencing payment MOWO20200317	1	861.90
DD6920.1	20/03/2020	Department of Transport	DOT licencing payment MOWO20200318	1	2,991.00
DD6922.1	23/03/2020	Department of Transport	DOT licencing payment MOWO20200319	1	239.95
DD6924.1	24/03/2020	Department of Transport	DOT licencing payment MOWO20200320	1	1,293.20
DD6926.1	25/03/2020	Department of Transport	DOT licencing payment MOWO20200323	1	248.45
DD6928.1	26/03/2020	Department of Transport	DOT licencing payment MOWO20200324	1	3,044.45
DD6930.1	27/03/2020	Department of Transport	DOT licencing payment MOWO20200325	1	3,155.80
DD6932.1	30/03/2020	Department of Transport	DOT licencing payment MOWO20200326	1	934.55
DD6934.1	31/03/2020	Department of Transport	DOT licencing payment MOWO20200327	1	370.35

**SHIRE OF MORAWA**  
**Payments made March 2020**

<b>REPORT TOTALS</b>	<b>TOTAL</b>
<b>Muni EFT</b>	<b>\$179,474.05</b>
<b>Trust EFT</b>	<b>0.00</b>
<b>Muni Cheque</b>	<b>\$45,716.32</b>
<b>Muni Direct Debit</b>	<b>\$46,742.97</b>
<b>Payroll</b>	<b>\$109,199.84</b>
<b>Credit Card</b>	<b>\$1,662.25</b>
<b>TOTAL PAYMENTS</b>	<b>\$382,795.43</b>

**SHIRE OF MORAWA**  
**Payments made March 2020**

DD6873.1

February 2020

**Corporate Credit Card - Chris Linnell Bankwest Mastercard**

Date	Description	Accounts	Account Description	Amount	GST
5/02/2020	ADOBE ACROPRO SUBS	1146200.520	Adobe software	21.99	
			Disputed Transaction		
			<b>Total Purchases for C Linnell</b>	<b>\$21.99</b>	\$0.00

**Corporate Credit Card - Rob Paull Bankwest Mastercard**

Date	Description	Accounts	Account Description	Amount	GST
19/02/2020	VISTAPR*VISTAPRINT.COM	1146260.520	Acting CEO business cards	29.97	
19/02/2020	QANTAS AIRWAYS LIMITED	1041070.521	ALGA conference return flights for Shire President	441.78	40.16
19/02/2020	QANTAS AIRWAYS LIMITED	1142130.502	ALGA conference return flights for Acting CEO	441.78	40.16
21/02/2020	BP WONTHELLA 1982	1146260.520	Diesel for CEO vehicle P252	81.86	7.44
			<b>Total Purchases for R Paull</b>	<b>\$995.39</b>	\$87.76

**Corporate Credit Card - John van der Meer Bankwest Mastercard**

Date	Description	Accounts	Account Description	Amount	GST
14/02/2020	AU*SEEK 33966383	1142160.502	Seek advertisement for executive assistant to CEO	313.50	28.50
24/02/2020	EB*PERTH RAP STARTER	1112070.522	Perth RAP Starter workshop for CDO on 31/03/2020	289.84	26.35
			<b>Total Purchases for J van der Meer</b>	<b>\$603.34</b>	\$54.85

5/02/2020	FOREIGN TRANSACTION FEE	1146200.520	Foreign Transaction Fee for Adobe Software	0.65	
19/02/2020	FOREIGN TRANSACTION FEE	1146260.520	Foreign Transaction Fee for A/CEO business cards	0.88	
			Total	<b>\$1.53</b>	

<b>Total Payment to Credit Card Account</b>	<b>\$1,622.25</b>	\$142.61
---	-------------------	----------

**SHIRE OF MORAWA**  
**Payments made March 2020**

<b>EFT12939</b>		<b>CREDITOR NAME:</b>		Refuel Australia (Caltex) - 30169		
		<b>INVOICE NUMBER:</b>		SCARD0220		
		<b>INVOICE DATE:</b>		29/02/2020		
		<b>Bill Number:</b>				
<b>DESCRIPTION:</b>		<b>Fuel Cards Purchases in February 2020</b>				
GL/JOB CODE	ACCOUNT DESCRIPTION	GST IND.	I/E CODE / C/C	DESCRIPTION	ELEM. CODE	AMOUNT
P241	Toyota RAV 4 - EDM	C	105	Unleaded Fuel Purchases	3003	48.02
P242	RAV 4 - EMCCS	C	105	Unleaded Fuel Purchases	3003	291.09
						<b>\$339.11</b>

<b>EFT12979</b>		<b>CREDITOR NAME:</b>		Great Southern Fuel Supplies - 31976		
		<b>INVOICE NUMBER:</b>		February 2020		
		<b>INVOICE DATE:</b>		29/02/2020		
		<b>Bill Number:</b>				
<b>DESCRIPTION:</b>		<b>Fuel Cards Purchases in February 2020</b>				
GL/JOB CODE	ACCOUNT DESCRIPTION	GST IND.	I/E CODE / C/C	DESCRIPTION	ELEM. CODE	AMOUNT
P999	Various Small Plant Items	C	105	Unleaded Fuel Purchases	3003	93.57
P242	Prado GXL - CEO	C	105	Diesel Purchases	3003	207.64
P252	Prado GXL - CEO	C	105	Fuel Card Expenses	3003	8.25
						<b>\$309.46</b>



## **SHIRE OF MORAWA**

### **SCHEDULES 2 TO 14**

**(By Program)**

**FOR THE PERIOD ENDED 31 MARCH 2020**

#### **TABLE OF CONTENTS**

	Page
Schedule 2 - General Fund Summary	2
Schedule 3 - General Purpose Funding	3 to 5
Schedule 4 - Governance	6 to 8
Schedule 5 - Law, Order, Public Safety	9 to 12
Schedule 7 - Health	13 to 19
Schedule 8 - Education & Welfare	20 to 24
Schedule 9 - Housing	25 to 31
Schedule 10 - Community Amenities	32 to 40
Schedule 11 - Recreation & Culture	41 to 48
Schedule 12 - Transport	49 to 62
Schedule 13 - Economic Services	63 to 70
Schedule 14 - Other Property & Services	71 to 81

SHIRE OF MORAWA  
SCHEDULE 02 - GENERAL FUND SUMMARY  
Financial Statement for Period Ended  
31 March 2020

MUNICIPAL FUND		Adopted Budget		Revised Budget		YTD Budget		YTD Actual		Forecast Actual		Bud Rev Change	
		Revenue \$	Expenditure \$	Revenue \$	Expenditure \$	Revenue \$	Expenditure \$	Revenue \$	Expenditure \$	Revenue \$	Expenditure \$	Revenue \$	Expenditure \$
<b>OPERATING</b>													
General Purpose Funding	03	2,881,453.00	182,246.00	2,881,453.00	182,246.00	2,637,132.00	131,607.00	2,552,323.45	125,555.48	2,881,453.00	182,275.31	0.00	29.31
Governance	04	0.00	505,366.23	0.00	505,366.23	0.00	375,646.00	2,674.98	307,397.84	0.00	505,399.29	0.00	33.06
Law, Order, Public Safety	05	22,319.00	117,818.50	22,319.00	117,818.50	18,134.00	87,384.00	22,002.13	59,517.02	22,319.00	117,819.30	0.00	0.80
Health	07	10,350.00	207,026.00	10,350.00	207,026.00	5,350.00	155,393.00	1,481.75	109,183.74	10,350.00	214,016.95	0.00	6,990.95
Education & Welfare	08	2,400.00	202,983.47	2,400.00	202,983.47	1,800.00	156,411.00	8,213.42	144,500.86	2,400.00	202,989.17	0.00	5.70
Housing	09	92,820.00	248,142.00	92,820.00	248,142.00	69,588.00	201,894.00	61,408.55	182,499.05	92,820.00	254,525.87	0.00	6,383.87
Community Amenities	10	525,977.37	645,886.54	525,977.37	645,886.54	499,946.37	513,082.00	516,013.85	425,886.46	525,977.37	645,938.99	0.00	52.45
Recreation & Culture	11	57,316.00	1,356,788.63	57,316.00	1,356,788.63	36,623.00	1,047,637.00	42,870.90	1,171,654.58	57,316.00	1,356,820.76	0.00	32.13
Transport	12	1,349,387.00	2,680,581.63	1,349,387.00	2,680,581.63	1,245,261.00	2,062,121.00	1,069,802.97	1,574,599.42	1,349,387.00	2,579,302.61	0.00	(101,279.02)
Economic Services	13	147,775.00	943,771.87	147,775.00	943,771.87	112,238.00	778,191.00	82,971.23	506,104.00	147,775.00	943,805.85	0.00	33.98
Other Property & Services	14	134,800.00	40,469.42	134,800.00	40,469.42	92,319.00	69,839.00	112,268.17	173,174.51	134,800.00	40,377.40	0.00	(92.02)
<b>TOTAL - OPERATING</b>		<b>5,224,597.37</b>	<b>7,131,080.29</b>	<b>5,224,597.37</b>	<b>7,131,080.29</b>	<b>4,718,391.37</b>	<b>5,579,205.00</b>	<b>4,472,031.40</b>	<b>4,780,072.96</b>	<b>5,224,597.37</b>	<b>7,043,271.50</b>	<b>0.00</b>	<b>(87,808.79)</b>
<b>CAPITAL</b>													
General Purpose Funding	03	0.00	468.00	0.00	468.00	0.00	351.00	0.00	156.63	0.00	468.00	0.00	0.00
Governance	04	0.00	0.00	0.00	0.00	0.00	0.00	0.00	0.00	0.00	0.00	0.00	0.00
Law, Order, Public Safety	05	0.00	0.00	0.00	0.00	0.00	0.00	0.00	0.00	0.00	0.00	0.00	0.00
Health	07	0.00	0.00	0.00	0.00	0.00	0.00	0.00	0.00	0.00	0.00	0.00	0.00
Education & Welfare	08	0.00	0.00	0.00	0.00	0.00	0.00	0.00	0.00	0.00	0.00	0.00	0.00
Housing	09	0.00	37,653.74	0.00	37,653.74	0.00	9,843.00	0.00	8,076.86	0.00	37,653.74	0.00	0.00
Community Amenities	10	75,000.00	264,441.00	75,000.00	264,441.00	56,250.00	213,330.00	0.00	137,791.98	75,000.00	264,441.00	0.00	0.00
Recreation & Culture	11	33,050.00	123,779.00	33,050.00	123,779.00	33,050.00	103,590.00	0.00	58,894.43	0.00	123,779.00	0.00	0.00
Transport	12	611,000.00	2,240,436.00	611,000.00	2,240,436.00	611,000.00	1,835,999.00	0.00	1,128,408.20	644,050.00	2,240,436.00	33,050.00	0.00
Economic Services	13	131,908.15	145,498.15	131,908.15	145,498.15	31,908.00	108,334.00	32,491.76	70,068.36	131,908.15	145,498.15	0.00	0.00
Other Property & Services	14	0.00	103,946.00	0.00	103,946.00	0.00	97,952.00	0.00	60,631.12	0.00	103,946.00	0.00	0.00
<b>TOTAL - CAPITAL</b>		<b>850,958.15</b>	<b>2,916,221.89</b>	<b>850,958.15</b>	<b>2,916,221.89</b>	<b>732,208.00</b>	<b>2,369,399.00</b>	<b>32,491.76</b>	<b>1,464,027.58</b>	<b>850,958.15</b>	<b>2,916,221.89</b>	<b>33,050.00</b>	<b>0.00</b>
		<b>6,075,555.52</b>	<b>10,047,302.18</b>	<b>6,075,555.52</b>	<b>10,047,302.18</b>	<b>5,450,599.37</b>	<b>7,948,604.00</b>	<b>4,504,523.16</b>	<b>6,244,100.54</b>	<b>6,075,555.52</b>	<b>9,959,493.39</b>	<b>33,050.00</b>	<b>(87,808.79)</b>
Less Depreciation Written Back			(1,870,082.00)		(1,870,082.00)		(1,402,452.00)		(1,411,475.06)		(1,870,082.00)		0.00
Less Profit/Loss Written Back		0.00	(146,000.00)	0.00	(146,000.00)	0.00	(146,000.00)	0.00	(85,183.81)	0.00	(51,964.62)	0.00	94,035.38
Movement in Leave Reserve (Added Back) - REC INT	72101		0.00		0.00		0.00		(1,320.57)		(3,946.00)		0.00
Movement in Leave Reserve (Added Back) - REC	72102		0.00		0.00		0.00		0.00		(5,000.00)		0.00
Movement in Leave Reserve (Added Back) - PAY	72103		0.00		0.00		0.00		0.00		0.00		0.00
Movement in Deferred Pensioner Rates	50100		0.00		0.00		0.00		0.00		0.00		0.00
Movement in Deferred Pensioner ESL			0.00		0.00		0.00		0.00		0.00		0.00
Movement in Non Current LSL Provision	61100		0.00		0.00		0.00		0.00		0.00		0.00
Adjustment in Fixed Assets			0.00		0.00		0.00		0.00		0.00		0.00
Rounding Adjustment			0.00		0.00		0.00		0.00		0.00		0.00
Loss on Asset Revaluation	03204		0.00		0.00		0.00		0.00		0.00		0.00
Plus Proceeds from Sale of Assets		194,000.00		194,000.00		192,744.00		179,545.45		79,545.45		(114,454.55)	
<b>TOTAL REVENUE &amp; EXPENDITURE</b>		<b>6,269,555.52</b>	<b>8,031,220.18</b>	<b>6,269,555.52</b>	<b>8,031,220.18</b>	<b>5,643,343.37</b>	<b>6,400,152.00</b>	<b>4,684,068.61</b>	<b>4,746,121.10</b>	<b>6,155,100.97</b>	<b>8,028,500.77</b>	<b>(81,404.55)</b>	<b>6,226.59</b>
Surplus/Deficit July 1st B/Fwd		1,771,446.00		1,729,243.43		1,729,243.43		1,729,243.43		1,729,243.43			
		8,041,001.52	8,031,220.18	7,998,798.95	8,031,220.18	7,372,586.80	6,400,152.00	6,413,312.04	4,746,121.10	7,884,344.40	8,028,500.77	(81,404.55)	6,226.59
Surplus/Deficit C/Fwd			9,781.34		(32,421.23)		972,434.80		1,667,190.94		(144,156.37)		(87,631.14)
		8,041,001.52	8,041,001.52	7,998,798.95	7,998,798.95	7,372,586.80	7,372,586.80	6,413,312.04	6,413,312.04	7,884,344.40	7,884,344.40	(81,404.55)	(81,404.55)

SHIRE OF MORAWA  
 SCHEDULE 03 - GENERAL PURPOSE FUNDING  
 Financial Statement for Period Ended  
 31 March 2020

PROGRAMME SUMMARY	Adopted Budget		Revised Budget		YTD Budget		YTD Actual		Forecast Actual		Comments
	Revenue \$	Expenditure \$	Revenue \$	Expenditure \$	Revenue \$	Expenditure \$	Revenue \$	Expenditure \$	Revenue \$	Expenditure \$	
<u>OPERATING EXPENDITURE</u>											
Rate Revenue		162,234.00		162,234.00		116,793.00		112,044.23		162,259.52	
Other General Purpose Funding		20,012.00		20,012.00		14,814.00		13,511.25		20,015.79	
<u>OPERATING REVENUE</u>											
Rate Revenue	1,908,134.00		1,908,134.00		1,907,523.00		1,884,351.49		1,908,134.00		
Other General Purpose Funding	973,319.00		973,319.00		729,609.00		667,971.96		973,319.00		
<b>SUB-TOTAL</b>	<b>2,881,453.00</b>	<b>182,246.00</b>	<b>2,881,453.00</b>	<b>182,246.00</b>	<b>2,637,132.00</b>	<b>131,607.00</b>	<b>2,552,323.45</b>	<b>125,555.48</b>	<b>2,881,453.00</b>	<b>182,275.31</b>	
<u>CAPITAL EXPENDITURE</u>											
Rate Revenue		0.00		0.00		0.00		0.00		0.00	
Other General Purpose Funding		468.00		468.00		351.00		156.63		468.00	
<u>CAPITAL REVENUE</u>											
Rate Revenue	0.00		0.00		0.00		0.00		0.00		
Other General Purpose Funding	0.00		0.00		0.00		0.00		0.00		
<b>SUB-TOTAL</b>	<b>0.00</b>	<b>468.00</b>	<b>0.00</b>	<b>468.00</b>	<b>0.00</b>	<b>351.00</b>	<b>0.00</b>	<b>156.63</b>	<b>0.00</b>	<b>468.00</b>	
<b>TOTAL - PROGRAMME SUMMARY</b>	<b>2,881,453.00</b>	<b>182,714.00</b>	<b>2,881,453.00</b>	<b>182,714.00</b>	<b>2,637,132.00</b>	<b>131,958.00</b>	<b>2,552,323.45</b>	<b>125,712.11</b>	<b>2,881,453.00</b>	<b>182,743.31</b>	

11.2.3. - Attachment 1

SHIRE OF MORAWA  
SCHEDULE 03 - GENERAL PURPOSE FUNDING  
Financial Statement for Period Ended  
31 March 2020

RATE REVENUE GL # JOB #	Adopted Budget		Revised Budget		YTD Budget		YTD Actual		Forecast Actual		Comments
	Revenue \$	Expenditure \$	Revenue \$	Expenditure \$	Revenue \$	Expenditure \$	Revenue \$	Expenditure \$	Revenue \$	Expenditure \$	
<b>OPERATING EXPENDITURE</b>											
03100 Administration Allocated - Rates		143,234.00		143,234.00		107,424.00		97,929.52		143,259.52	
03101 Expenses - Rate Revenue		2,500.00		2,500.00		1,872.00		758.70		2,500.00	
03102 Legal Costs, Debt Collection		10,000.00		10,000.00		7,497.00		13,237.61		10,000.00	
03103 Rate Notice Stationery expense		500.00		500.00		0.00		0.00		500.00	
03104 Valuation / Title Searches Expense		6,000.00		6,000.00		0.00		118.40		6,000.00	
<b>OPERATING REVENUE</b>											
03120 General Rates Levied	0.00		0.00		0.00		0.00		0.00		
03121 UV - Rural Rates	1,520,779.00		1,520,779.00		1,520,779.00		1,520,779.92		1,520,779.00		
03122 UV - Minimum Rates	2,424.00		2,424.00		2,424.00		2,424.00		2,424.00		
03123 GRV - Townsite Rates	220,243.00		220,243.00		220,243.00		220,242.67		220,243.00		
03124 GRV - Minimum Rates	13,332.00		13,332.00		13,332.00		13,332.00		13,332.00		
03125 GRV - Minimums Rural Townsite	0.00		0.00		0.00		0.00		0.00		
03126 Mining - UV Tenements	148,410.00		148,410.00		148,410.00		156,958.56		148,410.00		
03127 Mining - Minimum Rates	4,781.00		4,781.00		4,781.00		5,464.00		4,781.00		
03128 Interim Rates - GRV	0.00		0.00		0.00		0.00		0.00		
03129 Interim Rates - UV	0.00		0.00		0.00		4,498.98		0.00		
03130 Back Rates Levied	0.00		0.00		0.00		0.00		0.00		
03131 Less Rates Discount Allowed	(35,000.00)		(35,000.00)		(35,000.00)		(36,134.25)		(35,000.00)		
03132 Ex-Gratia Rates Received	6,165.00		6,165.00		6,165.00		6,165.11		6,165.00		
03133 Penalty Interest Raised on Rates	25,000.00		25,000.00		22,125.00		25,147.21		25,000.00		
03134 Rates Legal Charges	0.00		0.00		0.00		9,630.50		0.00		
03135 Rates Written-off	(3,000.00)		(3,000.00)		0.00		(886.27)		(3,000.00)		
03136 Instalment Interest Received	2,000.00		2,000.00		1,770.00		3,147.87		2,000.00		
03137 Account Enquiries Income	2,000.00		2,000.00		1,494.00		2,011.00		2,000.00		
03138 Rates Administration Fee	1,000.00		1,000.00		1,000.00		1,035.00		1,000.00		
03139 Pens Deferred Rates Interest	0.00		0.00		0.00		0.00		0.00		
03140 Movement in Excess Rates	0.00		0.00		0.00		(49,464.81)		0.00		
03235 WRITE-OFFS ESL	0.00		0.00		0.00		0.00		0.00		
SUB-TOTAL TO PROGRAMME SUMMARY	1,908,134.00	162,234.00	1,908,134.00	162,234.00	1,907,523.00	116,793.00	1,884,351.49	112,044.23	1,908,134.00	162,259.52	
<b>CAPITAL EXPENDITURE</b>											
<b>CAPITAL REVENUE</b>											
SUB-TOTAL TO PROGRAMME SUMMARY	0.00	0.00	0.00	0.00	0.00	0.00	0.00	0.00	0.00	0.00	
TOTAL - RATE REVENUE	1,908,134.00	162,234.00	1,908,134.00	162,234.00	1,907,523.00	116,793.00	1,884,351.49	112,044.23	1,908,134.00	162,259.52	



11.2.3. - Attachment 1

SHIRE OF MORAWA  
 SCHEDULE 03 - GENERAL PURPOSE FUNDING  
 Financial Statement for Period Ended  
 31 March 2020

OTHER GENERAL PURPOSE FUNDING GL # JOB #	Adopted Budget		Revised Budget		YTD Budget		YTD Actual		Forecast Actual		Comments
	Revenue \$	Expenditure \$	Revenue \$	Expenditure \$	Revenue \$	Expenditure \$	Revenue \$	Expenditure \$	Revenue \$	Expenditure \$	
<b>OPERATING EXPENDITURE</b>											
03200 Administration Allocated - GP Funding		19,762.00		19,762.00		14,814.00		13,511.93		19,765.79	
03201 Grants Commission Consultant		0.00		0.00		0.00		0.00		0.00	
03202 Other Expenses - GPF		250.00		250.00		0.00		0.00		250.00	
03203 Rounding Adjustment Account		0.00		0.00		0.00		(0.68)		0.00	
03204 Loss on FV Valuation of Assets		0.00		0.00		0.00		0.00		0.00	
<b>OPERATING REVENUE</b>											
03220 Grants Commission Grant - General	543,092.00		543,092.00		407,319.00		415,404.75		543,092.00		
03221 Grants Commission Grant - Local Roads	317,727.00		317,727.00		238,293.00		199,824.00	▼	317,727.00		
03222 Grants Commission Grants - Special	0.00		0.00		0.00		0.00		0.00		
03223 Interest Received - Municipal Account	12,000.00		12,000.00		9,000.00		6,609.70		12,000.00		
03224 Interest Received - Reserve Accounts	100,000.00		100,000.00		74,997.00		46,133.51	▼	100,000.00		
03225 Other Income - GPF	500.00		500.00		0.00		0.00		500.00		
SUB-TOTAL TO PROGRAMME SUMMARY	973,319.00	20,012.00	973,319.00	20,012.00	729,609.00	14,814.00	667,971.96	13,511.25	973,319.00	20,015.79	
<b>CAPITAL EXPENDITURE</b>											
03401 Transfer to Reserves - Other Gen Purpose F		0.00		0.00		0.00		0.00		0.00	
03402 Transfer Interest to Legal Fees Reserve ex l		468.00		468.00		351.00		156.63		468.00	
<b>CAPITAL REVENUE</b>											
03721 Transfers from Reserves	0.00		0.00		0.00		0.00		0.00		
SUB-TOTAL TO PROGRAMME SUMMARY	0.00	468.00	0.00	468.00	0.00	351.00		156.63	0.00	468.00	
TOTAL - OTHER GENERAL PURPOSE FUNDING	973,319.00	20,480.00	973,319.00	20,480.00	729,609.00	15,165.00	667,971.96	13,667.88	973,319.00	20,483.79	

SHIRE OF MORAWA  
SCHEDULE 04 - GOVERNANCE  
Financial Statement for Period Ended  
31 March 2020

PROGRAMME SUMMARY	Adopted Budget		Revised Budget		YTD Budget		YTD Actual		Forecast Actual		Comments
	Revenue \$	Expenditure \$	Revenue \$	Expenditure \$	Revenue \$	Expenditure \$	Revenue \$	Expenditure \$	Revenue \$	Expenditure \$	
<u>OPERATING EXPENDITURE</u>											
Members Of Council		398,666.23		398,666.23		305,877.00		260,575.51	▼	398,699.29	
Governance - General		106,700.00		106,700.00		69,769.00		46,822.33	▼	106,700.00	
<u>OPERATING REVENUE</u>											
Members Of Council	0.00		0.00		0.00		311.80			0.00	
Governance - General	0.00		0.00		0.00		2,363.18			0.00	
SUB-TOTAL	0.00	505,366.23	0.00	505,366.23	0.00	375,646.00	2,674.98	307,397.84		0.00	505,399.29
<u>CAPITAL EXPENDITURE</u>											
Members Of Council		0.00		0.00		0.00		0.00			0.00
Governance - General		0.00		0.00		0.00		0.00			0.00
<u>CAPITAL REVENUE</u>											
Members Of Council	0.00		0.00		0.00		0.00			0.00	
Governance - General	0.00		0.00		0.00		0.00			0.00	
SUB-TOTAL	0.00	0.00	0.00	0.00	0.00	0.00	0.00	0.00		0.00	0.00
TOTAL - PROGRAMME SUMMARY	0.00	505,366.23	0.00	505,366.23	0.00	375,646.00	2,674.98	307,397.84		0.00	505,399.29

11.2.3. - Attachment 1

SHIRE OF MORAWA  
SCHEDULE 04 - GOVERNANCE  
Financial Statement for Period Ended  
31 March 2020

MEMBERS OF COUNCIL GL # JOB #	Adopted Budget		Revised Budget		YTD Budget		YTD Actual		Forecast Actual		Comments
	Revenue \$	Expenditure \$	Revenue \$	Expenditure \$	Revenue \$	Expenditure \$	Revenue \$	Expenditure \$	Revenue \$	Expenditure \$	
<b>OPERATING EXPENDITURE</b>											
04100 Administration Allocated - Members		194,301.00		194,301.00		145,719.00		132,840.48		194,334.06	
04101 Council Election Expenses		3,000.00		3,000.00		3,000.00		1,150.00		3,000.00	
04103 Refreshments & Receptions		15,000.00		15,000.00		11,250.00		7,860.45		15,000.00	
04104 Presidential Allowances		21,250.00		21,250.00		15,936.00		15,937.50		21,250.00	
04105 Members Sitting Fees		64,000.00		64,000.00		48,000.00		48,000.00		64,000.00	
04106 Members Travelling		200.00		200.00		150.00		0.00		200.00	
04107 Members Conference Expenses		16,000.00		16,000.00		8,000.00		2,315.03		16,000.00	
04108 Other Expenses - Members of Council		1,500.00		1,500.00		1,125.00		2,540.01		1,500.00	
04109 Members Training		10,000.00		10,000.00		5,000.00		1,842.90		10,000.00	
04110 Members - Insurance		6,132.00		6,132.00		6,132.00		6,132.00		6,132.00	
04111 Members - Subscriptions, Donations		44,393.23		44,393.23		44,393.00		32,420.37		44,393.23	
04112 Maintenance - Council Chambers											
B4112 Do Not Use - Use B11103		5,729.00		5,729.00		4,302.00		0.00		5,729.00	
B4113 Maintenance To Chambers		0.00		0.00		0.00		593.00		0.00	
04115 Other Expenses Relating to Members		6,000.00		6,000.00		4,500.00		573.33		6,000.00	
04124 Depreciation - Members		11,161.00		11,161.00		8,370.00		8,370.44		11,161.00	
<b>OPERATING REVENUE</b>											
04130 Sale of Electoral Rolls	0.00		0.00		0.00		0.00		0.00		
04131 Members - Other Income	0.00		0.00		0.00		311.80		0.00		
04132 Grant/Contribution Income	0.00		0.00		0.00		0.00		0.00		
SUB-TOTAL	0.00	398,666.23	0.00	398,666.23	0.00	305,877.00	311.80	260,575.51	0.00	398,699.29	
<b>CAPITAL EXPENDITURE</b>											
04150 Purchase Furniture & Equipment - Members		0.00		0.00		0.00		0.00		0.00	
04151 Purchase Land & Buildings - Members of Co											
B04151 Old Council Chambers Upgrade		0.00		0.00		0.00		0.00		0.00	
<b>CAPITAL REVENUE</b>											
04170 Transfer from Reserves - Members of Council	0.00		0.00		0.00		0.00		0.00		
SUB-TOTAL	0.00	0.00	0.00	0.00	0.00	0.00	0.00	0.00	0.00	0.00	
TOTAL - MEMBERS OF COUNCIL	0.00	398,666.23	0.00	398,666.23	0.00	305,877.00	311.80	260,575.51	0.00	398,699.29	

11.2.3. - Attachment 1

SHIRE OF MORAWA  
SCHEDULE 04 - GOVERNANCE  
Financial Statement for Period Ended  
31 March 2020

GOVERNANCE - GENERAL GL # JOB #	Adopted Budget		Revised Budget		YTD Budget		YTD Actual		Forecast Actual		Comments
	Revenue \$	Expenditure \$	Revenue \$	Expenditure \$	Revenue \$	Expenditure \$	Revenue \$	Expenditure \$	Revenue \$	Expenditure \$	
<u>OPERATING EXPENDITURE</u>											
04200 Administration Allocated - Gov Gen		0.00		0.00		0.00		0.00			0.00
04201 Public Relations		10,000.00		10,000.00		7,497.00		375.45			10,000.00
04202 Audit Fees expense		47,500.00		47,500.00		23,750.00		38,160.00	▲		47,500.00
04203 Statutes & Publications		2,000.00		2,000.00		2,000.00		603.60			2,000.00
04204 CORPORATE PLAN STRATEGIES - Midwe		0.00		0.00		0.00		0.00			0.00
04205 Staff Training & Prof Dev. Midwest Regional		0.00		0.00		0.00		0.00			0.00
04206 Contrib to Sustainability Reviews		0.00		0.00		0.00		0.00			0.00
04207 Planning Expenses		35,000.00		35,000.00		24,500.00		6,183.28	▼		35,000.00
04208 Update Council's Website		4,000.00		4,000.00		4,000.00		0.00			4,000.00
04209 Scholarships, Prizes etc		2,500.00		2,500.00		2,500.00		1,500.00			2,500.00
04210 Statutory Advertising		700.00		700.00		522.00		0.00			700.00
04211 YARROC Contributions		0.00		0.00		0.00		0.00			0.00
04212 Community Grant Fund - < \$1000		5,000.00		5,000.00		5,000.00		0.00			5,000.00
<u>OPERATING REVENUE</u>											
04230 Other Income - Governance General	0.00		0.00		0.00		2,363.18				0.00
04240 Grant Income - Old Chambers Upgrade	0.00		0.00		0.00		0.00				0.00
04241 Grants Income - Governance	0.00		0.00		0.00		0.00				0.00
SUB-TOTAL	0.00	106,700.00	0.00	106,700.00	0.00	69,769.00	2,363.18	46,822.33		0.00	106,700.00
<u>CAPITAL EXPENDITURE</u>											
04250 Purchase Furniture & Equipment - Governar		0.00		0.00		0.00		0.00			0.00
04251 Purchase Land & Buildings - Governance G		0.00		0.00		0.00		0.00			0.00
04252 Transfer to Reserve - Governance General		0.00		0.00		0.00		0.00			0.00
<u>CAPITAL REVENUE</u>											
04270 Transfer From Reserves - Governance Gen	0.00		0.00		0.00		0.00			0.00	
SUB-TOTAL	0.00	0.00	0.00	0.00	0.00	0.00	0.00	0.00		0.00	0.00
TOTAL - GOVERNANCE - GENERAL	0.00	106,700.00	0.00	106,700.00	0.00	69,769.00	2,363.18	46,822.33		0.00	106,700.00

SHIRE OF MORAWA  
 SCHEDULE 05 - LAW, ORDER, PUBLIC SAFETY  
 Financial Statement for Period Ended  
 31 March 2020

PROGRAMME SUMMARY	Adopted Budget		Revised Budget		YTD Budget		YTD Actual		Forecast Actual		Comments
	Revenue \$	Expenditure \$	Revenue \$	Expenditure \$	Revenue \$	Expenditure \$	Revenue \$	Expenditure \$	Revenue \$	Expenditure \$	
<u>OPERATING EXPENDITURE</u>											
Fire Prevention		81,799.50		81,799.50		59,646.00		41,107.81	▼	81,799.90	
Animal Control		34,638.00		34,638.00		26,712.00		18,262.45		34,638.40	
Other Law, Order & Public Safety		1,381.00		1,381.00		1,026.00		146.76		1,381.00	
<u>OPERATING REVENUE</u>											
Fire Prevention	18,819.00		18,819.00		15,112.00		20,687.13		18,819.00		
Animal Control	3,500.00		3,500.00		3,022.00		1,315.00		3,500.00		
Other Law, Order & Public Safety	0.00		0.00		0.00		0.00		0.00		
SUB-TOTAL	22,319.00	117,818.50	22,319.00	117,818.50	18,134.00	87,384.00	22,002.13	59,517.02		22,319.00	117,819.30
<u>CAPITAL EXPENDITURE</u>											
Fire Prevention		0.00		0.00		0.00		0.00			0.00
Animal Control		0.00		0.00		0.00		0.00			0.00
Other Law, Order & Public Safety		0.00		0.00		0.00		0.00			0.00
<u>CAPITAL REVENUE</u>											
Fire Prevention	0.00		0.00		0.00		0.00		0.00		
Animal Control	0.00		0.00		0.00		0.00		0.00		
Other Law, Order & Public Safety	0.00		0.00		0.00		0.00		0.00		
SUB-TOTAL	0.00	0.00	0.00	0.00	0.00	0.00	0.00	0.00		0.00	0.00
TOTAL - PROGRAMME SUMMARY	22,319.00	117,818.50	22,319.00	117,818.50	18,134.00	87,384.00	22,002.13	59,517.02		22,319.00	117,819.30

11.2.3. - Attachment 1

SHIRE OF MORAWA  
 SCHEDULE 05 - LAW, ORDER, PUBLIC SAFETY  
 Financial Statement for Period Ended  
 31 March 2020

FIRE PREVENTION GL # JOB #	Adopted Budget		Revised Budget		YTD Budget		YTD Actual		Forecast Actual		Comments
	Revenue \$	Expenditure \$	Revenue \$	Expenditure \$	Revenue \$	Expenditure \$	Revenue \$	Expenditure \$	Revenue \$	Expenditure \$	
<b>OPERATING EXPENDITURE</b>											
05100 Admin Allocated - Fire Prev		4,119.00		4,119.00		3,087.00		2,816.39		4,119.40	
05101 Mtce of Equipment - Brigades		566.00		566.00		423.00		0.00		566.00	
05102 Mtce of Vehicles & Trailers - Brigades		5,261.00		5,261.00		3,942.00		5,495.06		5,261.00	
05103 Mtce of Land & Buildings - Brigades		1,300.00		1,300.00		1,300.00		757.76		1,300.00	
05104 Clothing & Accessories - Brigades		2,500.00		2,500.00		2,500.00		0.00		2,500.00	
05105 Utilities, Rates - Brigades		4,000.00		4,000.00		2,988.00		1,527.16		4,000.00	
05106 Other Goods & Services - Brigades		1,000.00		1,000.00		747.00		131.50		1,000.00	
05107 Insurances - Brigades		7,496.50		7,496.50		7,495.00		7,784.06		7,496.50	
05108 Plant & Equip. <\$1,000 - Brigades		0.00		0.00		0.00		0.00		0.00	
05109 Plant & Equip >\$1,000-<\$3,000 - Brigades		0.00		0.00		0.00		0.00		0.00	
05110 Depreciation - Fire Prevention		33,557.00		33,557.00		25,164.00		14,346.02		33,557.00	
05111 Loss on Disposal of Assets - Fire Prevention		0.00		0.00		0.00		0.00		0.00	
05112 Fire Services Manager x 4 Shires		20,000.00		20,000.00		10,000.00		8,249.86		20,000.00	
05113 Fire Hydrant Maintenance		2,000.00		2,000.00		2,000.00		0.00		2,000.00	
05114 Donation of Vehicles to FESA - Fire Preventi		0.00		0.00		0.00		0.00		0.00	
	Jobs	0.00		0.00		0.00		0.00		0.00	
	Jobs	0.00		0.00		0.00		0.00		0.00	
<b>OPERATING REVENUE</b>											
05120 Other Income - Fire Prevention	14,819.00		14,819.00		11,112.00		16,687.13		14,819.00		
05121 ESL Admin Fee (from DFES)	4,000.00		4,000.00		4,000.00		4,000.00		4,000.00		
05122 Profit on Disposal of Assets - Fire Prevention	0.00		0.00		0.00		0.00		0.00		
05123 Grant/Contribution Income Fire Prevention	0.00		0.00		0.00		0.00		0.00		
<b>SUB-TOTAL</b>	<b>18,819.00</b>	<b>81,799.50</b>	<b>18,819.00</b>	<b>81,799.50</b>	<b>15,112.00</b>	<b>59,646.00</b>	<b>20,687.13</b>	<b>41,107.81</b>	<b>18,819.00</b>	<b>81,799.90</b>	
<b>CAPITAL EXPENDITURE</b>											
05150 Land and Buildings - Fire Prevention		0.00		0.00		0.00		0.00		0.00	
05151 Plant & Equip - Fire Prevention		0.00		0.00		0.00		0.00		0.00	
05160 Transfer to Reserves - Fire Prevention		0.00		0.00		0.00		0.00		0.00	
<b>CAPITAL REVENUE</b>											
05170 Proceeds on Disposal of Assets - Fire Prever	0.00		0.00		0.00		0.00		0.00		
05171 Realisation on Disposal of Assets - Fire Prev	0.00		0.00		0.00		0.00		0.00		
05172 Transfer Ex Reserve - Fire Prevention	0.00		0.00		0.00		0.00		0.00		
<b>SUB-TOTAL</b>	<b>0.00</b>	<b>0.00</b>	<b>0.00</b>	<b>0.00</b>	<b>0.00</b>	<b>0.00</b>	<b>0.00</b>	<b>0.00</b>	<b>0.00</b>	<b>0.00</b>	
<b>TOTAL - FIRE PREVENTION</b>	<b>18,819.00</b>	<b>81,799.50</b>	<b>18,819.00</b>	<b>81,799.50</b>	<b>15,112.00</b>	<b>59,646.00</b>	<b>20,687.13</b>	<b>41,107.81</b>	<b>18,819.00</b>	<b>81,799.90</b>	

SHIRE OF MORAWA  
SCHEDULE 05 - LAW, ORDER, PUBLIC SAFETY  
Financial Statement for Period Ended  
31 March 2020

ANIMAL CONTROL GL # JOB #	Adopted Budget		Revised Budget		YTD Budget		YTD Actual		Forecast Actual		Comments
	Revenue \$	Expenditure \$	Revenue \$	Expenditure \$	Revenue \$	Expenditure \$	Revenue \$	Expenditure \$	Revenue \$	Expenditure \$	
<b>OPERATING EXPENDITURE</b>											
05200 Admin Allocated - Animal Control		4,119.00		4,119.00		3,087.00		2,816.39		4,119.40	
05201 Pound Maintenance		767.00		767.00		582.00		0.00		767.00	
05202 Ranger Expenses		26,752.00		26,752.00		20,043.00		14,195.70		26,752.00	
05203 Cat/Dog Other Expenses		3,000.00		3,000.00		3,000.00		1,250.36		3,000.00	
05205 Depreciation - Animal Control		0.00		0.00		0.00		0.00		0.00	
<b>OPERATING REVENUE</b>											
05220 Fines and Penalties	1,000.00		1,000.00		747.00		0.00		1,000.00		
05221 Dog Registration Fees	2,000.00		2,000.00		1,820.00		1,152.50		2,000.00		
05222 Pound Maintenance Fees	0.00		0.00		0.00		0.00		0.00		
05223 Cat Act Grant	0.00		0.00		0.00		0.00		0.00		
05224 Cat Licenses	500.00		500.00		455.00		162.50		500.00		
SUB-TOTAL	3,500.00	34,638.00	3,500.00	34,638.00	3,022.00	26,712.00	1,315.00	18,262.45	3,500.00	34,638.40	
<b>CAPITAL EXPENDITURE</b>											
05250 Land and Buildings - Animal Control		0.00		0.00		0.00		0.00		0.00	
<b>CAPITAL REVENUE</b>											
SUB-TOTAL	0.00	0.00	0.00	0.00	0.00	0.00	0.00	0.00	0.00	0.00	
TOTAL - ANIMAL CONTROL	3,500.00	34,638.00	3,500.00	34,638.00	3,022.00	26,712.00	1,315.00	18,262.45	3,500.00	34,638.40	

11.2.3. - Attachment 1

SHIRE OF MORAWA  
 SCHEDULE 05 - LAW, ORDER, PUBLIC SAFETY  
 Financial Statement for Period Ended  
 31 March 2020

OTHER LAW, ORDER & PUBLIC SAFETY GL # JOB #	Adopted Budget		Revised Budget		YTD Budget		YTD Actual		Forecast Actual		Comments
	Revenue \$	Expenditure \$	Revenue \$	Expenditure \$	Revenue \$	Expenditure \$	Revenue \$	Expenditure \$	Revenue \$	Expenditure \$	
<b>OPERATING EXPENDITURE</b>											
05300 Admin Allocated - Other Law, Order & Public		0.00		0.00		0.00		0.00		0.00	
05301 Mtce of Equipment - SES		0.00		0.00		0.00		0.00		0.00	
05302 Mtce of Vehicles & Trailers - SES		986.00		986.00		738.00		0.00		986.00	
05303 Mtce of Land & Buildings - SES		0.00		0.00		0.00		0.00		0.00	
05304 Clothing & Accessories - SES		0.00		0.00		0.00		0.00		0.00	
05305 Utilities, Rates - SES		0.00		0.00		0.00		113.26		0.00	
05306 Other Goods & Services - SES		0.00		0.00		0.00		0.00		0.00	
05307 Insurances - SES		0.00		0.00		0.00		0.00		0.00	
05308 Plant & Equip <\$1,000 - SES		0.00		0.00		0.00		0.00		0.00	
05309 Plant & Equip >\$1,000-<\$3,000 - SES		0.00		0.00		0.00		0.00		0.00	
05310 Crime Prevention Plan		0.00		0.00		0.00		0.00		0.00	
05311 Depreciation - Oth Law and Order		395.00		395.00		288.00		33.50		395.00	
05312 Loss on Disposal of Asset - Other Law, Orde		0.00		0.00		0.00		0.00		0.00	
05314 Donation of Vehicles to FESA - Other Law, C		0.00		0.00		0.00		0.00		0.00	
<b>OPERATING REVENUE</b>											
05330 Grant Income - Other Law, Order & Public Sa	0.00		0.00		0.00		0.00		0.00		
05331 FESA Grant Income - SES	0.00		0.00		0.00		0.00		0.00		
05332 Reimbursements/Contributions - Other Law,	0.00		0.00		0.00		0.00		0.00		
05333 Profit on Disposal of Assets - Other Law, Orc	0.00		0.00		0.00		0.00		0.00		
SUB-TOTAL	0.00	1,381.00	0.00	1,381.00	0.00	1,026.00	0.00	146.76	0.00	1,381.00	
<b>CAPITAL EXPENDITURE</b>											
05350 Purchase Plant - Law & Order		0.00		0.00		0.00		0.00		0.00	
05351 Purchase L & B - SES		0.00		0.00		0.00		0.00		0.00	
05352 Purchase F & E - SES		0.00		0.00		0.00		0.00		0.00	
05360 Transfer to Reserve - Other Law, Order & Pu		0.00		0.00		0.00		0.00		0.00	
<b>CAPITAL REVENUE</b>											
05370 Proceeds on Disposal of Assets - Other Law,	0.00		0.00		0.00		0.00		0.00		
05371 Realisation on Disposal of Assets - Other La	0.00		0.00		0.00		0.00		0.00		
05372 Transfer Ex Reserve - Other Law, Order & Pi	0.00		0.00		0.00		0.00		0.00		
SUB-TOTAL	0.00	0.00	0.00	0.00	0.00	0.00	0.00	0.00	0.00	0.00	
TOTAL - OTHER LAW, ORDER & PUBLIC SAFETY	0.00	1,381.00	0.00	1,381.00	0.00	1,026.00	0.00	146.76	0.00	1,381.00	



11.2.3. - Attachment 1

SHIRE OF MORAWA  
SCHEDULE 07 - HEALTH  
Financial Statement for Period Ended  
31 March 2020

PROGRAMME SUMMARY	Adopted Budget		Revised Budget		YTD Budget		YTD Actual		Forecast Actual		Comments
	Revenue \$	Expenditure \$	Revenue \$	Expenditure \$	Revenue \$	Expenditure \$	Revenue \$	Expenditure \$	Revenue \$	Expenditure \$	
<b>OPERATING EXPENDITURE</b>											
Maternal and Infant Health		837.00		837.00		837.00		837.00		837.00	
Preventative Services - Meat Inspection		350.00		350.00		261.00		0.00		350.00	
Preventative Services - Administration & Inspection		66,659.00		66,659.00		50,835.00		26,743.70 ▼		66,660.01	
Preventative Services - Pest Control		10,737.00		10,737.00		9,108.00		4,583.00		10,738.12	
Preventative Services - Other		0.00		0.00		0.00		0.00		0.00	
Other Health		128,443.00		128,443.00		94,352.00		77,020.04 ▼		135,431.82	
<b>OPERATING REVENUE</b>											
Maternal and Infant Health	0.00		0.00		0.00		0.00		0.00		
Preventative Services - Meat Inspection	350.00		350.00		350.00		0.00		350.00		
Preventative Services - Administration & Inspection	0.00		0.00		0.00		0.00		0.00		
Preventative Services - Pest Control	0.00		0.00		0.00		0.00		0.00		
Preventative Services - Other	0.00		0.00		0.00		0.00		0.00		
Other Health	10,000.00		10,000.00		5,000.00		1,481.75		10,000.00		
<b>SUB-TOTAL</b>	<b>10,350.00</b>	<b>207,026.00</b>	<b>10,350.00</b>	<b>207,026.00</b>	<b>5,350.00</b>	<b>155,393.00</b>	<b>1,481.75</b>	<b>109,183.74</b>	<b>10,350.00</b>	<b>214,016.95</b>	
<b>CAPITAL EXPENDITURE</b>											
Maternal and Infant Health		0.00		0.00		0.00		0.00		0.00	
Preventative Services - Meat Inspection		0.00		0.00		0.00		0.00		0.00	
Preventative Services - Administration & Inspection		0.00		0.00		0.00		0.00		0.00	
Preventative Services - Pest Control		0.00		0.00		0.00		0.00		0.00	
Preventative Services - Other		0.00		0.00		0.00		0.00		0.00	
Other Health		0.00		0.00		0.00		0.00		0.00	
<b>CAPITAL REVENUE</b>											
Maternal and Infant Health	0.00		0.00		0.00		0.00		0.00		
Preventative Services - Meat Inspection	0.00		0.00		0.00		0.00		0.00		
Preventative Services - Administration & Inspection	0.00		0.00		0.00		0.00		0.00		
Preventative Services - Pest Control	0.00		0.00		0.00		0.00		0.00		
Preventative Services - Other	0.00		0.00		0.00		0.00		0.00		
Other Health	0.00		0.00		0.00		0.00		0.00		
<b>SUB-TOTAL</b>	<b>0.00</b>	<b>0.00</b>	<b>0.00</b>	<b>0.00</b>	<b>0.00</b>	<b>0.00</b>	<b>0.00</b>	<b>0.00</b>	<b>0.00</b>	<b>0.00</b>	
<b>TOTAL - PROGRAMME SUMMARY</b>	<b>10,350.00</b>	<b>207,026.00</b>	<b>10,350.00</b>	<b>207,026.00</b>	<b>5,350.00</b>	<b>155,393.00</b>	<b>1,481.75</b>	<b>109,183.74</b>	<b>10,350.00</b>	<b>214,016.95</b>	

11.2.3. - Attachment 1

SHIRE OF MORAWA  
SCHEDULE 07 - HEALTH  
Financial Statement for Period Ended  
31 March 2020

MATERNAL AND INFANT HEALTH GL # JOB #	Adopted Budget		Revised Budget		YTD Budget		YTD Actual		Forecast Actual		Bud Review Movement		Comments
	Revenue \$	Expenditure \$	Revenue \$	Expenditure \$	Revenue \$	Expenditure \$	Revenue \$	Expenditure \$	Revenue \$	Expenditure \$	Revenue \$	Expenditure \$	
<u>OPERATING EXPENDITURE</u>													
07100 Admin Allocated - Infant Health		0.00		0.00		0.00		0.00		0.00			
07101 Other Expenses - Maternal and Infant Health		837.00		837.00		837.00		837.00		837.00			
07102 Depreciation - Infant Health		0.00		0.00		0.00		0.00		0.00			
<u>OPERATING REVENUE</u>													
07130 Other Income - Maternal and Infant Health	0.00		0.00		0.00		0.00		0.00				
SUB-TOTAL	0.00	837.00	0.00	837.00	0.00	837.00	0.00	837.00	0.00	837.00	0.00	0.00	
<u>CAPITAL EXPENDITURE</u>													
07150 Furniture and Equipment		0.00		0.00		0.00		0.00		0.00			
<u>CAPITAL REVENUE</u>													
SUB-TOTAL	0.00	0.00	0.00	0.00	0.00	0.00	0.00	0.00	0.00	0.00	0.00	0.00	
TOTAL - MATERNAL AND INFANT HEALTH	0.00	837.00	0.00	837.00	0.00	837.00	0.00	837.00	0.00	837.00	0.00	0.00	

11.2.3. - Attachment 1

SHIRE OF MORAWA  
SCHEDULE 07 - HEALTH  
Financial Statement for Period Ended  
31 March 2020

PREVENTATIVE SERVICES - MEAT INSPECTION GL # <b>JOB #</b>	Adopted Budget		Revised Budget		YTD Budget		YTD Actual		Forecast Actual		Bud Review Movement		Comments
	Revenue \$	Expenditure \$	Revenue \$	Expenditure \$	Revenue \$	Expenditure \$	Revenue \$	Expenditure \$	Revenue \$	Expenditure \$	Revenue \$	Expenditure \$	
<u>OPERATING EXPENDITURE</u>													
07300 Other Expenses - Preventative Services		350.00		350.00		261.00		0.00		350.00		350.00	
<u>OPERATING REVENUE</u>													
07330 Other Income - Preventative Services	350.00		350.00		350.00		0.00		350.00				
SUB-TOTAL	350.00	350.00	350.00	350.00	350.00	261.00	0.00	0.00	350.00	350.00	0.00	0.00	
<u>CAPITAL EXPENDITURE</u>													
07350 Furniture & Equipment		0.00		0.00		0.00		0.00		0.00		0.00	
<u>CAPITAL REVENUE</u>													
SUB-TOTAL	0.00	0.00	0.00	0.00	0.00	0.00	0.00	0.00	0.00	0.00	0.00	0.00	
TOTAL - PREVENTATIVE SERVICES - MEAT INSPECTION	350.00	350.00	350.00	350.00	350.00	261.00	0.00	0.00	350.00	350.00	0.00	0.00	

11.2.3. - Attachment 1

SHIRE OF MORAWA  
SCHEDULE 07 - HEALTH  
Financial Statement for Period Ended  
31 March 2020

PREVENTATIVE SERVICES - ADMIN & INSPECTION GL # JOB #	Adopted Budget		Revised Budget		YTD Budget		YTD Actual		Forecast Actual		Comments
	Revenue \$	Expenditure \$	Revenue \$	Expenditure \$	Revenue \$	Expenditure \$	Revenue \$	Expenditure \$	Revenue \$	Expenditure \$	
<b>OPERATING EXPENDITURE</b>											
07400 Administration Allocated		6,101.00		6,101.00		4,572.00		4,171.49		6,101.91	
07401 Employee Expenses - EM		4,412.00		4,412.00		3,411.00		91.00		4,412.00	
07402 Accommodation and Meals		0.00		0.00		0.00		0.00		0.00	
07403 Conference /Training - MDEH		0.00		0.00		0.00		0.00		0.00	
07404 Vehicle Expenses - MDEH		0.00		0.00		0.00		0.00		0.00	
07405 Printing and Stationery		0.00		0.00		0.00		0.00		0.00	
07406 Telephone and Electricity		0.00		0.00		0.00		0.00		0.00	
07407 Other Expenses - NWHS		0.00		0.00		0.00		0.00		0.00	
07408 Secretarial Expenses		0.00		0.00		0.00		0.00		0.00	
07409 Statutes and Publications		3,000.00		3,000.00		3,000.00		0.00		3,000.00	
07410 Analytical Expenses		1,500.00		1,500.00		1,125.00		369.75		1,500.00	
07411 Housing Costs Allocated - Prev Svcs Health.		1,646.00		1,646.00		1,233.00		2,780.66		1,646.10	
07412 Less MDEH alloc to Town Plan		0.00		0.00		0.00		0.00		0.00	
07413 Less MDEH alloc to Building Control		0.00		0.00		0.00		0.00		0.00	
07414 Depreciation - Health Inspections		0.00		0.00		0.00		0.00		0.00	
07415 Loss on Disposal of Asset - Preventative Ser		0.00		0.00		0.00		0.00		0.00	
07416 External EHO Services		50,000.00		50,000.00		37,494.00		19,330.80 ▼		50,000.00	
<b>OPERATING REVENUE</b>											
07430 Other Income - Prev Svcs Admin & Inspectio	0.00		0.00		0.00		0.00		0.00		
07431 Contributions - Prev Svcs Admin & Inspector	0.00		0.00		0.00		0.00		0.00		
07432 Profit on Disposal of Assets - Prev Svcs Adm	0.00		0.00		0.00		0.00		0.00		
SUB-TOTAL	0.00	66,659.00	0.00	66,659.00	0.00	50,835.00	0.00	26,743.70	0.00	66,660.01	
<b>CAPITAL EXPENDITURE</b>											
07450 Furniture & Equipment Admin		0.00		0.00		0.00		0.00		0.00	
07452 Fogger		0.00		0.00		0.00		0.00		0.00	
<b>CAPITAL REVENUE</b>											
07470 Proceeds on Asset Disposal - Prev Svcs Adr	0.00		0.00		0.00		0.00		0.00		
07471 Realisation on Asset Disposal - Prev Svcs Ar	0.00		0.00		0.00		0.00		0.00		
SUB-TOTAL	0.00	0.00	0.00	0.00	0.00	0.00	0.00	0.00	0.00	0.00	
TOTAL - PREVENTATIVE SERVICES - ADMIN & INSPECTION	0.00	66,659.00	0.00	66,659.00	0.00	50,835.00	0.00	26,743.70	0.00	66,660.01	

11.2.3. - Attachment 1

SHIRE OF MORAWA  
 SCHEDULE 07 - HEALTH  
 Financial Statement for Period Ended  
 31 March 2020

PREVENTATIVE SERVICES - PEST CONTROL GL # JOB #	Adopted Budget		Revised Budget		YTD Budget		YTD Actual		Forecast Actual		Comments
	Revenue \$	Expenditure \$	Revenue \$	Expenditure \$	Revenue \$	Expenditure \$	Revenue \$	Expenditure \$	Revenue \$	Expenditure \$	
<u>OPERATING EXPENDITURE</u>											
07500 Admin Allocated - Pest Control		5,608.00		5,608.00		4,203.00		3,834.64		5,609.12	
07501 Other Expenses - Pest Control		5,129.00		5,129.00		4,905.00		748.36		5,129.00	
<u>OPERATING REVENUE</u>											
07530 Other Income - Pest Control	0.00		0.00		0.00		0.00		0.00		
SUB-TOTAL	0.00	10,737.00	0.00	10,737.00	0.00	9,108.00	0.00	4,583.00	0.00	10,738.12	
<u>CAPITAL EXPENDITURE</u>											
<u>CAPITAL REVENUE</u>											
SUB-TOTAL	0.00	0.00	0.00	0.00	0.00	0.00	0.00	0.00	0.00	0.00	
TOTAL - PREVENTATIVE SERVICES - PEST CONTROL	0.00	10,737.00	0.00	10,737.00	0.00	9,108.00	0.00	4,583.00	0.00	10,738.12	

11.2.3. - Attachment 1

SHIRE OF MORAWA  
SCHEDULE 07 - HEALTH  
Financial Statement for Period Ended  
31 March 2020

OTHER HEALTH GL # JOB #	Adopted Budget		Revised Budget		YTD Budget		YTD Actual		Forecast Actual		Comments
	Revenue \$	Expenditure \$	Revenue \$	Expenditure \$	Revenue \$	Expenditure \$	Revenue \$	Expenditure \$	Revenue \$	Expenditure \$	
<b>OPERATING EXPENDITURE</b>											
07700 Admin Allocated - Other Health		14,108.00		14,108.00		10,575.00		9,645.51		14,109.95	
07701 Ambulance/Emergency Services		2,926.00		2,926.00		2,233.00		0.00		2,926.00	
07702 Drs Surgery Maintenance											
<b>B7702 Drs Surgery Maintenance</b>		<b>11,783.00</b>		<b>11,783.00</b>		<b>8,873.00</b>		<b>20,775.07</b>		<b>11,783.00</b>	
07703 Drs Surgery Operating Exp		4,722.00		4,722.00		4,263.00		990.00		4,722.00	
07704 Drs Vehicle Allowance		0.00		0.00		0.00		7,790.79		0.00	
07705 Drs Surgery Cleaning											
<b>B07705 Drs Surgery Cleaning</b>		<b>0.00</b>		<b>0.00</b>		<b>0.00</b>		<b>0.00</b>		<b>0.00</b>	
07706 Doctor Office Expenses		31,170.00		31,170.00		23,373.00		3,479.14		31,170.00	
07707 Regn Fees (Medical Board)		4,000.00		4,000.00		0.00		0.00		4,000.00	
07708 DO NOT USE Furniture & Equipment		0.00		0.00		0.00		0.00		0.00	
07709 Housing Costs Allocated - Other Health		5,574.00		5,574.00		4,176.00		3,787.71		5,574.00	
07710 Telephone - Medical Centre		5,000.00		5,000.00		3,744.00		3,059.93		5,000.00	
07711 Other Expenses - Other Health		5,100.00		5,100.00		3,570.00		0.00		5,100.00	
07712 Depreciation - Oth Health		20,693.00		20,693.00		15,516.00		10,344.20		20,693.00	
07713 Loss on Disposal of Assets - Other Health		2,000.00		2,000.00		2,000.00		8,986.87		8,986.87	
07714 Old Hospital Building											
<b>B07714 Old Hospital Buiding Maintenance/Operations</b>		<b>14,367.00</b>		<b>14,367.00</b>		<b>10,782.00</b>		<b>7,160.82</b>		<b>14,367.00</b>	
07715 Salary & Wages		0.00		0.00		0.00		0.00		0.00	
07716 Superannuation		0.00		0.00		0.00		0.00		0.00	
07717 Contribution to Mobile Dental Clinic		0.00		0.00		0.00		0.00		0.00	
07718 RFDS Dental Accommodation		7,000.00		7,000.00		5,247.00		1,000.00		7,000.00	
07719 DO NOT USE - Medicare - Payments Dr Risi		0.00		0.00		0.00		0.00		0.00	
<b>OPERATING REVENUE</b>											
07730 Other Income - Other Health	10,000.00		10,000.00		5,000.00		1,481.75		10,000.00		
07731 Grants - Drs House and Surgery	0.00		0.00		0.00		0.00		0.00		
07732 Profit on Disposal of Assets - Other Health	0.00		0.00		0.00		0.00		0.00		
07733 Medicare Receipts	0.00		0.00		0.00		0.00		0.00		
<b>SUB-TOTAL</b>	<b>10,000.00</b>	<b>128,443.00</b>	<b>10,000.00</b>	<b>128,443.00</b>	<b>5,000.00</b>	<b>94,352.00</b>	<b>1,481.75</b>	<b>77,020.04</b>	<b>10,000.00</b>	<b>135,431.82</b>	
<b>CAPITAL EXPENDITURE</b>											
07451 Plant & Equipment		0.00		0.00		0.00		0.00		0.00	
07750 Furniture & Equipment - Other Health		0.00		0.00		0.00		0.00		0.00	
07751 Plant & Equipment - Other Health		0.00		0.00		0.00		0.00		0.00	
07755 Land & Bldgs - Dr's Surgery Upgrade		0.00		0.00		0.00		0.00		0.00	
07760 Land & Blgs - Dr's Residence		0.00		0.00		0.00		0.00		0.00	
07765 Purchase Pland & Equipment - Doc's Vehicle		0.00		0.00		0.00		0.00		0.00	
<b>CAPITAL REVENUE</b>											
07761 Transfer from Reserves - Other Health	0.00		0.00		0.00		0.00		0.00		
07762 Proceeds on Asset Disposal - Other Health	18,000.00		18,000.00		18,000.00		10,909.09		10,909.09		
07763 Realisation on Asset Disposal - Other Health	(18,000.00)		(18,000.00)		(18,000.00)		(10,909.09)		(10,909.09)		
<b>SUB-TOTAL</b>	<b>0.00</b>	<b>0.00</b>	<b>0.00</b>	<b>0.00</b>	<b>0.00</b>	<b>0.00</b>	<b>0.00</b>	<b>0.00</b>	<b>0.00</b>	<b>0.00</b>	
<b>TOTAL - OTHER HEALTH</b>	<b>10,000.00</b>	<b>128,443.00</b>	<b>10,000.00</b>	<b>128,443.00</b>	<b>5,000.00</b>	<b>94,352.00</b>	<b>1,481.75</b>	<b>77,020.04</b>	<b>10,000.00</b>	<b>135,431.82</b>	

SHIRE OF MORAWA  
SCHEDULE 08 - EDUCATION & WELFARE  
Financial Statement for Period Ended  
31 March 2020

PROGRAMME SUMMARY	Adopted Budget		Revised Budget		YTD Budget		YTD Actual		Forecast Actual		Comments
	Revenue \$	Expenditure \$	Revenue \$	Expenditure \$	Revenue \$	Expenditure \$	Revenue \$	Expenditure \$	Revenue \$	Expenditure \$	
<u>OPERATING EXPENDITURE</u>											
Other Education		6,119.00		6,119.00		4,581.00		4,597.19		6,119.40	
Care of Families & Children		30,764.00		30,764.00		25,580.00		21,342.11		30,764.00	
Aged & Disabled - Senior Citizens		0.00		0.00		0.00		0.00		0.00	
Other Welfare		166,100.47		166,100.47		126,250.00		118,561.56		166,105.77	
<u>OPERATING REVENUE</u>											
Other Education	0.00		0.00		0.00		0.00		0.00		
Care of Families & Children	2,400.00		2,400.00		1,800.00		1,953.42		2,400.00		
Aged & Disabled - Senior Citizens	0.00		0.00		0.00		0.00		0.00		
Other Welfare	0.00		0.00		0.00		6,260.00		0.00		
<b>SUB-TOTAL</b>	<b>2,400.00</b>	<b>202,983.47</b>	<b>2,400.00</b>	<b>202,983.47</b>	<b>1,800.00</b>	<b>156,411.00</b>	<b>8,213.42</b>	<b>144,500.86</b>	<b>2,400.00</b>	<b>202,989.17</b>	
<u>CAPITAL EXPENDITURE</u>											
Other Education		0.00		0.00		0.00		0.00		0.00	
Care of Families & Children		0.00		0.00		0.00		0.00		0.00	
Aged & Disabled - Senior Citizens		0.00		0.00		0.00		0.00		0.00	
Other Welfare		0.00		0.00		0.00		0.00		0.00	
<u>CAPITAL REVENUE</u>											
Other Education	0.00		0.00		0.00		0.00		0.00		
Care of Families & Children	0.00		0.00		0.00		0.00		0.00		
Aged & Disabled - Senior Citizens	0.00		0.00		0.00		0.00		0.00		
Other Welfare	0.00		0.00		0.00		0.00		0.00		
<b>SUB-TOTAL</b>	<b>0.00</b>	<b>0.00</b>	<b>0.00</b>	<b>0.00</b>	<b>0.00</b>	<b>0.00</b>	<b>0.00</b>	<b>0.00</b>	<b>0.00</b>	<b>0.00</b>	
<b>TOTAL - PROGRAMME SUMMARY</b>	<b>2,400.00</b>	<b>202,983.47</b>	<b>2,400.00</b>	<b>202,983.47</b>	<b>1,800.00</b>	<b>156,411.00</b>	<b>8,213.42</b>	<b>144,500.86</b>	<b>2,400.00</b>	<b>202,989.17</b>	

11.2.3. - Attachment 1

SHIRE OF MORAWA  
 SCHEDULE 08 - EDUCATION & WELFARE  
 Financial Statement for Period Ended  
 31 March 2020

OTHER EDUCATION GL # JOB #	Adopted Budget		Revised Budget		YTD Budget		YTD Actual		Forecast Actual		Comments
	Revenue \$	Expenditure \$	Revenue \$	Expenditure \$	Revenue \$	Expenditure \$	Revenue \$	Expenditure \$	Revenue \$	Expenditure \$	
<b>OPERATING EXPENDITURE</b>											
08200 Admin Allocated - Oth Education		4,119.00		4,119.00		3,087.00		2,816.39		4,119.40	
08201 Educ/Officer's Employee Expenses		0.00		0.00		0.00		0.00		0.00	
08202 Educ/ Officer's Insurance		0.00		0.00		0.00		0.00		0.00	
08205 Education - Oth Exp.		2,000.00		2,000.00		1,494.00		1,780.80		2,000.00	
08210 MEA Consultancy		0.00		0.00		0.00		0.00		0.00	
08212 Old Hospital Expenditure (USE B07714) <span style="color:red">Jobs</span>											
<span style="color:red">B8212 Do Not Use - Use B07714</span>		0.00		0.00		0.00		0.00		0.00	
08215 Depreciation - Oth Education		0.00		0.00		0.00		0.00		0.00	
08216 Industry Training Centre Expenditure		0.00		0.00		0.00		0.00		0.00	
08220 Ramit Project Expenses		0.00		0.00		0.00		0.00		0.00	
<b>OPERATING REVENUE</b>											
08230 Other Income - Other Education	0.00		0.00		0.00		0.00		0.00		
08231 Contributions/Grants	0.00		0.00		0.00		0.00		0.00		
08232 RAMIT Grant	0.00		0.00		0.00		0.00		0.00		
<b>SUB-TOTAL</b>	<b>0.00</b>	<b>6,119.00</b>	<b>0.00</b>	<b>6,119.00</b>	<b>0.00</b>	<b>4,581.00</b>	<b>0.00</b>	<b>4,597.19</b>	<b>0.00</b>	<b>6,119.40</b>	
<b>CAPITAL EXPENDITURE</b>											
08250 Purchase Furniture & Equipment - Other Edt.		0.00		0.00		0.00		0.00		0.00	
08251 Transfer to Reserves - Other Education		0.00		0.00		0.00		0.00		0.00	
<b>CAPITAL REVENUE</b>											
08270 Transfer from Reserve Funds	0.00		0.00		0.00		0.00		0.00		
<b>SUB-TOTAL</b>	<b>0.00</b>	<b>0.00</b>	<b>0.00</b>	<b>0.00</b>	<b>0.00</b>	<b>0.00</b>	<b>0.00</b>	<b>0.00</b>	<b>0.00</b>	<b>0.00</b>	
<b>TOTAL - OTHER EDUCATION</b>	<b>0.00</b>	<b>6,119.00</b>	<b>0.00</b>	<b>6,119.00</b>	<b>0.00</b>	<b>4,581.00</b>	<b>0.00</b>	<b>4,597.19</b>	<b>0.00</b>	<b>6,119.40</b>	



11.2.3. - Attachment 1

SHIRE OF MORAWA  
SCHEDULE 08 - EDUCATION & WELFARE  
Financial Statement for Period Ended  
31 March 2020

CARE OF FAMILIES & CHILDREN GL # JOB #	Adopted Budget		Revised Budget		YTD Budget		YTD Actual		Forecast Actual		Bud Review Movement		Comments
	Revenue \$	Expenditure \$	Revenue \$	Expenditure \$	Revenue \$	Expenditure \$	Revenue \$	Expenditure \$	Revenue \$	Expenditure \$	Revenue \$	Expenditure \$	
<u>OPERATING EXPENDITURE</u>													
08300 Other Expenses - Families & Children		0.00		0.00		0.00		0.00		0.00			
08301 Building Mtce - Day Care Centre													
B8301 Building Maintenance - Child Care Centre - Old Building		17,220.00		17,220.00		14,830.00		14,699.50		17,220.00			
B8302 Building Mtce - Child Care Centre - Transportable		5,649.00		5,649.00		4,837.00		721.04		5,649.00			
08305 Depreciation - Child Care		7,895.00		7,895.00		5,913.00		5,921.57		7,895.00			
08306 Administration Allocated to Child Care		0.00		0.00		0.00		0.00		0.00			
<u>OPERATING REVENUE</u>													
08302 Other Income - Care of Families & Children	2,400.00		2,400.00		1,800.00		1,953.42		2,400.00				
SUB-TOTAL	2,400.00	30,764.00	2,400.00	30,764.00	1,800.00	25,580.00	1,953.42	21,342.11	2,400.00	30,764.00	0.00	0.00	
<u>CAPITAL EXPENDITURE</u>													
08350 Furniture & Equipment - Care		0.00		0.00		0.00		0.00		0.00			
<u>CAPITAL REVENUE</u>													
SUB-TOTAL	0.00	0.00	0.00	0.00	0.00	0.00	0.00	0.00	0.00	0.00	0.00	0.00	
TOTAL - CARE OF FAMILIES & CHILDREN	2,400.00	30,764.00	2,400.00	30,764.00	1,800.00	25,580.00	1,953.42	21,342.11	2,400.00	30,764.00	0.00	0.00	

11.2.3. - Attachment 1

SHIRE OF MORAWA  
SCHEDULE 08 - EDUCATION & WELFARE  
Financial Statement for Period Ended  
31 March 2020

OTHER WELFARE GL # JOB #		Adopted Budget		Revised Budget		YTD Budget		YTD Actual		Forecast Actual		Bud Review Movement		Comments
		Revenue \$	Expenditure \$	Revenue \$	Expenditure \$	Revenue \$	Expenditure \$	Revenue \$	Expenditure \$	Revenue \$	Expenditure \$	Revenue \$	Expenditure \$	
<b>OPERATING EXPENDITURE</b>														
08600	Admin Allocated - Oth Welfare		33,332.00		33,332.00		24,993.00		22,788.91		33,337.30		5.30	
08601	Family Counsellor Housing		0.00		0.00		0.00		0.00		0.00			
08602	Com/Dev Officer Employee Expenses		70,648.73		70,648.73		54,673.00		53,486.42		70,648.73			
08603	Housing Costs Allocated - Other Welfare		0.00		0.00		0.00		0.00		0.00			
08604	Vehicle and Insurance - Oth Welfare		0.00		0.00		0.00		0.00		0.00			
08605	Youth Development Projects		28,850.00		28,850.00		21,636.00		20,949.44		28,850.00			
08606	Youth Centre Other Equipment		9,000.00		9,000.00		6,750.00		0.00		9,000.00			
08607	Youth Officer other exp		0.00		0.00		0.00		0.00		0.00			
08608	Depreciation - Oth Welfare		7,720.00		7,720.00		5,787.00		5,790.25		7,720.00			
08609	Maintenance - Youth Centre													
	<b>B8609 Operation &amp; Maintenance Of Youth Centre</b>		<b>16,549.74</b>		<b>16,549.74</b>		<b>12,411.00</b>		<b>15,546.54</b>		<b>16,549.74</b>			
08610	Loss on Disposal of Assets - Other Welfare		0.00		0.00		0.00		0.00		0.00			
08611	Morawa Blue Tree Project		0.00		0.00		0.00		0.00		0.00			
08612	Morawa District High School band		0.00		0.00		0.00		0.00		0.00			
<b>OPERATING REVENUE</b>														
08630	Other Income - Other Welfare	0.00		0.00		0.00		0.00		0.00				
08631	Blue Tree Project	0.00		0.00		0.00		0.00		0.00				
08660	Grants - Roadwise Youth Safety	0.00		0.00		0.00		5,260.00		0.00				
08661	Grant Income - Youth Centre	0.00		0.00		0.00		1,000.00		0.00				
08662	Morawa DHSchool - Brass Band Sponsorshp	0.00		0.00		0.00		0.00		0.00				
<b>SUB-TOTAL</b>		<b>0.00</b>	<b>166,100.47</b>	<b>0.00</b>	<b>166,100.47</b>	<b>0.00</b>	<b>126,250.00</b>	<b>6,260.00</b>	<b>118,561.56</b>	<b>0.00</b>	<b>166,105.77</b>	<b>0.00</b>	<b>5.30</b>	
<b>CAPITAL EXPENDITURE</b>														
08650	Furniture & Equip - Other Welfare		0.00		0.00		0.00		0.00		0.00			
08655	Land & Bldgs - Other Welfare													
	<b>YC8655 Youth Centre Grant</b>		<b>0.00</b>		<b>0.00</b>		<b>0.00</b>		<b>0.00</b>		<b>0.00</b>			
08656	Plant & Equip Youth Dev. Officer		0.00		0.00		0.00		0.00		0.00			
08657	Transfer to Reserve - Other Welfare		0.00		0.00		0.00		0.00		0.00			
<b>CAPITAL REVENUE</b>														
08670	Proceeds on Asset Disposal - Other Welfare	0.00		0.00		0.00		0.00		0.00				
08671	Realisation on Asset Disposal - Other Welfare	0.00		0.00		0.00		0.00		0.00				
08672	Transfer from Reserves - Other Welfare	0.00		0.00		0.00		0.00		0.00				
<b>SUB-TOTAL</b>		<b>0.00</b>	<b>0.00</b>	<b>0.00</b>	<b>0.00</b>	<b>0.00</b>	<b>0.00</b>	<b>0.00</b>	<b>0.00</b>	<b>0.00</b>	<b>0.00</b>	<b>0.00</b>	<b>0.00</b>	
<b>TOTAL - OTHER WELFARE</b>		<b>0.00</b>	<b>166,100.47</b>	<b>0.00</b>	<b>166,100.47</b>	<b>0.00</b>	<b>126,250.00</b>	<b>6,260.00</b>	<b>118,561.56</b>	<b>0.00</b>	<b>166,105.77</b>	<b>0.00</b>	<b>5.30</b>	

SHIRE OF MORAWA  
SCHEDULE 09 - HOUSING  
Financial Statement for Period Ended  
31 March 2020

PROGRAMME SUMMARY	Adopted Budget		Revised Budget		YTD Budget		YTD Actual		Forecast Actual		Comments
	Revenue \$	Expenditure \$	Revenue \$	Expenditure \$	Revenue \$	Expenditure \$	Revenue \$	Expenditure \$	Revenue \$	Expenditure \$	
<u>OPERATING EXPENDITURE</u>											
Staff Housing		108,909.00		108,909.00		93,136.00		82,035.44		115,284.69	
Other Housing		83,898.00		83,898.00		63,568.00		59,345.89		83,906.18	
Aged Housing		55,335.00		55,335.00		45,190.00		41,117.72		55,335.00	
<u>OPERATING REVENUE</u>											
Staff Housing	3,500.00		3,500.00		2,619.00		2,773.79		3,500.00		
Other Housing	42,000.00		42,000.00		31,491.00		24,564.12		42,000.00		
Aged Housing	47,320.00		47,320.00		35,478.00		34,070.64		47,320.00		
SUB-TOTAL	92,820.00	248,142.00	92,820.00	248,142.00	69,588.00	201,894.00	61,408.55	182,499.05	92,820.00	254,525.87	
<u>CAPITAL EXPENDITURE</u>											
Staff Housing		35,201.74		35,201.74		8,016.00		7,256.03		35,201.74	
Other Housing		0.00		0.00		0.00		0.00		0.00	
Aged Housing		2,452.00		2,452.00		1,827.00		820.83		2,452.00	
<u>CAPITAL REVENUE</u>											
Staff Housing	0.00		0.00		0.00		0.00		0.00		
Other Housing	0.00		0.00		0.00		0.00		0.00		
Aged Housing	0.00		0.00		0.00		0.00		0.00		
SUB-TOTAL	0.00	37,653.74	0.00	37,653.74	0.00	9,843.00	0.00	8,076.86	0.00	37,653.74	
TOTAL - PROGRAMME SUMMARY	92,820.00	285,795.74	92,820.00	285,795.74	69,588.00	211,737.00	61,408.55	190,575.91	92,820.00	292,179.61	

11.2.3. - Attachment 1

SHIRE OF MORAWA  
SCHEDULE 09 - HOUSING  
Financial Statement for Period Ended  
31 March 2020

STAFF HOUSING GL # JOB #	Adopted Budget		Revised Budget		YTD Budget		YTD Actual		Forecast Actual		Comments
	Revenue \$	Expenditure \$	Revenue \$	Expenditure \$	Revenue \$	Expenditure \$	Revenue \$	Expenditure \$	Revenue \$	Expenditure \$	
<b>OPERATING EXPENDITURE</b>											
09100 Admin Allocated - Staff Housing		66,646.00		66,646.00		49,977.00		45,565.15		66,657.69	
09101 Interest on Loan 135		0.00		0.00		0.00		0.00		0.00	
09102 Maint Staff House Lot 8 (2) Lodge St (Paul Buist)		4,600.00		4,600.00		3,963.00		3,388.03		4,600.00	
09103 Maint Staff House Lot 375 (20) Barnes Street - (S		8,441.00		8,441.00		7,337.00		8,959.94		8,441.00	
09104 Maint Staff House Lot 377 (24) Barnes Street - (S		5,487.00		5,487.00		4,788.00		9,268.83		5,487.00	
09105 Maint Staff House Lot 347 (11) Broad Avenue - (t		17,397.00		17,397.00		15,092.00		6,796.42		17,397.00	
09106 Maint Staff House Lot 350 (17) Broad Avenue - (.		19,249.00		19,249.00		16,040.00		46,498.20	▲	19,249.00	
09107 Maint Staff House Rserve 3931 Oval House - (Ke		4,045.00		4,045.00		3,513.00		2,935.14		4,045.00	
09108 Maint Staff House Lot 372 (7) White Avenue - (Ct		3,240.00		3,240.00		2,868.00		1,761.04		3,240.00	
09109 Maint Staff House Lot 36 (44) Winfield Street (shr		18,737.00		18,737.00		16,195.00		32,720.41	▲	18,737.00	
09110 Maint Staff House Lot 149 (41) Dregghorn Street -		7,934.00		7,934.00		6,909.00		3,253.33		7,934.00	
09111 Maint Staff House 18 A Evans/Richter (Duplex) -		3,994.00		3,994.00		3,531.00		4,228.88		3,994.00	
09112 Maint Staff House Lot 2 (45) Solomon Tce (EMC)		6,275.00		6,275.00		5,543.00		6,295.47		6,275.00	
09113 Maint Staff House 17 Solomon Tce - (Cheryl Walkt		5,046.00		5,046.00		4,441.00		4,717.64		5,046.00	
09114 Maint Staff House 2 Broad (lot 1&2 Milloy Street)		13,781.00		13,781.00		11,968.00		11,777.10		13,781.00	
09115 Maint Staff House 18B Evans St (Duplex) (Graen		3,910.00		3,910.00		3,450.00		8,531.02		3,910.00	
09116 Maint Staff House 41 Solomon Tce Housing Exp		0.00		0.00		0.00		0.00		0.00	
09117 Maint Staff house 2 Caulfield Street - Swimming l		10,014.00		10,014.00		7,742.00		6,183.99		10,014.00	
09118 Maint Staff house Rental 19 Broad Avenue (Do N		0.00		0.00		0.00		0.00		0.00	
09119 Main Staff House - 24 Harley Street - (CEO)		5,068.00		5,068.00		3,974.00		4,245.73		5,068.00	
09120 Depreciation - St Housing		48,627.00		48,627.00		36,468.00		36,470.29		48,627.00	
09121 Loss on Disposal of Assets - Staff Housing		0.00		0.00		0.00		0.00		0.00	
09122 Interest on Loan 136 24 Harley Street		11,919.48		11,919.48		5,959.00		4,446.16		11,919.48	
<i>Recovered amounts</i>											
09199 Less Staff Housing Costs Recovered		(155,501.48)		(155,501.48)		(116,622.00)		(166,007.33)	▲	(149,137.48)	
<b>OPERATING REVENUE</b>											
09130 Housing Rental Income	0.00		0.00		0.00		0.00		0.00		
09131 Reimbursements - Staff Housing	3,000.00		3,000.00		2,250.00		2,773.79		3,000.00		
09132 Reimbursements Income Cnr Evans/Solomon Tc	500.00		500.00		369.00		0.00		500.00		
09133 Contributions - Staff Housing	0.00		0.00		0.00		0.00		0.00		
<b>SUB-TOTAL</b>	<b>3,500.00</b>	<b>108,909.00</b>	<b>3,500.00</b>	<b>108,909.00</b>	<b>2,619.00</b>	<b>93,136.00</b>	<b>2,773.79</b>	<b>82,035.44</b>		<b>3,500.00</b>	<b>115,284.69</b>
<b>CAPITAL EXPENDITURE</b>											
09142 Blding Reserve Interest ex Muni		1,689.00		1,689.00		1,260.00		565.40		1,689.00	
09150 Purchase Furniture & Equipment - Staff Housing		0.00		0.00		0.00		0.00		0.00	
09151 Purchase Land & Buildings - Staff Housing											
09152 Transfer to Reserves - Staff Housing		20,000.00		20,000.00		0.00		0.00		20,000.00	
09160 Principal Repayments on Loan 135		0.00		0.00		0.00		0.00		0.00	
09261 Principal Repayments Loan 134		0.00		0.00		0.00		0.00		0.00	
09263 Principal Loan Repayments Loan 136 24 Harley :		13,512.74		13,512.74		6,756.00		6,690.63		13,512.74	
<b>CAPITAL REVENUE</b>											
09155 Transfer From Building Reserve	0.00		0.00		0.00		0.00		0.00		
09660 Loan Proceeds - Staff Housing	0.00		0.00		0.00		0.00		0.00		
<b>SUB-TOTAL</b>	<b>0.00</b>	<b>35,201.74</b>	<b>0.00</b>	<b>35,201.74</b>	<b>0.00</b>	<b>8,016.00</b>	<b>0.00</b>	<b>7,256.03</b>		<b>0.00</b>	<b>35,201.74</b>
<b>TOTAL - STAFF HOUSING</b>	<b>3,500.00</b>	<b>144,110.74</b>	<b>3,500.00</b>	<b>144,110.74</b>	<b>2,619.00</b>	<b>101,152.00</b>	<b>2,773.79</b>	<b>89,291.47</b>		<b>3,500.00</b>	<b>150,486.43</b>

11.2.3. - Attachment 1

SHIRE OF MORAWA  
SCHEDULE 09 - HOUSING  
Financial Statement for Period Ended  
31 March 2020

OTHER HOUSING GL # JOB #	Adopted Budget		Revised Budget		YTD Budget		YTD Actual		Forecast Actual		Comments
	Revenue \$	Expenditure \$	Revenue \$	Expenditure \$	Revenue \$	Expenditure \$	Revenue \$	Expenditure \$	Revenue \$	Expenditure \$	
<b>OPERATING EXPENDITURE</b>											
09200 Administration Allocation - Oth Housing		50,393.00		50,393.00		37,791.00		34,453.30		50,401.18	
09201 Maint Single Units <b>Jobs</b>											
B9201A Operation And Maintenance Of Unit 1 Lot 55 Dreghorn Street		4,174.00		4,174.00		3,132.00		2,364.49		4,174.00	
B9201B Operation And Maintenance Of Unit 2 Lot 55 Dreghorn Street		4,324.00		4,324.00		3,249.00		3,778.58		4,324.00	
B9201C Operation And Maintenance Of Unit 3 Lot 55 Dreghorn Street		4,274.00		4,274.00		3,204.00		3,012.59		4,274.00	
B9203 Do Not Use		0.00		0.00		0.00		0.00		0.00	
B9204 Do Not Use		0.00		0.00		0.00		0.00		0.00	
B9205 Do Not Use		0.00		0.00		0.00		0.00		0.00	
B9206 Do Not Use		0.00		0.00		0.00		0.00		0.00	
09202 Do Not Use - (See 09117) Maint Doc Residence <b>Jobs</b>											
B9207 Do Not Use		0.00		0.00		0.00		0.00		0.00	
09203 Do Not use see 09115 <b>Jobs</b>											
B9202 Do Not Use - See 09115		0.00		0.00		0.00		0.00		0.00	
09204 Maint Lot 345 Grove Street (GEHA) <b>Jobs</b>											
B9208 Maintenance Lot 345 Grove Street		5,514.00		5,514.00		4,737.00		2,053.77		5,514.00	
09205 Maint Staff House 78 Yewers Avenue (Renee Kir) <b>Jobs</b>											
B9210 Maintenance 78 Yewers Avenue		6,364.00		6,364.00		4,743.00		7,091.25		6,364.00	
09206 Lot 197 (67) Milloy Street		0.00		0.00		0.00		0.00		0.00	
09207 Rental - 40 Broad Avenue (Use 09115)		0.00		0.00		0.00		0.00		0.00	
09208 Other Expenses - Other Housing		0.00		0.00		0.00		0.00		0.00	
09209 Maint Doc Residence Waddilove Street <b>Jobs</b>											
B9209 Doc'S Waddilove Street House Mtce		5,574.00		5,574.00		4,255.00		3,787.71		5,574.00	
09220 Loan 138 Interest - Doctor's House		0.00		0.00		0.00		0.00		0.00	
09221 Loan 133 Interest - GEHA Housing		0.00		0.00		0.00		(49.40)		0.00	
09223 Depreciation - Oth Housing		8,855.00		8,855.00		6,633.00		6,641.31		8,855.00	
09224 Loan 134 Interest - 2 Broad St		0.00		0.00		0.00		0.00		0.00	
<i>Recovered amounts</i>											
09222 Less Other Housing Recovered		(5,574.00)		(5,574.00)		(4,176.00)		(3,787.71)		(5,574.00)	
<b>OPERATING REVENUE</b>											
09230 Income from Single Units	20,000.00		20,000.00		14,994.00		11,608.50		20,000.00		
09231 Income from 18B Evans/Richter (Duplex)	0.00		0.00		0.00		0.00		0.00		
09232 Income from Lot 345 Grove Street (GEHA)	22,000.00		22,000.00		16,497.00		12,955.62		22,000.00		
09233 Income from Lot 78 Yewers	0.00		0.00		0.00		0.00		0.00		
09234 Income from Doctors Residence	0.00		0.00		0.00		0.00		0.00		
09235 Rental 18A Evans Street	0.00		0.00		0.00		0.00		0.00		
<b>SUB-TOTAL</b>	<b>42,000.00</b>	<b>83,898.00</b>	<b>42,000.00</b>	<b>83,898.00</b>	<b>31,491.00</b>	<b>63,568.00</b>	<b>24,564.12</b>	<b>59,345.89</b>	<b>42,000.00</b>	<b>83,906.18</b>	
<b>CAPITAL EXPENDITURE</b>											
09250 Purchase Furniture & Equipment - Other Housing		0.00		0.00		0.00		0.00		0.00	
09251 Purchase Land & Buildings - Other Housing <b>Jobs</b>											
09260 Principal Repayments Loan 133		0.00		0.00		0.00		0.00		0.00	
09262 Principal Loan Repayments Loan 138 Doctor's H		0.00		0.00		0.00		0.00		0.00	
<b>CAPITAL REVENUE</b>											
<b>SUB-TOTAL</b>	<b>0.00</b>	<b>0.00</b>	<b>0.00</b>	<b>0.00</b>	<b>0.00</b>	<b>0.00</b>	<b>0.00</b>	<b>0.00</b>	<b>0.00</b>	<b>0.00</b>	
<b>TOTAL - OTHER HOUSING</b>	<b>42,000.00</b>	<b>83,898.00</b>	<b>42,000.00</b>	<b>83,898.00</b>	<b>31,491.00</b>	<b>63,568.00</b>	<b>24,564.12</b>	<b>59,345.89</b>	<b>42,000.00</b>	<b>83,906.18</b>	

11.2.3. - Attachment 1

SHIRE OF MORAWA  
SCHEDULE 09 - HOUSING  
Financial Statement for Period Ended  
31 March 2020

AGED HOUSING GL # JOB #	Adopted Budget		Revised Budget		YTD Budget		YTD Actual		Forecast Actual		Comments	
	Revenue \$	Expenditure \$	Revenue \$	Expenditure \$	Revenue \$	Expenditure \$	Revenue \$	Expenditure \$	Revenue \$	Expenditure \$		
<b>OPERATING EXPENDITURE</b>												
09301	AGED HOUSING CONSTRUCTION (not Council											Jobs
	B09301 **Do Not Use** Aged Care S/Be B09351	0.00	0.00	0.00	0.00	0.00	0.00	0.00	0.00	0.00		
09302	Aged Housing Salaries & Wages	0.00	0.00	0.00	0.00	0.00	0.00	0.00	0.00	0.00		
09303	Aged Housing Superannuation	0.00	0.00	0.00	0.00	0.00	0.00	0.00	0.00	0.00		
09304	Aged Housing Workers Compensation Insurance	0.00	0.00	0.00	0.00	0.00	0.00	0.00	0.00	0.00		
09331	Aged Care Units Operations											Jobs
	B09301 Unit 1 - J/V Aged - Yewers Ave Operations	2,036.00	2,036.00	2,036.00	1,743.00	414.70	2,036.00	2,036.00	2,036.00	2,036.00		
	B09302 Unit 2 - J/V Aged - Yewers Ave Operations	2,036.00	2,036.00	2,036.00	1,743.00	414.70	2,036.00	2,036.00	2,036.00	2,036.00		
	B09303 Unit 3 - J/V Aged - Yewers Ave Operations	4,536.00	4,536.00	4,536.00	3,897.00	555.86	4,536.00	4,536.00	4,536.00	4,536.00		
	B09304 Unit 4 - J/V Aged - Yewers Ave Operations	2,037.00	2,037.00	2,037.00	1,744.00	414.70	2,037.00	2,037.00	2,037.00	2,037.00		
	B09305 Unit 5 - Aged - Yewers Ave Operations	2,039.00	2,039.00	2,039.00	1,744.00	445.50	2,039.00	2,039.00	2,039.00	2,039.00		
	B09306 Unit 6 - Aged - Yewers Ave Operations	2,039.00	2,039.00	2,039.00	1,744.00	704.37	2,039.00	2,039.00	2,039.00	2,039.00		
	B09307 Unit 7 - Aged - Yewers Ave Operations	2,039.00	2,039.00	2,039.00	1,744.00	705.38	2,039.00	2,039.00	2,039.00	2,039.00		
	B09308 Unit 8 - Aged - Yewers Ave Operations	2,039.00	2,039.00	2,039.00	1,744.00	695.88	2,039.00	2,039.00	2,039.00	2,039.00		
	B09309 Unit 9 - Aged - Yewers Ave Operations	2,041.00	2,041.00	2,041.00	1,746.00	1,261.78	2,041.00	2,041.00	2,041.00	2,041.00		
	B09320 Common - Aged - Yewers Ave Operations	1,000.00	1,000.00	1,000.00	850.00	5,628.08	1,000.00	1,000.00	1,000.00	1,000.00		
09332	Reimbursements - Aged Persons Units	0.00	0.00	0.00	0.00	1,300.00	0.00	1,300.00	0.00	0.00		
09333	Aged Care Units Maintenance											Jobs
	BM9301 Unit 1 - J/V Aged - Yewers Ave Maintenance	1,378.00	1,378.00	1,378.00	1,168.00	1,313.85	1,378.00	1,378.00	1,378.00	1,378.00		
	BM9302 Unit 2 - J/V Aged - Yewers Ave Maintenance	1,378.00	1,378.00	1,378.00	1,168.00	1,329.33	1,378.00	1,378.00	1,378.00	1,378.00		
	BM9303 Unit 3 - J/V Aged - Yewers Ave Maintenance	1,378.00	1,378.00	1,378.00	1,168.00	6,176.46	1,378.00	1,378.00	1,378.00	1,378.00		
	BM9304 Unit 4 - J/V Aged - Yewers Ave Maintenance	1,778.00	1,778.00	1,778.00	1,511.00	500.57	1,778.00	1,778.00	1,778.00	1,778.00		
	BM9305 Unit 5 - Aged - Yewers Ave Maintenance	1,728.00	1,728.00	1,728.00	1,470.00	519.16	1,728.00	1,728.00	1,728.00	1,728.00		
	BM9306 Unit 6 - Aged - Yewers Ave Maintenance	978.00	978.00	978.00	823.00	110.00	978.00	978.00	978.00	978.00		
	BM9307 Unit 7 - Aged - Yewers Ave Maintenance	1,128.00	1,128.00	1,128.00	946.00	337.05	1,128.00	1,128.00	1,128.00	1,128.00		
	BM9308 Unit 8 - Aged - Yewers Ave Maintenance	978.00	978.00	978.00	823.00	401.33	978.00	978.00	978.00	978.00		
	BM9309 Unit 9 - Aged - Yewers Ave Maintenance	978.00	978.00	978.00	823.00	226.90	978.00	978.00	978.00	978.00		
	BM9320 Common - Aged - Yewers Ave Maintenance	2,463.00	2,463.00	2,463.00	2,101.00	3,004.59	2,463.00	2,463.00	2,463.00	2,463.00		
09350	Depreciation - Aged Housing	19,328.00	19,328.00	19,328.00	14,490.00	14,657.53	19,328.00	19,328.00	19,328.00	19,328.00		
<b>OPERATING REVENUE</b>												
09330	Grants/Contributions Aged Care	0.00	0.00	0.00	0.00	0.00	0.00	0.00	0.00	0.00		
09335	Aged Care Unit 1 Income	7,000.00	7,000.00	7,000.00	5,247.00	5,741.40	7,000.00	7,000.00	7,000.00	7,000.00		
09336	Aged Care Unit 2 Income	5,800.00	5,800.00	5,800.00	4,347.00	3,902.50	5,800.00	5,800.00	5,800.00	5,800.00		
09337	Aged Care Unit 3 Income	7,000.00	7,000.00	7,000.00	5,247.00	4,220.00	7,000.00	7,000.00	7,000.00	7,000.00		
09338	Aged Care Unit 4 Income	6,720.00	6,720.00	6,720.00	5,040.00	4,480.00	6,720.00	6,720.00	6,720.00	6,720.00		
09339	Aged Care Unit 5 Income	7,800.00	7,800.00	7,800.00	5,850.00	5,250.00	7,800.00	7,800.00	7,800.00	7,800.00		
09340	Aged Care Unit 6 Income	0.00	0.00	0.00	0.00	250.00	0.00	0.00	0.00	0.00		
09341	Aged Care Unit 7 Income	0.00	0.00	0.00	0.00	0.00	0.00	0.00	0.00	0.00		
09342	Aged Care Unit 8 Income	0.00	0.00	0.00	0.00	0.00	0.00	0.00	0.00	0.00		
09343	Aged Care Unit 9 Income	13,000.00	13,000.00	13,000.00	9,747.00	10,226.74	13,000.00	13,000.00	13,000.00	13,000.00		
<b>SUB-TOTAL</b>		<b>47,320.00</b>	<b>55,335.00</b>	<b>47,320.00</b>	<b>35,478.00</b>	<b>45,190.00</b>	<b>34,070.64</b>	<b>41,117.72</b>	<b>47,320.00</b>	<b>55,335.00</b>		
<b>CAPITAL EXPENDITURE</b>												
09351	Purchase Land & Buildings - Aged Housing											Jobs
09352	Transfer to Shire Aged Housing Reserve - units 6	0.00	0.00	0.00	0.00	0.00	0.00	0.00	0.00	0.00		
09353	Trsfr Interest to Shire Aged Housing Reserve - ur	170.00	170.00	170.00	126.00	56.93	170.00	170.00	170.00	170.00		
09354	Transfer to J/V Aged Housing Reserve - ex MCC	0.00	0.00	0.00	0.00	0.00	0.00	0.00	0.00	0.00		
09355	Trsfr Interest to J/V Aged Housing Reserve - ex N	1,266.00	1,266.00	1,266.00	945.00	423.74	1,266.00	1,266.00	1,266.00	1,266.00		
09356	Trsfr to Shire Aged Housing Reserve - Unit 5	0.00	0.00	0.00	0.00	340.16	0.00	0.00	0.00	0.00		
09357	Trsfr Interest to Shire Aged Housing Reserve - Un	1,016.00	1,016.00	1,016.00	756.00	0.00	1,016.00	1,016.00	1,016.00	1,016.00		
09358	Purchase Land - Aged housing											Jobs
	B09345 Lots 558 & 559 Yewers Street	0.00	0.00	0.00	0.00	0.00	0.00	0.00	0.00	0.00		

11.2.3. - Attachment 1

SHIRE OF MORAWA  
 SCHEDULE 09 - HOUSING  
 Financial Statement for Period Ended  
 31 March 2020

AGED HOUSING GL # JOB #	Adopted Budget		Revised Budget		YTD Budget		YTD Actual		Forecast Actual		Comments
	Revenue \$	Expenditure \$	Revenue \$	Expenditure \$	Revenue \$	Expenditure \$	Revenue \$	Expenditure \$	Revenue \$	Expenditure \$	
<u>CAPITAL REVENUE</u>											
09370 Transfer from Shire Aged Housing Reserve - Unit	0.00		0.00		0.00		0.00		0.00		
09371 Transfer from J/V Aged Housing Reserve - ex MC	0.00		0.00		0.00		0.00		0.00		
09372 Transfer from Aged Housing Reserve - Unit 5	0.00		0.00		0.00		0.00		0.00		
SUB-TOTAL	0.00	2,452.00	0.00	2,452.00	0.00	1,827.00	0.00	820.83	0.00	2,452.00	
TOTAL - AGED HOUSING	47,320.00	57,787.00	47,320.00	57,787.00	35,478.00	47,017.00	34,070.64	41,938.55	47,320.00	57,787.00	

SHIRE OF MORAWA  
SCHEDULE 10 - COMMUNITY AMENITIES  
Financial Statement for Period Ended  
31 March 2020

PROGRAMME SUMMARY	Adopted Budget		Revised Budget		YTD Budget		YTD Actual		Forecast Actual		Comments
	Revenue \$	Expenditure \$	Revenue \$	Expenditure \$	Revenue \$	Expenditure \$	Revenue \$	Expenditure \$	Revenue \$	Expenditure \$	
<b>OPERATING EXPENDITURE</b>											
Sanitation - Household Refuse		193,365.00	193,365.00	193,365.00	146,089.00	146,089.00	145,484.17	145,484.17		193,370.97	
Sanitation - Other		111,690.00	111,690.00	111,690.00	93,129.00	93,129.00	81,046.40	81,046.40	▼	111,691.81	
Sewerage		138,884.00	138,884.00	138,884.00	105,337.00	105,337.00	114,914.54	114,914.54		138,885.34	
Urban Stormwater Drainage		9,723.00	9,723.00	9,723.00	8,381.00	8,381.00	0.00	0.00		9,723.00	
Protection Of Environment		0.00	0.00	0.00	0.00	0.00	0.00	0.00		0.00	
Town Planning & Regional Development		34,974.00	34,974.00	34,974.00	26,384.00	26,384.00	13,240.25	13,240.25	▼	34,976.55	
Other Community Amenities		157,250.54	157,250.54	157,250.54	133,762.00	133,762.00	71,201.10	71,201.10	▼	157,291.32	
<b>OPERATING REVENUE</b>											
Sanitation - Household Refuse	105,095.00		105,095.00		104,589.00	104,589.00	102,856.36	102,856.36		105,095.00	
Sanitation - Other	73,981.00		73,981.00		73,475.00	73,475.00	66,383.81	66,383.81		73,981.00	
Sewerage	257,501.37		257,501.37		254,850.37	254,850.37	259,857.25	259,857.25		257,501.37	
Urban Stormwater Drainage	0.00		0.00		0.00	0.00	0.00	0.00		0.00	
Protection Of Environment	0.00		0.00		0.00	0.00	0.00	0.00		0.00	
Town Planning & Regional Development	3,000.00		3,000.00		2,250.00	2,250.00	3,764.40	3,764.40		3,000.00	
Other Community Amenities	86,400.00		86,400.00		64,782.00	64,782.00	83,152.03	83,152.03	▲	86,400.00	
<b>SUB-TOTAL</b>	<b>525,977.37</b>	<b>645,886.54</b>	<b>525,977.37</b>	<b>645,886.54</b>	<b>499,946.37</b>	<b>513,082.00</b>	<b>516,013.85</b>	<b>425,886.46</b>		<b>525,977.37</b>	<b>645,938.99</b>
<b>CAPITAL EXPENDITURE</b>											
Sanitation - Household Refuse		5,000.00	5,000.00	5,000.00	5,000.00	5,000.00	0.00	0.00		5,000.00	
Sanitation - Other		0.00	0.00	0.00	0.00	0.00	0.00	0.00		0.00	
Sewerage		129,441.00	129,441.00	129,441.00	78,330.00	78,330.00	25,387.99	25,387.99	▼	129,441.00	
Urban Stormwater Drainage		0.00	0.00	0.00	0.00	0.00	0.00	0.00		0.00	
Protection Of Environment		0.00	0.00	0.00	0.00	0.00	0.00	0.00		0.00	
Town Planning & Regional Development		0.00	0.00	0.00	0.00	0.00	0.00	0.00		0.00	
Other Community Amenities		130,000.00	130,000.00	130,000.00	130,000.00	130,000.00	112,403.99	112,403.99	▼	130,000.00	
<b>CAPITAL REVENUE</b>											
Sanitation - Household Refuse	0.00		0.00		0.00	0.00	0.00	0.00		0.00	
Sanitation - Other	0.00		0.00		0.00	0.00	0.00	0.00		0.00	
Sewerage	75,000.00		75,000.00		56,250.00	56,250.00	0.00	0.00	▼	75,000.00	
Urban Stormwater Drainage	0.00		0.00		0.00	0.00	0.00	0.00		0.00	
Protection Of Environment	0.00		0.00		0.00	0.00	0.00	0.00		0.00	
Town Planning & Regional Development	0.00		0.00		0.00	0.00	0.00	0.00		0.00	
Other Community Amenities	0.00		0.00		0.00	0.00	0.00	0.00		0.00	
<b>SUB-TOTAL</b>	<b>75,000.00</b>	<b>264,441.00</b>	<b>75,000.00</b>	<b>264,441.00</b>	<b>56,250.00</b>	<b>213,330.00</b>	<b>0.00</b>	<b>137,791.98</b>		<b>75,000.00</b>	<b>264,441.00</b>
<b>TOTAL - PROGRAMME SUMMARY</b>	<b>600,977.37</b>	<b>910,327.54</b>	<b>600,977.37</b>	<b>910,327.54</b>	<b>556,196.37</b>	<b>726,412.00</b>	<b>516,013.85</b>	<b>563,678.44</b>		<b>600,977.37</b>	<b>910,379.99</b>



11.2.3. - Attachment 1

SHIRE OF MORAWA  
SCHEDULE 10 - COMMUNITY AMENITIES  
Financial Statement for Period Ended  
31 March 2020

SANITATION - HOUSEHOLD REFUSE GL # JOB #	Adopted Budget		Revised Budget		YTD Budget		YTD Actual		Forecast Actual		Comments
	Revenue \$	Expenditure \$	Revenue \$	Expenditure \$	Revenue \$	Expenditure \$	Revenue \$	Expenditure \$	Revenue \$	Expenditure \$	
<b>OPERATING EXPENDITURE</b>											
10100 Administration Allocation - Sanitation		33,215.00		33,215.00		24,903.00		22,709.67			33,220.97
10101 Domestic Refuse Collection		30,000.00		30,000.00		23,071.00		19,401.79			30,000.00
10102 Tip Maintenance Costs											
10102 Tip Maintenance Costs - Morawa		35,994.00		35,994.00		27,671.00		43,664.19			35,994.00
10103 Tip Maintenance - Gultha		0.00		0.00		0.00		0.00			0.00
10104 Tip Maintenance - Canna		10,000.00		10,000.00		7,689.00		4,480.43			10,000.00
10103 Tip Maintenance - Gultha		0.00		0.00		0.00		0.00			0.00
10104 Tip Maintenance - Canna		0.00		0.00		0.00		0.00			0.00
10105 Street Bins Collected		5,000.00		5,000.00		3,744.00		2,484.90			5,000.00
10106 Purchase bins for Resale		1,500.00		1,500.00		750.00		0.00			1,500.00
10107 Depreciation - Sanitation Refuse		10,740.00		10,740.00		8,055.00		8,146.70			10,740.00
10108 Salaries & Wages - Sanitation-H/Hold Refuse		0.00		0.00		0.00		0.00			0.00
10109 Superannuation - Sanitation-H/Hold Refuse		0.00		0.00		0.00		0.00			0.00
10110 Refuse/Transfer Stn Office Maintenance		1,916.00		1,916.00		1,462.00		1,263.87			1,916.00
10111 Housing Costs Allocated - Sanitation Household		0.00		0.00		0.00		0.00			0.00
10112 External Refuse Services (MEEDAC)		65,000.00		65,000.00		48,744.00		43,332.62			65,000.00
<b>OPERATING REVENUE</b>											
10130 Domestic Rubbish Collection Charges	103,095.00		103,095.00		103,095.00		102,700.00			103,095.00	
10131 Sale of Bins	1,000.00		1,000.00		747.00		90.91			1,000.00	
10132 Refuse Site Dumping Charges	1,000.00		1,000.00		747.00		65.45			1,000.00	
10133 Contribution Income - Sanitation Household I	0.00		0.00		0.00		0.00			0.00	
SUB-TOTAL	105,095.00	193,365.00	105,095.00	193,365.00	104,589.00	146,089.00	102,856.36	145,484.17		105,095.00	193,370.97
<b>CAPITAL EXPENDITURE</b>											
10150 Purchase Plant & Equipment - Sanitation - H		0.00		0.00		0.00		0.00			0.00
10151 Infrastructure Other - Sanitation Household F											
10152 Transfer to Reserve ex Muni		0.00		0.00		0.00		0.00			0.00
10153 Transfer Interest to Reserve ex Muni (Refuse)		0.00		0.00		0.00		0.00			0.00
10154 PURCHASE BUILDINGS - SANITATION - HC											
B10154 Refuse Transfer Station - Canna		5,000.00		5,000.00		5,000.00		0.00			5,000.00
10155 PURCHASE LAND - SANITATION - HOUSEHOLD											
B10155 Purchase Land For New Waste Site		0.00		0.00		0.00		0.00			0.00
<b>CAPITAL REVENUE</b>											
10140 Transfer ex Reserve funds	0.00		0.00		0.00		0.00			0.00	
SUB-TOTAL	0.00	5,000.00	0.00	5,000.00	0.00	5,000.00	0.00	0.00		0.00	5,000.00
TOTAL - SANITATION - HOUSEHOLD REFUSE	105,095.00	198,365.00	105,095.00	198,365.00	104,589.00	151,089.00	102,856.36	145,484.17		105,095.00	198,370.97

11.2.3. - Attachment 1

SHIRE OF MORAWA  
 SCHEDULE 10 - COMMUNITY AMENITIES  
 Financial Statement for Period Ended  
 31 March 2020

SANITATION - OTHER GL # JOB #	Adopted Budget		Revised Budget		YTD Budget		YTD Actual		Forecast Actual		Comments
	Revenue \$	Expenditure \$	Revenue \$	Expenditure \$	Revenue \$	Expenditure \$	Revenue \$	Expenditure \$	Revenue \$	Expenditure \$	
<u>OPERATING EXPENDITURE</u>											
10200 Administration Allocated - Oth Sanitation		12,202.00		12,202.00		9,144.00		8,341.90		12,203.81	
10201 Drummuster Expenses		2,663.00		2,663.00		1,330.00		0.00		2,663.00	
10202 Commercial Refuse Collection		40,000.00		40,000.00		30,762.00		25,822.98		40,000.00	
10203 Town Clean Day/s		5,450.00		5,450.00		2,724.00		10,587.37		5,450.00	
10204 Litter Control Expenses - Other		9,497.00		9,497.00		7,291.00		16,309.15		9,497.00	
10205 Waste Management Strategy		41,878.00		41,878.00		41,878.00		19,985.00		41,878.00	
10206 Cardboard Bailing		0.00		0.00		0.00		0.00		0.00	
<u>OPERATING REVENUE</u>											
10230 Income Relating to Drummuster & Sale of Sc	1,000.00		1,000.00		747.00		142.29		1,000.00		
10231 Commercial Rubbish Collection Charges	71,981.00		71,981.00		71,981.00		66,176.07		71,981.00		
10232 Waste Levy	0.00		0.00		0.00		0.00		0.00		
10233 Refuse Charges - Transfer Station	0.00		0.00		0.00		65.45		0.00		
10234 Grant Income - Waste Management Project	0.00		0.00		0.00		0.00		0.00		
10235 Reimbursements - Sanitation	1,000.00		1,000.00		747.00		0.00		1,000.00		
<b>SUB-TOTAL</b>	<b>73,981.00</b>	<b>111,690.00</b>	<b>73,981.00</b>	<b>111,690.00</b>	<b>73,475.00</b>	<b>93,129.00</b>	<b>66,383.81</b>	<b>81,046.40</b>	<b>73,981.00</b>	<b>111,691.81</b>	
<u>CAPITAL EXPENDITURE</u>											
10250 Purchase Plant & Equipment - Sanitation - O		0.00		0.00		0.00		0.00		0.00	
<u>CAPITAL REVENUE</u>											
<b>SUB-TOTAL</b>	<b>0.00</b>	<b>0.00</b>	<b>0.00</b>	<b>0.00</b>	<b>0.00</b>	<b>0.00</b>	<b>0.00</b>	<b>0.00</b>	<b>0.00</b>	<b>0.00</b>	
<b>TOTAL - SANITATION - OTHER</b>	<b>73,981.00</b>	<b>111,690.00</b>	<b>73,981.00</b>	<b>111,690.00</b>	<b>73,475.00</b>	<b>93,129.00</b>	<b>66,383.81</b>	<b>81,046.40</b>	<b>73,981.00</b>	<b>111,691.81</b>	

11.2.3. - Attachment 1

SHIRE OF MORAWA  
SCHEDULE 10 - COMMUNITY AMENITIES  
Financial Statement for Period Ended  
31 March 2020

SEWERAGE GL # JOB #	Adopted Budget		Revised Budget		YTD Budget		YTD Actual		Forecast Actual		Comments
	Revenue \$	Expenditure \$	Revenue \$	Expenditure \$	Revenue \$	Expenditure \$	Revenue \$	Expenditure \$	Revenue \$	Expenditure \$	
<b>OPERATING EXPENDITURE</b>											
10300 Administration Allocated - Sewerage		7,173.00		7,173.00		5,373.00		4,904.52		7,174.34	
10301 Sewerage Scheme Maintenance											
B10301 Sewerage Scheme Maintenance		63,767.00		63,767.00		49,006.00		57,952.99		63,767.00	
10302 Sewerage Audit & License Fees		0.00		0.00		0.00		811.47		0.00	
10303 Depreciation - Sewerage		67,944.00		67,944.00		50,958.00		51,245.56		67,944.00	
<b>OPERATING REVENUE</b>											
10330 Vacant Land Sewerage Fees	8,754.00		8,754.00		8,754.00		8,754.32		8,754.00		
10331 Mining Sewerage Fees	0.00		0.00		0.00		0.00		0.00		
10332 First Major Fixed Sewerage Fees (Non Rate)	10,571.00		10,571.00		7,920.00		9,610.00		10,571.00		
10333 Additional Major Fixture Sewerage Fees (Non Rate)	38,916.00		38,916.00		38,916.00		38,916.00		38,916.00		
10334 Residential Sewerage Fees	162,409.37		162,409.37		162,409.37		163,050.90		162,409.37		
10335 Commercial Sewerage Fees	36,851.00		36,851.00		36,851.00		36,851.03		36,851.00		
10336 Grant Income Sewerage	0.00		0.00		0.00		0.00		0.00		
10337 Liquid Waste Disposal	0.00		0.00		0.00		0.00		0.00		
10338 Contributions to Sewerage	0.00		0.00		0.00		2,675.00		0.00		
SUB-TOTAL	257,501.37	138,884.00	257,501.37	138,884.00	254,850.37	105,337.00	259,857.25	114,914.54	257,501.37	138,885.34	
<b>CAPITAL EXPENDITURE</b>											
10304 Transfer reserve interest ex muni (Sewerage)		4,441.00		4,441.00		3,330.00		1,486.36		4,441.00	
10314 Transfer to Reserve - Sewerage		50,000.00		50,000.00		0.00		0.00		50,000.00	
10324 Sewerage Upgrade (DO NOT USE - SEE 10)		0.00		0.00		0.00		0.00		0.00	
10325 Sewerage Upgrade		75,000.00		75,000.00		75,000.00		23,901.63	▼	75,000.00	
10350 Purchase Plant & Equipment - Sewerage		0.00		0.00		0.00		0.00		0.00	
<b>CAPITAL REVENUE</b>											
10340 TRANSFERS EX RESERVE	75,000.00		75,000.00		56,250.00		0.00		▼	75,000.00	
SUB-TOTAL	75,000.00	129,441.00	75,000.00	129,441.00	56,250.00	78,330.00	0.00	25,387.99		75,000.00	129,441.00
TOTAL - SEWERAGE	332,501.37	268,325.00	332,501.37	268,325.00	311,100.37	183,667.00	259,857.25	140,302.53		332,501.37	268,326.34

11.2.3. - Attachment 1

SHIRE OF MORAWA  
 SCHEDULE 10 - COMMUNITY AMENITIES  
 Financial Statement for Period Ended  
 31 March 2020

URBAN STORMWATER DRAINAGE GL # JOB #	Adopted Budget		Revised Budget		YTD Budget		YTD Actual		Forecast Actual		Comments
	Revenue \$	Expenditure \$	Revenue \$	Expenditure \$	Revenue \$	Expenditure \$	Revenue \$	Expenditure \$	Revenue \$	Expenditure \$	
<u>OPERATING EXPENDITURE</u>											
10400 Expenses Relating to Urban Stormwater Drainage		9,723.00		9,723.00		8,381.00		0.00		9,723.00	
<u>OPERATING REVENUE</u>											
10401 Income Relating to Urban Stormwater Drainage	0.00		0.00		0.00		0.00		0.00		
SUB-TOTAL	0.00	9,723.00	0.00	9,723.00	0.00	8,381.00	0.00	0.00	0.00	9,723.00	
<u>CAPITAL EXPENDITURE</u>											
10450 Purchase Plant & Equipment - Urban Stormwater Drainage		0.00		0.00		0.00		0.00		0.00	
<u>CAPITAL REVENUE</u>											
SUB-TOTAL	0.00	0.00	0.00	0.00	0.00	0.00	0.00	0.00	0.00	0.00	
TOTAL - URBAN STORMWATER DRAINAGE	0.00	9,723.00	0.00	9,723.00	0.00	8,381.00	0.00	0.00	0.00	9,723.00	

11.2.3. - Attachment 1

SHIRE OF MORAWA  
SCHEDULE 10 - COMMUNITY AMENITIES  
Financial Statement for Period Ended  
31 March 2020

TOWN PLANNING & REGIONAL DEVELOPMENT GL # JOB #	Adopted Budget		Revised Budget		YTD Budget		YTD Actual		Forecast Actual		Comments
	Revenue \$	Expenditure \$	Revenue \$	Expenditure \$	Revenue \$	Expenditure \$	Revenue \$	Expenditure \$	Revenue \$	Expenditure \$	
<b>OPERATING EXPENDITURE</b>											
10600 Administration Allocated - T Planning		16,148.00		16,148.00		12,105.00		11,040.33		16,150.55	
10601 Scheme Review - T Planning		0.00		0.00		0.00		2,017.92		0.00	
10602 Other Expenses - T Planning		10,000.00		10,000.00		7,497.00		0.00		10,000.00	
10603 Expenses Allocated from Health - T Planning		8,826.00		8,826.00		6,782.00		182.00		8,826.00	
10604 Super Towns Planning Expenditure											
ST001 Morawa Supertown Local Planning Strategy		0.00		0.00		0.00		0.00		0.00	
ST002 Morawa Supertown Town Centre Urban Desi		0.00		0.00		0.00		0.00		0.00	
ST003 Morawa Supertown Omnibus Scheme Amen		0.00		0.00		0.00		0.00		0.00	
<b>OPERATING REVENUE</b>											
10630 Income Relating to Town Planning & Region:	3,000.00		3,000.00		2,250.00		3,764.40		3,000.00		
10631 Super Towns Planning Income	0.00		0.00		0.00		0.00		0.00		
SUB-TOTAL	3,000.00	34,974.00	3,000.00	34,974.00	2,250.00	26,384.00	3,764.40	13,240.25	3,000.00	34,976.55	
<b>CAPITAL EXPENDITURE</b>											
10650 Purchase Furniture & Equipment - Town Plar		0.00		0.00		0.00		0.00		0.00	
10651 Purchase Plant & Equipment - Town Plannin		0.00		0.00		0.00		0.00		0.00	
<b>CAPITAL REVENUE</b>											
SUB-TOTAL	0.00	0.00	0.00	0.00	0.00	0.00	0.00	0.00	0.00	0.00	
TOTAL - TOWN PLANNING & REGIONAL DEVELOPMENT	3,000.00	34,974.00	3,000.00	34,974.00	2,250.00	26,384.00	3,764.40	13,240.25	3,000.00	34,976.55	

11.2.3. - Attachment 1

SHIRE OF MORAWA  
SCHEDULE 10 - COMMUNITY AMENITIES  
Financial Statement for Period Ended  
31 March 2020

OTHER COMMUNITY AMENITIES GL # JOB #		Adopted Budget		Revised Budget		YTD Budget		YTD Actual		Forecast Actual		Comments
		Revenue \$	Expenditure \$	Revenue \$	Expenditure \$	Revenue \$	Expenditure \$	Revenue \$	Expenditure \$	Revenue \$	Expenditure \$	
<b>OPERATING EXPENDITURE</b>												
10700	Administration Allocated - Oth Comm Amen		21,655.00		21,655.00		16,236.00		14,805.62		21,659.09	
10701	Expenses Relating to Community Street Stal		6,610.83		6,610.83		5,071.00		786.47		6,610.83	
10702	Maintenance - Public Conveniences - New A											
	<b>B10702 Maintenance - Public Conveniences</b>		<b>31,358.53</b>		<b>31,358.53</b>		<b>27,052.00</b>		<b>12,193.94</b>		<b>31,358.53</b>	
10703	Maintenance - Public Conveniences - Info Bc		14,732.18		14,732.18		12,700.00		629.54		14,732.18	
10704	Operation of Cemeteries											
	<b>B10704 Operation Of Cemeteries</b>		<b>19,000.00</b>		<b>19,000.00</b>		<b>14,593.00</b>		<b>23,647.45</b>		<b>19,000.00</b>	
10705	Canna Toilets Maintenance											
	<b>B10705 Canna Toilets Maintenance</b>		<b>0.00</b>		<b>0.00</b>		<b>0.00</b>		<b>0.00</b>		<b>0.00</b>	
10706	Vacant Town Land Expenses		0.00		0.00		0.00		0.00		0.00	
10707	Deep Drainage & Other NRM Expenses		0.00		0.00		0.00		0.00		0.00	
10708	Hairdressing Salon Expenditure		4,994.00		4,994.00		3,708.00		2,338.37		4,994.00	
10709	Frosty's Yard Expenditure		1,986.00		1,986.00		1,458.00		489.00		1,986.00	
10710	39 Solomon Terrace		450.00		450.00		333.00		534.90		450.00	
10711	Gutha Dam Repairs		2,308.00		2,308.00		2,304.00		0.00		2,308.00	
10712	Canna Dam Repairs		3,936.00		3,936.00		3,932.00		0.00		3,936.00	
10713	Second Hand Shop		0.00		0.00		0.00		0.00		0.00	
10714	Community Bus Expenses		7,423.00		7,423.00		5,562.00		745.91		7,423.00	
10715	Old Railway Building											
	<b>B10715 Old Railway Building Maintenance</b>		<b>1,891.00</b>		<b>1,891.00</b>		<b>1,891.00</b>		<b>763.68</b>		<b>1,891.00</b>	
10716	Depreciation - Other Community Services		7,906.00		7,906.00		5,922.00		5,929.53		7,906.00	
10717	Morawa Heritage Inventory		25,000.00		25,000.00		25,000.00		0.00		25,000.00	
10718	Bond Refund - Community Bus Hire		0.00		0.00		0.00		300.00		0.00	
10720	Loss on Disposal of Assets - Other Commu		8,000.00		8,000.00		8,000.00		8,036.69		8,036.69	
<b>OPERATING REVENUE</b>												
10730	Burial Fees	2,000.00		2,000.00		1,494.00		927.28		2,000.00		
10731	Niche/Monument Fees	200.00		200.00		144.00		154.55		200.00		
10732	Reimbursements/Contributions - Other Comr	0.00		0.00		0.00		0.00		0.00		
10733	Hair Dresser Property Income	1,500.00		1,500.00		1,125.00		1,865.65		1,500.00		
10734	Frosty's Yard Income	0.00		0.00		0.00		0.00		0.00		
10735	Community Bus Income	2,700.00		2,700.00		2,025.00		204.55		2,700.00		
10736	Old Railway Building Income	0.00		0.00		0.00		0.00		0.00		
10737	Grant Income for Gutha Dam	0.00		0.00		0.00		0.00		0.00		
10738	Bond - Community Bus Hire	0.00		0.00		0.00		0.00		0.00		
10740	Grants - Gutha and Canna Dams	0.00		0.00		0.00		0.00		0.00		
10741	Grants/Contributions	80,000.00		80,000.00		59,994.00		80,000.00		80,000.00		
10742	Profit on Disposal of Assets - Other Commu	0.00		0.00		0.00		0.00		0.00		
37325	Grant Income - R4R	0.00		0.00		0.00		0.00		0.00		
SUB-TOTAL		86,400.00	157,250.54	86,400.00	157,250.54	64,782.00	133,762.00	83,152.03	71,201.10	86,400.00	157,291.32	
<b>CAPITAL EXPENDITURE</b>												
10750	Purchase Land & Buildings - Other Commu											
	<b>B1075 Canna Toilets - Capital Exp.Do Not Use</b>		<b>0.00</b>		<b>0.00</b>		<b>0.00</b>		<b>0.00</b>		<b>0.00</b>	
	<b>B10750 Cemetery Upgrade</b>		<b>0.00</b>		<b>0.00</b>		<b>0.00</b>		<b>0.00</b>		<b>0.00</b>	
10751	Purchase Plant & Equipment - Other Commu		115,000.00		115,000.00		115,000.00		112,403.99		115,000.00	
10752	Infrastructure Other - Other Community Ame		15,000.00		15,000.00		15,000.00		0.00		15,000.00	
<b>CAPITAL REVENUE</b>												
10770	Transfer from Reserves - Other Community /	0.00		0.00		0.00		0.00		0.00		
10771	Proceeds on Asset Disposal - Other Commu	5,000.00		5,000.00		3,744.00		4,545.45		4,545.45		
10772	Realisation of Asset Disposal - Other Commu	(5,000.00)		(5,000.00)		(3,744.00)		(4,545.45)		(4,545.45)		
SUB-TOTAL		0.00	130,000.00	0.00	130,000.00	0.00	130,000.00	0.00	112,403.99	0.00	130,000.00	

11.2.3. - Attachment 1

SHIRE OF MORAWA  
 SCHEDULE 10 - COMMUNITY AMENITIES  
 Financial Statement for Period Ended  
 31 March 2020

OTHER COMMUNITY AMENITIES GL# JOB#	Adopted Budget		Revised Budget		YTD Budget		YTD Actual		Forecast Actual		Comments
	Revenue	Expenditure	Revenue	Expenditure	Revenue	Expenditure	Revenue	Expenditure	Revenue	Expenditure	
	\$	\$	\$	\$	\$	\$	\$	\$	\$	\$	
TOTAL - OTHER COMMUNITY AMENITIES	86,400.00	287,250.54	86,400.00	287,250.54	64,782.00	263,762.00	83,152.03	183,605.09	86,400.00	287,291.32	

SHIRE OF MORAWA  
 SCHEDULE 11 - RECREATION & CULTURE  
 Financial Statement for Period Ended  
 31 March 2020

PROGRAMME SUMMARY	Adopted Budget		Revised Budget		YTD Budget		YTD Actual		Forecast Actual		Comments
	Revenue \$	Expenditure \$	Revenue \$	Expenditure \$	Revenue \$	Expenditure \$	Revenue \$	Expenditure \$	Revenue \$	Expenditure \$	
<b>OPERATING EXPENDITURE</b>											
Public Halls & Civic Centres		154,252.70		154,252.70		121,974.00		113,126.01		154,259.81	
Swimming Areas and Beaches		344,358.23		344,358.23		273,818.00		255,208.97		344,365.62	
Other Recreation & Sport		760,281.70		760,281.70		584,889.00		744,004.65 ▲		760,291.22	
Television and Rebroadcasting		3,186.00		3,186.00		2,385.00		1,320.00		3,186.00	
Libraries		27,135.00		27,135.00		20,340.00		18,574.07		27,139.18	
Other Culture		67,575.00		67,575.00		44,231.00		39,420.88		67,578.93	
<b>OPERATING REVENUE</b>											
Public Halls & Civic Centres	2,000.00		2,000.00		1,494.00		909.09		2,000.00		
Swimming Areas and Beaches	20,000.00		20,000.00		20,000.00		26,213.62		20,000.00		
Other Recreation & Sport	15,116.00		15,116.00		14,985.00		13,748.19		15,116.00		
Television and Rebroadcasting	0.00		0.00		0.00		0.00		0.00		
Libraries	200.00		200.00		144.00		0.00		200.00		
Other Culture	20,000.00		20,000.00		0.00		2,000.00		20,000.00		
<b>SUB-TOTAL</b>	<b>57,316.00</b>	<b>1,356,788.63</b>	<b>57,316.00</b>	<b>1,356,788.63</b>	<b>36,623.00</b>	<b>1,047,637.00</b>	<b>42,870.90</b>	<b>1,171,654.58</b>	<b>57,316.00</b>	<b>1,356,820.76</b>	
<b>CAPITAL EXPENDITURE</b>											
Public Halls & Civic Centres		0.00		0.00		0.00		0.00		0.00	
Swimming Areas and Beaches		20,729.00		20,729.00		540.00		9,146.37		20,729.00	
Other Recreation & Sport		103,050.00		103,050.00		103,050.00		49,748.06 ▼		103,050.00	
Television and Rebroadcasting		0.00		0.00		0.00		0.00		0.00	
Libraries		0.00		0.00		0.00		0.00		0.00	
Other Culture		0.00		0.00		0.00		0.00		0.00	
<b>CAPITAL REVENUE</b>											
Public Halls & Civic Centres	0.00		0.00		0.00		0.00		0.00		
Swimming Areas and Beaches	0.00		0.00		0.00		0.00		0.00		
Other Recreation & Sport	33,050.00		33,050.00		33,050.00		0.00 ▼		0.00		
Television and Rebroadcasting	0.00		0.00		0.00		0.00		0.00		
Libraries	0.00		0.00		0.00		0.00		0.00		
Other Culture	0.00		0.00		0.00		0.00		0.00		
<b>SUB-TOTAL</b>	<b>33,050.00</b>	<b>123,779.00</b>	<b>33,050.00</b>	<b>123,779.00</b>	<b>33,050.00</b>	<b>103,590.00</b>	<b>0.00</b>	<b>58,894.43</b>	<b>0.00</b>	<b>123,779.00</b>	
<b>TOTAL - PROGRAMME SUMMARY</b>	<b>90,366.00</b>	<b>1,480,567.63</b>	<b>90,366.00</b>	<b>1,480,567.63</b>	<b>69,673.00</b>	<b>1,151,227.00</b>	<b>42,870.90</b>	<b>1,230,549.01</b>	<b>57,316.00</b>	<b>1,480,599.76</b>	



11.2.3. - Attachment 1

SHIRE OF MORAWA  
SCHEDULE 11 - RECREATION & CULTURE  
Financial Statement for Period Ended  
31 March 2020

PUBLIC HALLS & CIVIC CENTRES GL # JOB #	Adopted Budget		Revised Budget		YTD Budget		YTD Actual		Forecast Actual		Comments
	Revenue \$	Expenditure \$	Revenue \$	Expenditure \$	Revenue \$	Expenditure \$	Revenue \$	Expenditure \$	Revenue \$	Expenditure \$	
<b>OPERATING EXPENDITURE</b>											
11100 Administration Allocated - Halls		41,424.00		41,424.00		31,068.00		28,321.40		41,431.11	
11101 Maintenance - Gutha Hall											
B11101 Operation & Maintenance Of Gutha Hall		15,813.22		15,813.22		13,622.00		5,914.09		15,813.22	
B11102 Do Not Use		0.00		0.00		0.00		0.00		0.00	
11102 Maintenance - Morawa Hall & Old Shire Buik											
B11103 Maintenance - Morawa Hall & Old Shire Buik		40,192.48		40,192.48		34,669.00		32,624.57		40,192.48	
11104 Depreciation - Public Halls		56,823.00		56,823.00		42,615.00		46,265.95		56,823.00	
<b>OPERATING REVENUE</b>											
11130 Income Relating to Public Halls & Civic Cent	2,000.00		2,000.00		1,494.00		909.09		2,000.00		
11131 Public Halls Liquor Surcharge	0.00		0.00		0.00		0.00		0.00		
11140 Grants	0.00		0.00		0.00		0.00		0.00		
SUB-TOTAL	2,000.00	154,252.70	2,000.00	154,252.70	1,494.00	121,974.00	909.09	113,126.01	2,000.00	154,259.81	
<b>CAPITAL EXPENDITURE</b>											
11150 Purchase Land & Buildings - Public Halls & C											
B1 Town Hall & Old Chambers		0.00		0.00		0.00		0.00		0.00	
B11150 Town Hall Kitchen Upgrade		0.00		0.00		0.00		0.00		0.00	
11151 Purchase Furniture & Equipment - Public Hal		0.00		0.00		0.00		0.00		0.00	
<b>CAPITAL REVENUE</b>											
11170 Transfer From Reserves - Public Halls & Civi	0.00		0.00		0.00		0.00		0.00		
SUB-TOTAL	0.00	0.00	0.00	0.00	0.00	0.00	0.00	0.00	0.00	0.00	
TOTAL - PUBLIC HALLS & CIVIC CENTRES	2,000.00	154,252.70	2,000.00	154,252.70	1,494.00	121,974.00	909.09	113,126.01	2,000.00	154,259.81	

11.2.3. - Attachment 1

SHIRE OF MORAWA  
 SCHEDULE 11 - RECREATION & CULTURE  
 Financial Statement for Period Ended  
 31 March 2020

SWIMMING AREAS AND BEACHES GL # JOB #		Adopted Budget		Revised Budget		YTD Budget		YTD Actual		Forecast Actual		Comments
		Revenue \$	Expenditure \$	Revenue \$	Expenditure \$	Revenue \$	Expenditure \$	Revenue \$	Expenditure \$	Revenue \$	Expenditure \$	
<b>OPERATING EXPENDITURE</b>												
11200	Administration Allocated - Swimming Pool		42,003.00		42,003.00		31,500.00		28,717.79		42,010.39	
11201	Employee Expenses - Swimming Pool		72,101.23		72,101.23		55,433.00		53,058.06		72,101.23	
11202	Trainee Expenses - Swimming Pool		0.00		0.00		0.00		0.00		0.00	
11203	Salary Sacrifice Housing - Swimming Pool		0.00		0.00		0.00		0.00		0.00	
11204	Housing Costs Allocated - Swimming Pool		10,014.00		10,014.00		7,506.00		6,183.99		10,014.00	
11205	Maintenance - Swimming Pool											
	<b>B11205 Maintenance - Swimming Pool</b>		<b>125,398.00</b>		<b>125,398.00</b>		<b>108,261.00</b>		<b>96,676.19</b>		<b>125,398.00</b>	
11206	Depreciation - Swimming Pool		91,342.00		91,342.00		68,499.00		68,440.10		91,342.00	
11207	Other Expenses - Swimming Areas		3,500.00		3,500.00		2,619.00		2,132.84		3,500.00	
11208	Swimming Pool - Mtce Insurance Claim											
	<b>B11208 Swimming Pool Mtce (Insurance Claim)</b>		<b>0.00</b>		<b>0.00</b>		<b>0.00</b>		<b>0.00</b>		<b>0.00</b>	
11209	Loss on Disposal of Assets - Swimming Area		0.00		0.00		0.00		0.00		0.00	
<b>OPERATING REVENUE</b>												
11230	Swimming Pool Subsidy	0.00		0.00		0.00		0.00		0.00		
11231	Swimming Pool Admissions	20,000.00		20,000.00		20,000.00		14,854.53		20,000.00		
11260	Other Income- Swimming Pool	0.00		0.00		0.00		11,359.09		0.00		
11261	Grant Income - Swimming Areas	0.00		0.00		0.00		0.00		0.00		
11262	Grant Income - Swimming Pool	0.00		0.00		0.00		0.00		0.00		
<b>SUB-TOTAL</b>		<b>20,000.00</b>	<b>344,358.23</b>	<b>20,000.00</b>	<b>344,358.23</b>	<b>20,000.00</b>	<b>273,818.00</b>	<b>26,213.62</b>	<b>255,208.97</b>	<b>20,000.00</b>	<b>344,365.62</b>	
<b>CAPITAL EXPENDITURE</b>												
11250	Purchase Land & Buildings - Swimming Area											
11251	Purchase Furniture & Equipment - Swimming		0.00		0.00		0.00		0.00		0.00	
11252	Purchase Plant & Equipment - Swimming Ar		0.00		0.00		0.00		0.00		0.00	
11253	Infrastructure Other - Swimming Areas											
	<b>I11254 Swimming Pool Filtration System</b>		<b>0.00</b>		<b>0.00</b>		<b>0.00</b>		<b>0.00</b>		<b>0.00</b>	
	<b>I11255 Swimming Pool Bowls (Adults/Childrens Pools) - Contract</b>		<b>0.00</b>		<b>0.00</b>		<b>0.00</b>		<b>0.00</b>		<b>0.00</b>	
	<b>I11256 Swimming Pool Bowls (Adults/Childrens Pools) - Grant Expenses</b>		<b>0.00</b>		<b>0.00</b>		<b>0.00</b>		<b>0.00</b>		<b>0.00</b>	
	<b>I11257 Swimming Pool Bowls (Adults/Childrens Pools) - Shire Expenses</b>		<b>0.00</b>		<b>0.00</b>		<b>0.00</b>		<b>0.00</b>		<b>0.00</b>	
	<b>I11258 Swimming Pool Diving Blocks</b>		<b>0.00</b>		<b>0.00</b>		<b>0.00</b>		<b>0.00</b>		<b>0.00</b>	
11271	Transfer to Reserve - Swimming Areas		20,000.00		20,000.00		0.00		0.00		20,000.00	
11272	Transfer Interest to Swimming Pool Reserve		729.00		729.00		540.00		0.00		729.00	
<b>CAPITAL REVENUE</b>												
11270	Transfer from Reserve - Swimming Areas	0.00		0.00		0.00		0.00		0.00		
<b>SUB-TOTAL</b>		<b>0.00</b>	<b>20,729.00</b>	<b>0.00</b>	<b>20,729.00</b>	<b>0.00</b>	<b>540.00</b>	<b>0.00</b>	<b>9,146.37</b>	<b>0.00</b>	<b>20,729.00</b>	
<b>TOTAL - SWIMMING AREAS AND BEACHES</b>		<b>20,000.00</b>	<b>365,087.23</b>	<b>20,000.00</b>	<b>365,087.23</b>	<b>20,000.00</b>	<b>274,358.00</b>	<b>26,213.62</b>	<b>264,355.34</b>	<b>20,000.00</b>	<b>365,094.62</b>	

11.2.3. - Attachment 1

SHIRE OF MORAWA  
SCHEDULE 11 - RECREATION & CULTURE  
Financial Statement for Period Ended  
31 March 2020

OTHER RECREATION & SPORT GL # JOB #		Adopted Budget		Revised Budget		YTD Budget		YTD Actual		Forecast Actual		Comments										
		Revenue \$	Expenditure \$	Revenue \$	Expenditure \$	Revenue \$	Expenditure \$	Revenue \$	Expenditure \$	Revenue \$	Expenditure \$											
<b>OPERATING EXPENDITURE</b>																						
11300	Administration Allocated - Oth Rec & Sport		55,508.00		55,508.00		41,625.00		37,951.13		55,517.52											
11301	Maintenance - Golf and Bowling Club		6,229.00		6,229.00		4,782.00		6,221.30		6,229.00											
11302	Maintenance - Parks & Reserves	Jobs																				
	B11302 Maintenance - Parks & Reserves (Use B11365)		0.00		0.00		0.00		0.00		0.00											
	B11305 Harris Park		7,819.00		7,819.00		5,841.00		44,047.83		7,819.00											
	B11310 Jubilee Park		9,755.00		9,755.00		7,299.00		6,744.23		9,755.00											
	B11315 Koolanooka Springs Reserve		4,871.00		4,871.00		3,720.00		7,509.29		4,871.00											
	B11320 Lions Park & Playground		7,351.00		7,351.00		5,615.00		9,760.57		7,351.00											
	B11325 Pioneer Park		17,298.00		17,298.00		13,284.00		22,898.58		17,298.00											
	B11330 Prater Park		5,250.00		5,250.00		4,013.00		2,846.67		5,250.00											
	B11335 Rsl Memorial Park		10,289.00		10,289.00		7,884.00		5,423.02		10,289.00											
	B11340 Winfield Street Gardens / Town Centre Reserve		56,876.00		56,876.00		43,722.00		55,360.12		56,876.00											
	B11345 Entrance Stairways		3,303.00		3,303.00		2,522.00		2,747.38		3,303.00											
	B11350 Wildflower Park		4,187.00		4,187.00		3,193.00		9,120.42		4,187.00											
	B11355 Information Bay Gardens		6,950.00		6,950.00		5,324.00		914.53		6,950.00											
	B11360 Town Dam & Reticulation		5,567.00		5,567.00		4,255.00		9,849.46		5,567.00											
	B11365 Paths, Verges & Other Reserves Maintenance		46,263.85		46,263.85		35,557.00		140,059.08		46,263.85											
	B11366 Water Tank - Waddilove Road		1,131.00		1,131.00		1,129.00		1,023.11		1,131.00											
	B11367 Skatepark Maintenance		0.00		0.00		0.00		0.00		0.00											
11303	Maintenance - Sport & Rec Ovals & Buildings	Jobs																				
	B11303 Maintenance - Sport & Rec Ovals & Buildings (Use B11395)		0.00		0.00		0.00		0.00		0.00											
	B11370 Oval / Recreation Grounds		93,321.00		93,321.00		71,753.00		85,814.57		93,321.00											
	B11375 Go Kart Reserve		1,179.00		1,179.00		900.00		79.87		1,179.00											
	B11380 Hockey Field Maintenance		13,851.00		13,851.00		10,631.00		6,791.31		13,851.00											
	B11385 Pony Club Yard		0.00		0.00		0.00		0.00		0.00											
	B11390 Sports Complex (Recreation Centre)		40,061.54		40,061.54		37,731.00		43,319.43		40,061.54											
	B11395 Oval Buildings		55,996.48		55,996.48		43,037.00		34,892.22		55,996.48											
11305	Maintenance - Pony Club Grounds	Jobs																				
	B11386 Pony Club Yards Maintenance		3,030.00		3,030.00		2,304.00		0.00		3,030.00											
11306	Maintenance - Recreation Centre	Jobs																				
	B11306 Maintenance - Recreation Centre		33,565.83		33,565.83		25,800.00		6,405.52		33,565.83											
11307	CSRFF Grant Shire Contribution (Exp)		0.00		0.00		0.00		0.00		0.00											
11308	Depreciation - Oth Rec & Sport		270,629.00		270,629.00		202,968.00		204,225.01		270,629.00											
11309	Other Expenses - Other Rec & Sport		0.00		0.00		0.00		0.00		0.00											
11310	Bond Refunds (Hall/Rec & Oval Hire)		0.00		0.00		0.00		0.00		0.00											
11311	Regional Project Officer Contribution		0.00		0.00		0.00		0.00		0.00											
<b>OPERATING REVENUE</b>																						
11330	Other Income - Oth Recreation & Sport		500.00		500.00		369.00		563.64		500.00											
11331	Oval and Facilities Levies & Hire Fees		14,616.00		14,616.00		14,616.00		13,134.55		14,616.00											
11332	Grant Income - Other Rec & Sport		0.00		0.00		0.00		0.00		0.00											
11370	Reimbursements Sport/Rec		0.00		0.00		0.00		0.00		0.00											
11371	Contribution Income - Oth Recreation & Sport		0.00		0.00		0.00		0.00		0.00											
11372	Bonds Hall/Rec & Oval Hire Receipts		0.00		0.00		0.00		50.00		0.00											
SUB-TOTAL			15,116.00		760,281.70		15,116.00		760,281.70		14,985.00		584,889.00		13,748.19		744,004.65		15,116.00		760,291.22	
<b>CAPITAL EXPENDITURE</b>																						
11350	Purchase Buildings - Other Recreation & Sport	Jobs																				
11351	Purchase Furniture & Equipment - Other Recreation & Sport		0.00		0.00		0.00		0.00		0.00											
11352	Reserve Interest ex Muni		0.00		0.00		0.00		244.15		0.00											
11353	Transfer to Sportsground Complex Reserve		0.00		0.00		0.00		0.00		0.00											
11354	Purchases Plant & Equip		33,050.00		33,050.00		33,050.00		0.00		33,050.00											
11356	Transfer to Unspent Grants/Contributions Reserve		0.00		0.00		0.00		0.00		0.00											
11358	Infrastructure - Parks & Ovals	Jobs																				
	B11358 Parks & Gardens Equipment		0.00		0.00		0.00		0.00		0.00											
	B1358 Purchase Infrastructure Parks & Gardens		0.00		0.00		0.00		0.00		0.00											
11359	Infrastructure Other - Other Rec & Sport	Jobs																				
	I11301 Bowling Club Lighting		0.00		0.00		0.00		0.00		0.00											
	I11302 Skate Park Cctv Cameras		0.00		0.00		0.00		0.00		0.00											

11.2.3. - Attachment 1

SHIRE OF MORAWA  
 SCHEDULE 11 - RECREATION & CULTURE  
 Financial Statement for Period Ended  
 31 March 2020

OTHER RECREATION & SPORT GL # JOB #	Adopted Budget		Revised Budget		YTD Budget		YTD Actual		Forecast Actual		Comments
	Revenue \$	Expenditure \$	Revenue \$	Expenditure \$	Revenue \$	Expenditure \$	Revenue \$	Expenditure \$	Revenue \$	Expenditure \$	
11361 Acquisition of Land		0.00		0.00		0.00		0.00		0.00	
11362 Infrastructure - Playground Equipment											
B11362 Purchase Playground Equipment		70,000.00		70,000.00		70,000.00		49,503.91		70,000.00	
<b>CAPITAL REVENUE</b>											
11355 Proceeds from Disposal of Assets - Other Rec & Sport	0.00		0.00		0.00		0.00		0.00		
11357 Realisation on Asset Disposal - Other Rec & Sport	0.00		0.00		0.00		0.00		0.00		
11360 Transfers ex Reserve Funds	33,050.00		33,050.00		33,050.00		0.00		0.00		
SUB-TOTAL	33,050.00	103,050.00	33,050.00	103,050.00	33,050.00	103,050.00	0.00	49,748.06	0.00	103,050.00	
TOTAL - OTHER RECREATION & SPORT	48,166.00	863,331.70	48,166.00	863,331.70	48,035.00	687,939.00	13,748.19	793,752.71	15,116.00	863,341.22	

11.2.3. - Attachment 1

SHIRE OF MORAWA  
 SCHEDULE 11 - RECREATION & CULTURE  
 Financial Statement for Period Ended  
 31 March 2020

TELEVISION AND REBROADCASTING GL # JOB #	Adopted Budget		Revised Budget		YTD Budget		YTD Actual		Forecast Actual		Comments
	Revenue \$	Expenditure \$	Revenue \$	Expenditure \$	Revenue \$	Expenditure \$	Revenue \$	Expenditure \$	Revenue \$	Expenditure \$	
<u>OPERATING EXPENDITURE</u>											
11400 Expenses Relating to Television and Rebroa		3,186.00		3,186.00		2,385.00		1,320.00		3,186.00	
11402 Loss on Disposal of Assets - TV & Radio Ret		0.00		0.00		0.00		0.00		0.00	
<u>OPERATING REVENUE</u>											
11401 Income Relating to Television and Rebroadc.	0.00		0.00		0.00		0.00		0.00		
11460 Contributions - TV Upgrade	0.00		0.00		0.00		0.00		0.00		
SUB-TOTAL	0.00	3,186.00	0.00	3,186.00	0.00	2,385.00	0.00	1,320.00	0.00	3,186.00	
<u>CAPITAL EXPENDITURE</u>											
11450 Purchase Land & Buildings - Television and I		0.00		0.00		0.00		0.00		0.00	
11451 Purchase Furniture & Equipment - Television		0.00		0.00		0.00		0.00		0.00	
<u>CAPITAL REVENUE</u>											
SUB-TOTAL	0.00	0.00	0.00	0.00	0.00	0.00	0.00	0.00	0.00	0.00	
TOTAL - TELEVISION AND REBROADCASTING	0.00	3,186.00	0.00	3,186.00	0.00	2,385.00	0.00	1,320.00	0.00	3,186.00	

11.2.3. - Attachment 1

SHIRE OF MORAWA  
 SCHEDULE 11 - RECREATION & CULTURE  
 Financial Statement for Period Ended  
 31 March 2020

LIBRARIES GL # JOB #	Adopted Budget		Revised Budget		YTD Budget		YTD Actual		Forecast Actual		Bud Review Movement		Comments
	Revenue \$	Expenditure \$	Revenue \$	Expenditure \$	Revenue \$	Expenditure \$	Revenue \$	Expenditure \$	Revenue \$	Expenditure \$	Revenue \$	Expenditure \$	
<u>OPERATING EXPENDITURE</u>													
11500 Administration Allocated - Library		24,411.00		24,411.00		18,306.00		16,689.68		24,415.18		4.18	
11501 Expenses Relating to Libraries		1,374.00		1,374.00		1,026.00		383.09		1,374.00			
11502 Library Software - Maint & Support		1,350.00		1,350.00		1,008.00		1,501.30		1,350.00			
11503 Depreciation - Library		0.00		0.00		0.00		0.00		0.00			
<u>OPERATING REVENUE</u>													
11530 Library Income	200.00		200.00		144.00		0.00		200.00				
SUB-TOTAL	200.00	27,135.00	200.00	27,135.00	144.00	20,340.00	0.00	18,574.07	200.00	27,139.18	0.00	4.18	
<u>CAPITAL EXPENDITURE</u>													
11550 Purchase Furniture & Equipment - Libraries		0.00		0.00		0.00		0.00		0.00			
<u>CAPITAL REVENUE</u>													
SUB-TOTAL	0.00	0.00	0.00	0.00	0.00	0.00	0.00	0.00	0.00	0.00	0.00	0.00	
TOTAL - LIBRARIES	200.00	27,135.00	200.00	27,135.00	144.00	20,340.00	0.00	18,574.07	200.00	27,139.18	0.00	4.18	

11.2.3. - Attachment 1

SHIRE OF MORAWA  
SCHEDULE 11 - RECREATION & CULTURE  
Financial Statement for Period Ended  
31 March 2020

OTHER CULTURE GL # JOB #		Adopted Budget		Revised Budget		YTD Budget		YTD Actual		Forecast Actual		Bud Review Movement		Comments
		Revenue \$	Expenditure \$	Revenue \$	Expenditure \$	Revenue \$	Expenditure \$	Revenue \$	Expenditure \$	Revenue \$	Expenditure \$	Revenue \$	Expenditure \$	
<b>OPERATING EXPENDITURE</b>														
11600	Administration Allocated - Oth Culture		24,478.00		24,478.00		18,351.00		16,735.26		24,481.93		3.93	
11601	Contributions to Historical Society		2,000.00		2,000.00		2,000.00		2,000.00		2,000.00			
11602	Museum - Operations		3,458.00		3,458.00		2,640.00		2,886.91		3,458.00			
11603	Community FM Radio Maintenance		366.00		366.00		278.00		1,152.61		366.00			
11604	Lot 66 Winfield Street, Morawa		0.00		0.00		0.00		0.00		0.00			
11605	Contributions to Morawa CWA		2,000.00		2,000.00		1,494.00		2,355.00		2,000.00			
11606	Country Arts Membership & Other		1,000.00		1,000.00		1,000.00		0.00		1,000.00			
11607	Morawa Music & Arts Festival		20,000.00		20,000.00		7,680.00		4,928.18		20,000.00			
11608	Tidy Towns		0.00		0.00		0.00		0.00		0.00			
11609	Juke Box Grant Expenditure		0.00		0.00		0.00		0.00		0.00			
11610	Depreciation - Oth Culture		9,273.00		9,273.00		6,948.00		6,383.66		9,273.00			
11611	Garage Sale Trail		0.00		0.00		0.00		0.00		0.00			
11612	Roadwise Safety Strategic Plan Grant Expen		0.00		0.00		0.00		0.00		0.00			
11613	NAIDOC Week Expenses		5,000.00		5,000.00		3,840.00		2,979.26		5,000.00			
<b>OPERATING REVENUE</b>														
11621	Income Relating to Other Culture	0.00		0.00		0.00		0.00		0.00				
11622	Music, Arts Fest Income	20,000.00		20,000.00		0.00		0.00		20,000.00				
11623	YCN Income	0.00		0.00		0.00		0.00		0.00				
11624	Juke Box Income - Grant	0.00		0.00		0.00		0.00		0.00				
11625	Contributions - Centenary Celebrations	0.00		0.00		0.00		0.00		0.00				
11626	Grant Income - Roadwise Safety Strategic PI	0.00		0.00		0.00		0.00		0.00				
11627	NAIDOC Week Income	0.00		0.00		0.00		2,000.00		0.00				
<b>SUB-TOTAL</b>		<b>20,000.00</b>	<b>67,575.00</b>	<b>20,000.00</b>	<b>67,575.00</b>	<b>0.00</b>	<b>44,231.00</b>	<b>2,000.00</b>	<b>39,420.88</b>	<b>20,000.00</b>	<b>67,578.93</b>	<b>0.00</b>	<b>3.93</b>	
<b>CAPITAL EXPENDITURE</b>														
11650	Purchase Furniture & Equipment - Other Cult	0.00		0.00		0.00		0.00		0.00				
11651	Transfer to Reserves - Other Culture	0.00		0.00		0.00		0.00		0.00				
11652	Infrastructure Other - Other Culture	0.00		0.00		0.00		0.00		0.00				
<b>CAPITAL REVENUE</b>														
11671	Transfer from Reserves - Other Culture	0.00		0.00		0.00		0.00		0.00				
<b>SUB-TOTAL</b>		<b>0.00</b>	<b>0.00</b>	<b>0.00</b>	<b>0.00</b>	<b>0.00</b>	<b>0.00</b>	<b>0.00</b>	<b>0.00</b>	<b>0.00</b>	<b>0.00</b>	<b>0.00</b>	<b>0.00</b>	
<b>TOTAL - OTHER CULTURE</b>		<b>20,000.00</b>	<b>67,575.00</b>	<b>20,000.00</b>	<b>67,575.00</b>	<b>0.00</b>	<b>44,231.00</b>	<b>2,000.00</b>	<b>39,420.88</b>	<b>20,000.00</b>	<b>67,578.93</b>	<b>0.00</b>	<b>3.93</b>	

11.2.3. - Attachment 1

SHIRE OF MORAWA  
SCHEDULE 12 - TRANSPORT  
Financial Statement for Period Ended  
31 March 2020

PROGRAMME SUMMARY	Adopted Budget		Revised Budget		YTD Budget		YTD Actual		Forecast Actual		Comments
	Revenue \$	Expenditure \$	Revenue \$	Expenditure \$	Revenue \$	Expenditure \$	Revenue \$	Expenditure \$	Revenue \$	Expenditure \$	
<b>OPERATING EXPENDITURE</b>											
Streets, Roads, Bridges & Depot Construction		0.00		0.00		0.00		0.00			0.00
Streets, Roads, Bridges & Depot Maintenance		2,091,500.63		2,091,500.63		1,592,931.00		1,189,780.03	▼		2,091,512.05
Road Plant Purchases		114,745.00		114,745.00		112,805.00		44,208.53	▼		13,440.55
Parking Facilities		0.00		0.00		0.00		0.00			0.00
Traffic Control		368,054.00		368,054.00		276,039.00		238,975.72	▼		368,065.17
Aerodromes		106,282.00		106,282.00		80,346.00		101,635.14	▲		106,284.84
Mid West Local Government Service Agreement		0.00		0.00		0.00		0.00			0.00
<b>OPERATING REVENUE</b>											
Streets, Roads, Bridges & Depot Construction	853,776.00		853,776.00		853,775.00		727,400.00		▼	853,776.00	
Streets, Roads, Bridges & Depot Maintenance	178,611.00		178,611.00		153,611.00		137,802.00		▼	178,611.00	
Road Plant Purchases	0.00		0.00		0.00		0.00			0.00	
Parking Facilities	0.00		0.00		0.00		0.00			0.00	
Traffic Control	316,500.00		316,500.00		237,375.00		204,600.97		▼	316,500.00	
Aerodromes	500.00		500.00		500.00		0.00			500.00	
Mid West Local Government Service Agreement	0.00		0.00		0.00		0.00			0.00	
SUB-TOTAL	1,349,387.00	2,680,581.63	1,349,387.00	2,680,581.63	1,245,261.00	2,062,121.00	1,069,802.97	1,574,599.42		1,349,387.00	2,579,302.61
<b>CAPITAL EXPENDITURE</b>											
Streets, Roads, Bridges & Depot Construction		1,270,390.00		1,270,390.00		1,119,722.00		606,539.34	▼		1,270,390.00
Streets, Roads, Bridges & Depot Maintenance		0.00		0.00		0.00		0.00			0.00
Road Plant Purchases		970,046.00		970,046.00		716,277.00		521,868.86	▼		970,046.00
Parking Facilities		0.00		0.00		0.00		0.00			0.00
Traffic Control		0.00		0.00		0.00		0.00			0.00
Aerodromes		0.00		0.00		0.00		0.00			0.00
Mid West Local Government Service Agreement		0.00		0.00		0.00		0.00			0.00
<b>CAPITAL REVENUE</b>											
Streets, Roads, Bridges & Depot Construction	0.00		0.00		0.00		0.00			0.00	
Streets, Roads, Bridges & Depot Maintenance	0.00		0.00		0.00		0.00			0.00	
Road Plant Purchases	611,000.00		611,000.00		611,000.00		0.00		▼	644,050.00	
Parking Facilities	0.00		0.00		0.00		0.00			0.00	
Traffic Control	0.00		0.00		0.00		0.00			0.00	
Aerodromes	0.00		0.00		0.00		0.00			0.00	
Mid West Local Government Service Agreement	0.00		0.00		0.00		0.00			0.00	
SUB-TOTAL	611,000.00	2,240,436.00	611,000.00	2,240,436.00	611,000.00	1,835,999.00	0.00	1,128,408.20		644,050.00	2,240,436.00
TOTAL - PROGRAMME SUMMARY	1,960,387.00	4,921,017.63	1,960,387.00	4,921,017.63	1,856,261.00	3,898,120.00	1,069,802.97	2,703,007.62		1,993,437.00	4,819,738.61



11.2.3. - Attachment 1

SHIRE OF MORAWA  
SCHEDULE 12 - TRANSPORT  
Financial Statement for Period Ended  
31 March 2020

STREETS, ROADS, BRIDGES & DEPOT CONSTRUCTION GL # JOB #	Adopted Budget		Revised Budget		YTD Budget		YTD Actual		Forecast Actual		Comments
	Revenue \$	Expenditure \$	Revenue \$	Expenditure \$	Revenue \$	Expenditure \$	Revenue \$	Expenditure \$	Revenue \$	Expenditure \$	
<b>OPERATING EXPENDITURE</b>											
<b>OPERATING REVENUE</b>											
12130 MRWA Project Income	491,666.00		491,666.00		491,665.00		457,400.00		491,666.00		
12131 R2R Grant Income - Construction	362,110.00		362,110.00		362,110.00		270,000.00		362,110.00		
12132 Footpath Grant Income	0.00		0.00		0.00		0.00		0.00		
12133 Contribution Income - Streets, Roads Bridge	0.00		0.00		0.00		0.00		0.00		
SUB-TOTAL	853,776.00	0.00	853,776.00	0.00	853,775.00	0.00	727,400.00	0.00	853,776.00	0.00	
<b>CAPITAL EXPENDITURE</b>											
12150 Rural Roads Construction Jobs											
R2R007 Canna North East Road		140,000.00		140,000.00		140,000.00		322.99		140,000.00	
R2R017 Bell Road		120,000.00		120,000.00		120,000.00		101,938.66		120,000.00	
R2R079 Burma Road - R2R		150,000.00		150,000.00		150,000.00		131,350.50		150,000.00	
RRG020 Nanekine Road 18/19		0.00		0.00		0.00		0.00		0.00	
RRG022 Morawa Yalgoo Road 19/20		339,500.00		339,500.00		339,500.00		346,885.67		339,500.00	
RRG023 Nanekine Road 19/20		398,000.00		398,000.00		398,000.00		25,158.37		398,000.00	
12151 Townsite Roads Construction Jobs											
CO103 Broad Avenue		80,000.00		80,000.00		80,000.00		0.00		80,000.00	
12157 Footpath Construction Jobs											
F0096 Prater Street Footpath		40,251.00		40,251.00		40,251.00		0.00		40,251.00	
12160 Unspent Grants Reserve Interest ex Muni		0.00		0.00		0.00		0.00		0.00	
12161 Road Reserve		0.00		0.00		0.00		0.00		0.00	
12162 Road Reserve Interest ex Muni		2,639.00		2,639.00		1,971.00		883.15		2,639.00	
<b>CAPITAL REVENUE</b>											
12170 Transfer from Reserve - Streets, Roads, Brid	0.00		0.00		0.00		0.00		0.00		
SUB-TOTAL	0.00	1,270,390.00	0.00	1,270,390.00	0.00	1,119,722.00	0.00	606,539.34	0.00	1,270,390.00	
TOTAL - STREETS, ROADS, BRIDGES & DEPOT CONSTRUCTION CONSTRUCTION	853,776.00	1,270,390.00	853,776.00	1,270,390.00	853,775.00	1,119,722.00	727,400.00	606,539.34	853,776.00	1,270,390.00	

11.2.3. - Attachment 1

SHIRE OF MORAWA  
SCHEDULE 12 - TRANSPORT  
Financial Statement for Period Ended  
31 March 2020

STREETS, ROADS, BRIDGES & DEPOT MAINTENANCE GL # JOB #		Adopted Budget		Revised Budget		YTD Budget		YTD Actual		Forecast Actual		Bud Review Movement		Comments
		Revenue \$	Expenditure \$	Revenue \$	Expenditure \$	Revenue \$	Expenditure \$	Revenue \$	Expenditure \$	Revenue \$	Expenditure \$	Revenue \$	Expenditure \$	
<b>OPERATING EXPENDITURE</b>														
12200	Administration Allocated - Rd Maint		64,950.00		64,950.00		48,708.00		44,406.04		64,961.42		11.42	
12201	RAMM's - Annual Charge		7,500.00		7,500.00		7,500.00		7,003.33		7,500.00			
12202	Power - Street Lighting		39,500.00		39,500.00		29,619.00		27,152.64		39,500.00			
12203	Maintenance - Rural Roads													
	M0000 Maintenance Sundry Rural Roads		951,323.00		951,323.00		731,762.00		1,712.50		951,323.00			
	M0003 Nanekine Road - Maintenance		0.00		0.00		0.00		3,360.83		0.00			
	M0005 Pintharuka West Road - Maintenance		0.00		0.00		0.00		15,081.43		0.00			
	M0010 Gutha West Road - Maintenance		0.00		0.00		0.00		5,836.95		0.00			
	M0012 Jones Lake Road - Maintenance		0.00		0.00		0.00		2,385.97		0.00			
	M0018 Moffet Road - Maintenance		0.00		0.00		0.00		4,805.56		0.00			
	M0021 White Road - Maintenance		0.00		0.00		0.00		41,721.00		0.00			
	M0030 Collins Road - Maintenance		0.00		0.00		0.00		3,401.87		0.00			
	M0034 Williams Road - Maintenance		0.00		0.00		0.00		694.07		0.00			
	M0037 Orango Road - Maintenance		0.00		0.00		0.00		608.80		0.00			
	M0038 Broad Road - Maintenance		0.00		0.00		0.00		895.01		0.00			
	M0039 Letterbox Road - Maintenance		0.00		0.00		0.00		1,860.81		0.00			
	M0040 Carslake Road - Maintenance		0.00		0.00		0.00		3,322.91		0.00			
	M0043 Dreqhorn Road - Maintenance		0.00		0.00		0.00		4,213.22		0.00			
	M0044 Coaker Road - Maintenance		0.00		0.00		0.00		1,422.40		0.00			
	M0051 Koolanooka Springs Road - Maintenance		0.00		0.00		0.00		3,750.00		0.00			
	M0057 Heitman Road - Maintenance		0.00		0.00		0.00		3,364.24		0.00			
	M0065 Wornes Road - Maintenance		0.00		0.00		0.00		4,383.66		0.00			
	M0071 Tropiano Road - Maintenance		0.00		0.00		0.00		558.87		0.00			
	M0137 Mungada Road - Maintenance		0.00		0.00		0.00		6,234.15		0.00			
	M0150 Three Springs Morawa Road - Maintenance		0.00		0.00		0.00		32,867.03		0.00			
12204	Maintenance - Town Streets													
	M1000 Maintenance - Town Streets		94,069.00		94,069.00		72,342.00		15,752.95		94,069.00			
12205	Maintenance - Drainage													
	B12205 Drainage Maintenance		20,274.00		20,274.00		15,573.00		2,607.04		20,274.00			
12206	Maintenance - Depot													
	B12206 Maintenance - Depot		43,965.63		43,965.63		33,779.00		59,081.75		43,965.63			
12207	Maintenance - Footpaths													
	B12207 Footpath Maintenance		10,481.00		10,481.00		8,042.00		3,303.71		10,481.00			
12208	Traffic Signs Maintenance		14,651.00		14,651.00		11,242.00		2,859.71		14,651.00			
12209	Bridges Maintenance		0.00		0.00		0.00		0.00		0.00			
12210	Crossover Maintenance		2,985.00		2,985.00		2,282.00		0.00		2,985.00			
12211	Depreciation - Infrastructure		755,315.00		755,315.00		566,478.00		582,689.84		755,315.00			
12212	Depreciation - Road, Depot Mtce.		914.00		914.00		684.00		77.53		914.00			
12213	Street Sweeping		39,466.00		39,466.00		30,342.00		9,216.15		39,466.00			
12214	Mtce Rural Roads - Mining Activity													
	MINING Mtce Rural Roads - Mining Activity		46,107.00		46,107.00		34,578.00		0.00		46,107.00			
<b>OPERATING REVENUE</b>														
12230	Income Relating to Streets, Roads, Bridges &	0.00		0.00		0.00		0.00			0.00			
12231	Bikewest Grants - Dual Use Paths	0.00		0.00		0.00		0.00			0.00			
12232	Crossover Contributions	0.00		0.00		0.00		0.00			0.00			
12234	Grant - MRWA Direct - Maint	128,611.00		128,611.00		128,611.00		137,802.00		128,611.00				
12235	Grant - MRWA Specific - Maint	0.00		0.00		0.00		0.00			0.00			
12236	Road Mtce Contribution	50,000.00		50,000.00		25,000.00		0.00		50,000.00				
12237	Flood Damage Reimbursements	0.00		0.00		0.00		0.00			0.00			
12240	Flood Damage - Grant	0.00		0.00		0.00		0.00			0.00			
SUB-TOTAL		178,611.00	2,091,500.63	178,611.00	2,091,500.63	153,611.00	1,592,931.00	137,802.00	1,189,780.03	178,611.00	2,091,512.05	0.00	11.42	
<b>CAPITAL EXPENDITURE</b>														
<b>CAPITAL REVENUE</b>														
SUB-TOTAL		0.00	0.00	0.00	0.00	0.00	0.00	0.00	0.00	0.00	0.00	0.00	0.00	
TOTAL - STREETS, ROADS, BRIDGES & DEPOT MAINTENANCE		178,611.00	2,091,500.63	178,611.00	2,091,500.63	153,611.00	1,592,931.00	137,802.00	1,189,780.03	178,611.00	2,091,512.05	0.00	11.42	

11.2.3. - Attachment 1

SHIRE OF MORAWA  
SCHEDULE 12 - TRANSPORT  
Financial Statement for Period Ended  
31 March 2020

ROAD PLANT PURCHASES GL # JOB #	Adopted Budget		Revised Budget		YTD Budget		YTD Actual		Forecast Actual		Comments
	Revenue \$	Expenditure \$	Revenue \$	Expenditure \$	Revenue \$	Expenditure \$	Revenue \$	Expenditure \$	Revenue \$	Expenditure \$	
<b>OPERATING EXPENDITURE</b>											
12300 Administration Allocated - Rd Plant Purch.		7,745.00		7,745.00		5,805.00		5,294.80		7,746.01	
12301 Loan 138 Interest - Plant Purchases		0.00		0.00		0.00		0.00		0.00	
12302 Loss on Disposal of Assets - Road Plant Pur		107,000.00		107,000.00		107,000.00		38,913.73 ▼		5,694.54	
12304 Interest on Finance Lease for Plant		0.00		0.00		0.00		0.00		0.00	
12305 Expenses Relating to Road Plant Purchases		0.00		0.00		0.00		0.00		0.00	
<b>OPERATING REVENUE</b>											
12330 Income Relating to Road Plant Purchases	0.00		0.00		0.00		0.00		0.00		
12331 Profit on Disposal of Assets - Road Plant Pur	0.00		0.00		0.00		0.00		0.00		
<b>SUB-TOTAL</b>	<b>0.00</b>	<b>114,745.00</b>	<b>0.00</b>	<b>114,745.00</b>	<b>0.00</b>	<b>112,805.00</b>	<b>0.00</b>	<b>44,208.53</b>	<b>0.00</b>	<b>13,440.55</b>	
<b>CAPITAL EXPENDITURE</b>											
12303 Plant Reserve Interest ex Muni		15,046.00		15,046.00		11,277.00		5,035.99		15,046.00	
12350 Purchase Plant & Equipment - Road Plant Pt		705,000.00		705,000.00		705,000.00		516,832.87 ▼		705,000.00	
12351 Loan 138 Principal Repayments		0.00		0.00		0.00		0.00		0.00	
12352 Transfers to Reserves ex Muni (P & E)		250,000.00		250,000.00		0.00		0.00		250,000.00	
12353 Finance Lease on Plant		0.00		0.00		0.00		0.00		0.00	
<b>CAPITAL REVENUE</b>											
12340 Transfer from Reserve - Road Plant Purchas	611,000.00		611,000.00		611,000.00		0.00		644,050.00		
12370 Proceeds on Asset Disposal - Road Plant Pu	94,000.00		94,000.00		94,000.00		115,000.00 ▲		15,000.00		
12371 Realisation on Asset Disposal - Road Plant F	(94,000.00)		(94,000.00)		(94,000.00)		(115,000.00) ▲		(15,000.00)		
12372 Loan Proceeds - Road Plant Purchases	0.00		0.00		0.00		0.00		0.00		
12373 Transfer from Plant Reserve	0.00		0.00		0.00		0.00		0.00		
<b>SUB-TOTAL</b>	<b>611,000.00</b>	<b>970,046.00</b>	<b>611,000.00</b>	<b>970,046.00</b>	<b>611,000.00</b>	<b>716,277.00</b>	<b>0.00</b>	<b>521,868.86</b>	<b>644,050.00</b>	<b>970,046.00</b>	
<b>TOTAL - ROAD PLANT PURCHASES</b>	<b>611,000.00</b>	<b>1,084,791.00</b>	<b>611,000.00</b>	<b>1,084,791.00</b>	<b>611,000.00</b>	<b>829,082.00</b>	<b>0.00</b>	<b>566,077.39</b>	<b>644,050.00</b>	<b>983,486.55</b>	

11.2.3. - Attachment 1

SHIRE OF MORAWA  
SCHEDULE 12 - TRANSPORT  
Financial Statement for Period Ended  
31 March 2020

TRAFFIC CONTROL GL # JOB #	Adopted Budget		Revised Budget		YTD Budget		YTD Actual		Forecast Actual		Bud Review Movement		Comments
	Revenue \$	Expenditure \$	Revenue \$	Expenditure \$	Revenue \$	Expenditure \$	Revenue \$	Expenditure \$	Revenue \$	Expenditure \$	Revenue \$	Expenditure \$	
<u>OPERATING EXPENDITURE</u>													
12500 Administration Allocated - Licensing		66,554.00		66,554.00		49,914.00		45,502.57		66,565.17		11.17	
12501 Licensing Inspections		0.00		0.00		0.00		0.00		0.00			
12502 DOT Reimbursable Expenses - Licensing		301,500.00		0.00		0.00		0.00		301,500.00			
12503 DOT - Licensing Expenditure		0.00		301,500.00		226,125.00		193,473.15		0.00			
<u>OPERATING REVENUE</u>													
12530 Licensing Commissions - Traffic Control	15,000.00		15,000.00		11,250.00		10,770.77		15,000.00				
12531 DOT Reimbursements - Licensing	301,500.00		0.00		0.00		0.00		301,500.00				
12532 DOT - Licensing Income	0.00		301,500.00		226,125.00		193,830.20		0.00				
SUB-TOTAL	316,500.00	368,054.00	316,500.00	368,054.00	237,375.00	276,039.00	204,600.97	238,975.72	316,500.00	368,065.17	0.00	11.17	
<u>CAPITAL EXPENDITURE</u>													
12550 Purchase Furniture & Equipment - Traffic Co		0.00		0.00		0.00		0.00		0.00			
<u>CAPITAL REVENUE</u>													
SUB-TOTAL	0.00	0.00	0.00	0.00	0.00	0.00	0.00	0.00	0.00	0.00	0.00	0.00	
TOTAL - TRAFFIC CONTROL	316,500.00	368,054.00	316,500.00	368,054.00	237,375.00	276,039.00	204,600.97	238,975.72	316,500.00	368,065.17	0.00	11.17	

11.2.3. - Attachment 1

SHIRE OF MORAWA  
SCHEDULE 12 - TRANSPORT  
Financial Statement for Period Ended  
31 March 2020

AERODROMES GL # JOB #	Adopted Budget		Revised Budget		YTD Budget		YTD Actual		Forecast Actual		Bud Review Movement		Comments
	Revenue \$	Expenditure \$	Revenue \$	Expenditure \$	Revenue \$	Expenditure \$	Revenue \$	Expenditure \$	Revenue \$	Expenditure \$	Revenue \$	Expenditure \$	
<b>OPERATING EXPENDITURE</b>													
12600 Administration Allocated - Aerodrome		16,166.00		16,166.00		12,123.00		11,053.23		16,168.84		2.84	
12601 Aerodromes Terminal Building Mtce/Ops													
B12601 Aerodromes Maintenance		34,977.00		34,977.00		26,877.00		49,227.89		34,977.00			
12602 Depreciation - Aerodromes		55,139.00		55,139.00		41,346.00		41,354.02		55,139.00			
12603 Aerodromes - Other Expenditure		0.00		0.00		0.00		0.00		0.00			
<b>OPERATING REVENUE</b>													
12630 Aerodrome Grant	0.00		0.00		0.00		0.00		0.00				
12631 Bureau of Meteorology Rental	500.00		500.00		500.00		0.00		500.00				
12632 Other Income - Aerodromes	0.00		0.00		0.00		0.00		0.00				
<b>SUB-TOTAL</b>	<b>500.00</b>	<b>106,282.00</b>	<b>500.00</b>	<b>106,282.00</b>	<b>500.00</b>	<b>80,346.00</b>	<b>0.00</b>	<b>101,635.14</b>	<b>500.00</b>	<b>106,284.84</b>	<b>0.00</b>	<b>2.84</b>	
<b>CAPITAL EXPENDITURE</b>													
12650 Purchase Furniture & Equipment - Aerodrom		0.00		0.00		0.00		0.00		0.00			
12651 Infrastructure - Aerodromes													
AERO1 Aerodrome - Rads Grant		0.00		0.00		0.00		0.00		0.00			
AERO2 Rasp Grant - Aerodrome		0.00		0.00		0.00		0.00		0.00			
AERO3 Sealing Of End Of Runway (Funded By Westnet Rail)		0.00		0.00		0.00		0.00		0.00			
<b>CAPITAL REVENUE</b>													
12652 Transfer from Reserve - Aerodromes	0.00		0.00		0.00		0.00		0.00				
<b>SUB-TOTAL</b>	<b>0.00</b>	<b>0.00</b>	<b>0.00</b>	<b>0.00</b>	<b>0.00</b>	<b>0.00</b>	<b>0.00</b>	<b>0.00</b>	<b>0.00</b>	<b>0.00</b>	<b>0.00</b>	<b>0.00</b>	
<b>TOTAL - AERODROMES</b>	<b>500.00</b>	<b>106,282.00</b>	<b>500.00</b>	<b>106,282.00</b>	<b>500.00</b>	<b>80,346.00</b>	<b>0.00</b>	<b>101,635.14</b>	<b>500.00</b>	<b>106,284.84</b>	<b>0.00</b>	<b>2.84</b>	

SHIRE OF MORAWA  
SCHEDULE 13 - ECONOMIC SERVICES  
Financial Statement for Period Ended  
31 March 2020

PROGRAMME SUMMARY	Adopted Budget		Revised Budget		YTD Budget		YTD Actual		Forecast Actual		Comments
	Revenue \$	Expenditure \$	Revenue \$	Expenditure \$	Revenue \$	Expenditure \$	Revenue \$	Expenditure \$	Revenue \$	Expenditure \$	
<b>OPERATING EXPENDITURE</b>											
Rural Services		32,258.00		32,258.00		29,189.00		15,003.68	▼		32,259.69
Tourism & Area Promotion		338,561.72		338,561.72		278,663.00		148,537.34	▼		338,569.66
Building Control		22,010.00		22,010.00		16,583.00		6,896.30			22,011.61
Other Economic Services		80,222.00		80,222.00		60,129.00		57,883.23			80,226.52
Economic Development		470,720.15		470,720.15		393,627.00		277,783.45	▼		470,738.37
<b>OPERATING REVENUE</b>											
Rural Services	0.00		0.00		0.00		0.00			0.00	
Tourism & Area Promotion	128,750.00		128,750.00		97,476.00		76,993.02		▼	128,750.00	
Building Control	3,050.00		3,050.00		2,286.00		219.30			3,050.00	
Other Economic Services	2,000.00		2,000.00		2,000.00		3,185.80			2,000.00	
Economic Development	13,975.00		13,975.00		10,476.00		2,573.11			13,975.00	
SUB-TOTAL	147,775.00	943,771.87	147,775.00	943,771.87	112,238.00	778,191.00	82,971.23	506,104.00		147,775.00	943,805.85
<b>CAPITAL EXPENDITURE</b>											
Rural Services		0.00		0.00		0.00		0.00			0.00
Tourism & Area Promotion		25,000.00		25,000.00		25,000.00		0.00	▼		25,000.00
Building Control		0.00		0.00		0.00		0.00			0.00
Other Economic Services		0.00		0.00		0.00		0.00			0.00
Economic Development		120,498.15		120,498.15		83,334.00		70,068.36	▼		120,498.15
<b>CAPITAL REVENUE</b>											
Rural Services	0.00		0.00		0.00		0.00			0.00	
Tourism & Area Promotion	0.00		0.00		0.00		0.00			0.00	
Building Control	0.00		0.00		0.00		0.00			0.00	
Other Economic Services	0.00		0.00		0.00		0.00			0.00	
Economic Development	131,908.15		131,908.15		31,908.00		32,491.76			131,908.15	
SUB-TOTAL	131,908.15	145,498.15	131,908.15	145,498.15	31,908.00	108,334.00	32,491.76	70,068.36		131,908.15	145,498.15
TOTAL - PROGRAMME SUMMARY	279,683.15	1,089,270.02	279,683.15	1,089,270.02	144,146.00	886,525.00	115,462.99	576,172.36		279,683.15	1,089,304.00

11.2.3. - Attachment 1

SHIRE OF MORAWA  
SCHEDULE 13 - ECONOMIC SERVICES  
Financial Statement for Period Ended  
31 March 2020

RURAL SERVICES GL # JOB #	Adopted Budget		Revised Budget		YTD Budget		YTD Actual		Forecast Actual		Comments
	Revenue \$	Expenditure \$	Revenue \$	Expenditure \$	Revenue \$	Expenditure \$	Revenue \$	Expenditure \$	Revenue \$	Expenditure \$	
<b>OPERATING EXPENDITURE</b>											
13100 Administration Allocated - Rural Services		12,233.00		12,233.00		9,171.00		8,363.77		12,234.69	
13101 Expenditure on Noxious Weeds & Spraying		8,793.00		8,793.00		8,790.00		2,144.00		8,793.00	
13102 Expenditure on Vermin Control		1,232.00		1,232.00		1,228.00		4,495.91		1,232.00	
13103 Wild Dog Control (Invasive animal managem		10,000.00		10,000.00		10,000.00		0.00		10,000.00	
<b>OPERATING REVENUE</b>											
13130 Income Relating to Rural Services	0.00		0.00		0.00		0.00		0.00		
SUB-TOTAL	0.00	32,258.00	0.00	32,258.00	0.00	29,189.00	0.00	15,003.68	0.00	32,259.69	
<b>CAPITAL EXPENDITURE</b>											
13150 Purchase Furniture & Equipment - Rural Sen		0.00		0.00		0.00		0.00		0.00	
13151 Purchase Plant & Equipment - Rural Service:		0.00		0.00		0.00		0.00		0.00	
<b>CAPITAL REVENUE</b>											
SUB-TOTAL	0.00	0.00	0.00	0.00	0.00	0.00	0.00	0.00	0.00	0.00	
TOTAL - RURAL SERVICES	0.00	32,258.00	0.00	32,258.00	0.00	29,189.00	0.00	15,003.68	0.00	32,259.69	

11.2.3. - Attachment 1

SHIRE OF MORAWA  
SCHEDULE 13 - ECONOMIC SERVICES  
Financial Statement for Period Ended  
31 March 2020

TOURISM & AREA PROMOTION GL # JOB #		Adopted Budget		Revised Budget		YTD Budget		YTD Actual		Forecast Actual		Comments
		Revenue \$	Expenditure \$	Revenue \$	Expenditure \$	Revenue \$	Expenditure \$	Revenue \$	Expenditure \$	Revenue \$	Expenditure \$	
<b>OPERATING EXPENDITURE</b>												
13200	Administration Allocated - Tourism		46,849.00		46,849.00		35,136.00		32,030.31		46,856.94	
13201	Caravan Park Caretaker Employment Expen		11,180.00		11,180.00		8,379.00		9,129.12		11,180.00	
13203	Caravan Park Operating Expenditure Jobs											
	B13203 Caravan Park Ablutions And Surrounds		43,100.00		43,100.00		33,115.00		37,405.90		43,100.00	
	B13204 Morawa Caravan Park Camp Kitchen And Ot		2,866.00		2,866.00		2,180.00		567.88		2,866.00	
	B13205 Caravan Park General Expenses		0.00		0.00		0.00		1,505.11		0.00	
	B13206 Do Not Use		0.00		0.00		0.00		0.00		0.00	
13204	Chalet Operating Expenditure - Canna Jobs											
	B13207 Canna Chalet Operating Expenditure		14,352.00		14,352.00		11,015.00		4,318.99		14,352.00	
13205	Chalet Operating Expenditure - Koolanooka Jobs											
	B13208 Koolanooka Chalet Operating Expenditure		14,358.00		14,358.00		11,015.00		2,767.93		14,358.00	
13206	Area Promotion Expenditure						35,000.00		26,244.00		35,000.00	
13207	Community Resource Centre Operating Expe		2,000.00		2,000.00		1,494.00		850.00		2,000.00	
13208	Wildflower Country Tourism Committee		16,000.00		16,000.00		16,000.00		4,500.00		16,000.00	
13209	Tourist Bureau Operations		20,041.00		20,041.00		15,155.00		3,236.81		20,041.00	
13210	Rural Towns Project		0.00		0.00		0.00		0.00		0.00	
13211	Tourism Project Officer Expenditure		0.00		0.00		0.00		0.00		0.00	
13212	Depreciation - Tourism		23,091.00		23,091.00		17,316.00		17,014.27		23,091.00	
13213	Morawa Trails Project		50,000.00		50,000.00		50,000.00		15,000.00		50,000.00	
13214	Area promotion Marketing Plan		10,000.00		10,000.00		10,000.00		0.00		10,000.00	
13215	Unit 1 C/Park - Morawa Jobs											
	B13215 Unit 1 C/Park - Morawa		8,210.68		8,210.68		6,298.00		3,467.81		8,210.68	
13216	Unit 2 C/Park - Gultha Jobs											
	B13216 Unit 2 C/Park - Gultha		8,210.68		8,210.68		6,298.00		3,343.41		8,210.68	
13217	Unit 3 C/Park - Merkanooka Jobs											
	B13217 Unit 3 C/Park - Merkanooka		8,210.68		8,210.68		6,298.00		2,536.68		8,210.68	
13218	Unit 4 - C/Park - Pintharuka Jobs											
	B13218 Unit 4 C/Park - Pintharuka		8,210.68		8,210.68		6,298.00		2,890.36		8,210.68	
13219	Caravan Caretakers Office/Accommodation Jobs											
	B13219 Caravan Caretakers Office/Accommodation		1,882.00		1,882.00		1,422.00		94.21		1,882.00	
13220	Other Expenses - Tourism & Area Promotion		15,000.00		15,000.00		15,000.00		46.50		15,000.00	
<b>OPERATING REVENUE</b>												
13224	Exploring Wildflower Country Project Income	0.00		0.00		0.00		0.00			0.00	
13230	Sale of Maps	0.00		0.00		0.00		0.00			0.00	
13231	Chalet Income - Canna	25,000.00		25,000.00		18,747.00		15,457.27			25,000.00	
13232	Chalet Income - Koolanooka	25,000.00		25,000.00		18,747.00		4,320.00			25,000.00	
13233	Caravan Park - On Site Caravan Rental	0.00		0.00		0.00		0.00			0.00	
13234	Caravan Park - Powered/non-Powered Site	30,000.00		30,000.00		22,500.00		23,425.01			30,000.00	
13235	Caravan Park - Non Powered Site	0.00		0.00		0.00		0.00			0.00	
13236	Caravan Park - Other Income	2,000.00		2,000.00		1,494.00		319.83			2,000.00	
13237	Walking Trail Entry Statement	0.00		0.00		0.00		0.00			0.00	
13238	Contributions & Grants - Tourism & Area Pro	0.00		0.00		0.00		0.00			0.00	
13239	Other Income - Tourism & Area Promotion	3,750.00		3,750.00		3,750.00		90.91			3,750.00	
13240	Morawa Water Management Plan (Rural Tow	0.00		0.00		0.00		0.00			0.00	
13340	Contributions -MU & PJ (Regional Tourism C	0.00		0.00		0.00		0.00			0.00	
13341	Wildflower Highway Project Income	0.00		0.00		0.00		0.00			0.00	
13342	Unit 1 C/Park - Morawa Income	13,000.00		13,000.00		9,747.00		9,900.00			13,000.00	
13343	Unit 2 C/Park - Gultha Income	10,000.00		10,000.00		7,497.00		9,100.00			10,000.00	
13344	Unit 3 C/Park - Merkanooka Income	10,000.00		10,000.00		7,497.00		8,140.00			10,000.00	
13345	Unit 4 C/Park - Pintharuka Income	10,000.00		10,000.00		7,497.00		6,240.00			10,000.00	
SUB-TOTAL		128,750.00	338,561.72	128,750.00	338,561.72	97,476.00	278,663.00	76,993.02	148,537.34		128,750.00	338,569.66
<b>CAPITAL EXPENDITURE</b>												



11.2.3. - Attachment 1

SHIRE OF MORAWA  
SCHEDULE 13 - ECONOMIC SERVICES  
Financial Statement for Period Ended  
31 March 2020

TOURISM & AREA PROMOTION GL # JOB #		Adopted Budget		Revised Budget		YTD Budget		YTD Actual		Forecast Actual		Comments
		Revenue \$	Expenditure \$	Revenue \$	Expenditure \$	Revenue \$	Expenditure \$	Revenue \$	Expenditure \$	Revenue \$	Expenditure \$	
13250	Purchase Furniture & Equipment - Tourism &		0.00		0.00		0.00		0.00		0.00	
13251	Purchase Land & Buildings - Tourism & Area Jobs											
	B13251 Making Of Morawa Project (Beacon)		0.00		0.00		0.00		0.00		0.00	
	B13252 Caravan Park Chalets Construction		0.00		0.00		0.00		0.00		0.00	
	B13253 Tourist Centre Capital		0.00		0.00		0.00		0.00		0.00	
	B13254 Caravan Park Camp Kitchen		0.00		0.00		0.00		0.00		0.00	
	I13251 Caravan Park Managers Office - (Capital)		0.00		0.00		0.00		0.00		0.00	
13252	Infra/Other - Morawa Beacon		0.00		0.00		0.00		0.00		0.00	
13253	Reserves ex Muni ( Water Waste/Unspent G		0.00		0.00		0.00		0.00		0.00	
13254	Waste Water Reserves Interest ex Muni		0.00		0.00		0.00		0.00		0.00	
13255	Infrastructure Other - Tourism & Area Prom. Jobs											
	I13254 Wifi System - Caravan Park/Main Street		0.00		0.00		0.00		0.00		0.00	
	I13255 Exploring Wildflower Country Project		0.00		0.00		0.00		0.00		0.00	
	I13256 Entry Statement Project		0.00		0.00		0.00		0.00		0.00	
	I13257 Mowawa Bush Trail Project		0.00		0.00		0.00		0.00		0.00	
	I13258 Heritage Trails		0.00		0.00		0.00		0.00		0.00	
	I13259 Caravan Park Waste Dump Site		0.00		0.00		0.00		0.00		0.00	
	I13260 Caravan Park Concept Plan		0.00		0.00		0.00		0.00		0.00	
	I13261 Interpretive Signage		25,000.00		25,000.00		25,000.00		0.00		25,000.00	
13256	Plant and Equipment - Tourism		0.00		0.00		0.00		0.00		0.00	
<u>CAPITAL REVENUE</u>												
13260	Transfers ex Reserve - Tourism	0.00		0.00		0.00		0.00		0.00		
SUB-TOTAL		0.00	25,000.00	0.00	25,000.00	0.00	25,000.00	0.00	0.00	0.00	25,000.00	
TOTAL - TOURISM & AREA PROMOTION		128,750.00	363,561.72	128,750.00	363,561.72	97,476.00	303,663.00	76,993.02	148,537.34	128,750.00	363,569.66	

SHIRE OF MORAWA  
 SCHEDULE 13 - ECONOMIC SERVICES  
 Financial Statement for Period Ended  
 31 March 2020

BUILDING CONTROL GL # JOB #	Adopted Budget		Revised Budget		YTD Budget		YTD Actual		Forecast Actual		Comments
	Revenue \$	Expenditure \$	Revenue \$	Expenditure \$	Revenue \$	Expenditure \$	Revenue \$	Expenditure \$	Revenue \$	Expenditure \$	
<u>OPERATING EXPENDITURE</u>											
13300 Administration Allocated - Building Control		7,598.00		7,598.00		5,697.00		5,194.77		7,599.61	
13301 Bld Control Expenses Allocated from Health		4,412.00		4,412.00		3,389.00		91.00		4,412.00	
13302 Other Building Costs		10,000.00		10,000.00		7,497.00		1,610.53		10,000.00	
<u>OPERATING REVENUE</u>											
13330 Building Permit Fees	3,000.00		3,000.00		2,250.00		202.70		3,000.00		
13331 BCITF & BRB Commission	50.00		50.00		36.00		16.60		50.00		
13332 Reimbursements	0.00		0.00		0.00		0.00		0.00		
SUB-TOTAL	3,050.00	22,010.00	3,050.00	22,010.00	2,286.00	16,583.00	219.30	6,896.30	3,050.00	22,011.61	
<u>CAPITAL EXPENDITURE</u>											
13350 Purchase Furniture & Equipment - Building C		0.00		0.00		0.00		0.00		0.00	
<u>CAPITAL REVENUE</u>											
SUB-TOTAL	0.00	0.00	0.00	0.00	0.00	0.00	0.00	0.00	0.00	0.00	
TOTAL - BUILDING CONTROL	3,050.00	22,010.00	3,050.00	22,010.00	2,286.00	16,583.00	219.30	6,896.30	3,050.00	22,011.61	

SHIRE OF MORAWA  
 SCHEDULE 13 - ECONOMIC SERVICES  
 Financial Statement for Period Ended  
 #REF!

OTHER ECONOMIC SERVICES GL # JOB #	Adopted Budget		Revised Budget		YTD Budget		YTD Actual		Forecast Actual		Comments
	Revenue \$	Expenditure \$	Revenue \$	Expenditure \$	Revenue \$	Expenditure \$	Revenue \$	Expenditure \$	Revenue \$	Expenditure \$	
<b>OPERATING EXPENDITURE</b>											
13600 Administration Allocated - Other Econ Servic		26,540.00		26,540.00		19,899.00		18,145.02		26,544.52	
13601 Standpipe Water Supply Expenditure		5,937.00		5,937.00		4,428.00		5,833.10		5,937.00	
13605 MFIG Expenses		0.00		0.00		0.00		0.00		0.00	
13606 NEFF Expenses		0.00		0.00		0.00		0.00		0.00	
13607 Depreciation - Other Economic Services		45,245.00		45,245.00		33,930.00		33,905.11		45,245.00	
13608 MWCC I- MORAWA		2,500.00		2,500.00		1,872.00		0.00		2,500.00	
<b>OPERATING REVENUE</b>											
13630 Sale of Water	2,000.00		2,000.00		2,000.00		3,185.80		2,000.00		
13631 Income from Child Care Centre	0.00		0.00		0.00		0.00		0.00		
13632 NEFF / RFCS Reimbursements	0.00		0.00		0.00		0.00		0.00		
13633 NEFF Office Rental	0.00		0.00		0.00		0.00		0.00		
SUB-TOTAL	2,000.00	80,222.00	2,000.00	80,222.00	2,000.00	60,129.00	3,185.80	57,883.23	2,000.00	80,226.52	
<b>CAPITAL EXPENDITURE</b>											
13650 Purchase Furniture & Equipment - Other Eco		0.00		0.00		0.00		0.00		0.00	
13652 Land and Buildings - Other Economic Servic		0.00		0.00		0.00		0.00		0.00	
<b>CAPITAL REVENUE</b>											
SUB-TOTAL	0.00	0.00	0.00	0.00	0.00	0.00	0.00	0.00	0.00	0.00	
TOTAL - OTHER ECONOMIC SERVICES	2,000.00	80,222.00	2,000.00	80,222.00	2,000.00	60,129.00	3,185.80	57,883.23	2,000.00	80,226.52	

11.2.3. - Attachment 1

SHIRE OF MORAWA  
SCHEDULE 13 - ECONOMIC SERVICES  
Financial Statement for Period Ended  
31 March 2020

ECONOMIC DEVELOPMENT GL # JOB #		Adopted Budget		Revised Budget		YTD Budget		YTD Actual		Forecast Actual		Alter		Comments
		Revenue \$	Expenditure \$	Revenue \$	Expenditure \$	Revenue \$	Expenditure \$	Revenue \$	Expenditure \$	Revenue \$	Expenditure \$	Revenue \$	Expenditure \$	
<b>OPERATING EXPENDITURE</b>														
13700	Administration Allocated - Ec Development		106,052.00		106,052.00		79,533.00		72,507.50		106,069.82		17.82	
13701	Employee Expenses - EDM		102,224.00		102,224.00		78,613.00		67,778.59		102,224.00			
13702	Housing Costs Allocated - Economic Develop		9,001.00		9,001.00		6,750.00		14,613.65		9,001.40		0.40	
13703	Other Expenses - Economic Development		5,000.00		5,000.00		3,744.00		3,604.03		5,000.00			
13704	Vehicle Expenses - Economic Development		0.00		0.00		0.00		0.00		0.00			
13705	Salary Sacrifice Housing - EDO		0.00		0.00		0.00		0.00		0.00			
13706	Morawa Future Fund Community Allocation		31,908.15		31,908.15		31,908.00		36,530.64		31,908.15			
13707	BUSINESS UNITS BLDG MAINTENANCE													
	<b>B13700 Business Units Common Services</b>		9,390.00		9,390.00		9,384.00		9,386.11		9,390.00			
	B13701 Business Unit 1 - Lot 5 Wubin/Mullewa Rd		1,446.00		1,446.00		1,441.00		229.71		1,446.00			
	B13702 Business Unit 2 - Lot 5 Wubin/Mullewa Rd		1,446.00		1,446.00		1,441.00		435.84		1,446.00			
	B13703 Business Unit 3 - Lot 5 Wubin/Mullewa Rd		1,446.00		1,446.00		1,442.00		434.82		1,446.00			
	B13704 Business Unit 4 - Lot 5 Wubin/Mullewa Rd		1,446.00		1,446.00		1,442.00		0.00		1,446.00			
	B13705 Business Unit 5 - Lot 5 Wubin/Mullewa Rd		1,446.00		1,446.00		1,442.00		397.24		1,446.00			
	B13706 Business Unit 6 - Lot 5 Wubin/Mullewa Rd		1,446.00		1,446.00		1,442.00		396.76		1,446.00			
	B13707 Business Unit 7 - Lot 5 Wubin/Mullewa Rd		1,446.00		1,446.00		1,442.00		395.74		1,446.00			
	B13708 Business Unit 8 - Lot 5 Wubin/Mullewa Rd		1,446.00		1,446.00		1,442.00		393.69		1,446.00			
	B13709 Business Unit 9 - Lot 5 Wubin/Mullewa Rd		1,946.00		1,946.00		1,943.00		456.21		1,946.00			
13708	Regeneration Morawa Project		100,000.00		100,000.00		100,000.00		0.00		100,000.00			
13709	Loss on Disposal of Assets - Economic Deve		0.00		0.00		0.00		0.00		0.00			
13710	Depreciation - Ec Development		93,631.00		93,631.00		70,218.00		70,222.92		93,631.00			
13711	Grant Services - Left of Centre		0.00		0.00		0.00		0.00		0.00			
13712	Super Towns Expenditure		0.00		0.00		0.00		0.00		0.00			
13713	Future Fund Community Projects		0.00		0.00		0.00		0.00		0.00			
<b>OPERATING REVENUE</b>														
13730	Contributions & Grants - Economic Develop	0.00		0.00		0.00		0.00		0.00				
13731	Profit on Disposal of Assets - Economic Deve	0.00		0.00		0.00		0.00		0.00				
13732	Morawa LG Energy Efficiency Program Gran	0.00		0.00		0.00		0.00		0.00				
13733	Other Income - Economic Development	0.00		0.00		0.00		0.00		0.00				
13734	Contributions - Future Funds	0.00		0.00		0.00		0.00		0.00				
13735	Business Unit 1 Income - S & K	6,975.00		6,975.00		5,229.00		0.00		6,975.00				
13736	Business Unit 2 Income	0.00		0.00		0.00		0.00		0.00				
13737	Business Unit 3 Income	4,000.00		4,000.00		2,997.00		2,573.11		4,000.00				
13738	Business Unit 4 Income	0.00		0.00		0.00		0.00		0.00				
13739	Business Unit 5 Income - MTM	0.00		0.00		0.00		0.00		0.00				
13740	Business Unit 6 Income - MEITA	0.00		0.00		0.00		0.00		0.00				
13741	Business Unit 7 Income	0.00		0.00		0.00		0.00		0.00				
13742	Business Unit 8 Income - MacIntosh	0.00		0.00		0.00		0.00		0.00				
13743	Business Unit 9 Income - S & K	3,000.00		3,000.00		2,250.00		0.00		3,000.00				
13744	Business Units - Common Income	0.00		0.00		0.00		0.00		0.00				
13745	Super Towns Income	0.00		0.00		0.00		0.00		0.00				
13746	L/Govt Energy Efficiency Program	0.00		0.00		0.00		0.00		0.00				
<b>SUB-TOTAL</b>		13,975.00	470,720.15	13,975.00	470,720.15	10,476.00	393,627.00	2,573.11	277,783.45		13,975.00	470,738.37	0.00	18.22
<b>CAPITAL EXPENDITURE</b>														
13750	Purchase Furniture & Equipment - Economic		0.00		0.00		0.00		0.00		0.00			
13751	Purchase Plant & Equipment - Other Econom		0.00		0.00		0.00		0.00		0.00			
13752	Economic Development Reserve Interest ex		2,036.00		2,036.00		1,521.00		681.50		2,036.00			
13753	Purchase L & B - Incubator Project													
	<b>INC Business Incubators</b>		0.00		0.00		0.00		0.00		0.00			
13754	Reserve Funds ex Muni (R4R)		0.00		0.00		0.00		0.00		0.00			
13755	Infrastructure Carpark- Incubators (Business		0.00		0.00		0.00		0.00		0.00			
13756	Community Development Reserve Funds ex		22,423.00		22,423.00		16,812.00		10,983.37		22,423.00			
13757	Purchase Land & Buildings - Economic Deve		0.00		0.00		0.00		0.00		0.00			
13758	Transfer to Morawa Community Future Fund		4,336.00		4,336.00		3,249.00		34,067.46		4,336.00			
13759	Reserve Funds ex Muni (Future Fund)		37,539.00		37,539.00		28,152.00		23,580.87		37,539.00			
13760	Transfer Interest to Solar Thermal Power Res		0.00		0.00		0.00		0.00		0.00			
13761	Transfer Interest to Morawa Revitalisation Re		0.00		0.00		0.00		0.00		0.00			
13762	Morawa Revitalisation - Road Infrastructure													

11.2.3. - Attachment 1

SHIRE OF MORAWA  
SCHEDULE 13 - ECONOMIC SERVICES  
Financial Statement for Period Ended  
31 March 2020

ECONOMIC DEVELOPMENT GL # JOB #		Adopted Budget		Revised Budget		YTD Budget		YTD Actual		Forecast Actual		Alter		Comments
		Revenue \$	Expenditure \$	Revenue \$	Expenditure \$	Revenue \$	Expenditure \$	Revenue \$	Expenditure \$	Revenue \$	Expenditure \$	Revenue \$	Expenditure \$	
13763	REV02 Phase 1 - Road Freight Alignment Bypass Morawa Revitalisation - Other Infrastructure Jobs		0.00		0.00		0.00		0.00		0.00			
	REV01 Phase 2 - Civic Square/Pedestrian Crossing		0.00		0.00		0.00		0.00		0.00			
	REV03 Mwp-Morawa Town Revitalisation Project		0.00		0.00		0.00		0.00		0.00			
	REV04 Town Square Cctv Cameras		0.00		0.00		0.00		0.00		0.00			
	REV05 Construction Of Footpath & Heritage Trail		0.00		0.00		0.00		0.00		0.00			
13764	Investment in North Midlands Solar Thermal		0.00		0.00		0.00		0.00		0.00			
13765	Transfer to Morawa Community Future Fund:	31,908.15		31,908.15		31,908.00		0.00		31,908.15				
13766	Wireless & Mobile Blackspot Coverage		0.00		0.00		0.00		0.00		0.00			
13767	Transfer to Business Units Reserve		20,000.00		20,000.00		0.00		0.00		20,000.00			
13768	Transfer Interest to Business Units Reserve		2,256.00		2,256.00		1,692.00		755.16		2,256.00			
13769	Infrastructure Other - Economic Developmen		0.00		0.00		0.00		0.00		0.00			
13780	Land Development - Costs of Acquisition Jobs													
	LD001 Industrial Land Development - Costs Of Acquisition		0.00		0.00		0.00		0.00		0.00			
13781	Land Development - Development Costs Jobs													
	LD002 Industrial Land Development - Development Costs		0.00		0.00		0.00		0.00		0.00			
<b>CAPITAL REVENUE</b>														
13770	Proceeds on sale of L & B	0.00		0.00		0.00		0.00		0.00				
13771	Realisation on Asset Disposals - Economic D	0.00		0.00		0.00		0.00		0.00				
13772	Sale of Plant & Equipment	0.00		0.00		0.00		0.00		0.00				
13773	Grants ex Reserve	0.00		0.00		0.00		0.00		0.00				
13774	Proceeds Sale of Iron Ore Fines	0.00		0.00		0.00		0.00		0.00				
13775	Transfer ex Economic Development Res	100,000.00		100,000.00		0.00		0.00		0.00		(100,000.00)		
13776	Transfer from Morawa Future Fund Interest F	0.00		0.00		0.00		0.00		0.00				
13777	Transfer from Future Funds Reserve	31,908.15		31,908.15		31,908.00		32,491.76		31,908.15				
13778	Transfer From Community Development Res	0.00		0.00		0.00		0.00		100,000.00			100,000.00	
13779	Transfer from Unspent Grants Reserve	0.00		0.00		0.00		0.00		0.00				
37320	Transfer Ex Reserve SuperTowns	0.00		0.00		0.00		0.00		0.00				
SUB-TOTAL		131,908.15	120,498.15	131,908.15	120,498.15	31,908.00	83,334.00	32,491.76	70,068.36	131,908.15	120,498.15	0.00	0.00	
TOTAL - ECONOMIC DEVELOPMENT		145,883.15	591,218.30	145,883.15	591,218.30	42,384.00	476,961.00	35,064.87	347,851.81	145,883.15	591,236.52	0.00	18.22	

SHIRE OF MORAWA  
 SCHEDULE 14 - OTHER PROPERTY & SERVICES  
 Financial Statement for Period Ended  
 31 March 2020

PROGRAMME SUMMARY	Adopted Budget		Revised Budget		YTD Budget		YTD Actual		Forecast Actual		Comments
	Revenue \$	Expenditure \$	Revenue \$	Expenditure \$	Revenue \$	Expenditure \$	Revenue \$	Expenditure \$	Revenue \$	Expenditure \$	
<b>OPERATING EXPENDITURE</b>											
Private Works		40,377.00		40,377.00		30,960.00		46,832.49 ▲		40,377.40	
Public Works Overheads		92.65		92.65		(1,047.00)		74,376.31 ▼		0.00	
Plant Operation Costs		0.00		0.00		1,378.00		69,524.51 ▲		0.00	
Administration		(0.23)		(0.23)		38,548.00		7,711.08 ▼		0.00	
MWLGSA Overheads (Direct Costs)		0.00		0.00		0.00		376.62		0.00	
Salaries & Wages		0.00		0.00		0.00		0.00		0.00	
Unclassified		0.00		0.00		0.00		0.00		0.00	
Town Planning Schemes		0.00		0.00		0.00		0.00		0.00	
Stock Fuels & Oils		0.00		0.00		0.00		(25,646.50)		0.00	
<b>OPERATING REVENUE</b>											
Private Works	75,000.00		75,000.00		56,250.00		65,277.60		75,000.00		
Public Works Overheads	0.00		0.00		0.00		0.00		0.00		
Plant Operation Costs	0.00		0.00		0.00		2,498.05		0.00		
Administration	9,900.00		9,900.00		8,644.00		14,409.12		9,900.00		
MWLGSA Overheads (Direct Costs)	0.00		0.00		0.00		0.00		0.00		
Salaries & Wages	0.00		0.00		0.00		0.00		0.00		
Unclassified	9,900.00		9,900.00		7,425.00		6,600.00		9,900.00		
Town Planning Schemes	0.00		0.00		0.00		0.00		0.00		
Stock Fuels & Oils	40,000.00		40,000.00		20,000.00		23,483.40		40,000.00		
<b>SUB-TOTAL</b>	<b>134,800.00</b>	<b>40,469.42</b>	<b>134,800.00</b>	<b>40,469.42</b>	<b>92,319.00</b>	<b>69,839.00</b>	<b>112,268.17</b>	<b>173,174.51</b>	<b>134,800.00</b>	<b>40,377.40</b>	
<b>CAPITAL EXPENDITURE</b>											
Private Works		0.00		0.00		0.00		0.00		0.00	
Public Works Overheads		0.00		0.00		0.00		0.00		0.00	
Plant Operation Costs		0.00		0.00		0.00		0.00		0.00	
Administration		103,946.00		103,946.00		97,952.00		60,631.12 ▼		103,946.00	
MWLGSA Overheads (Direct Costs)		0.00		0.00		0.00		0.00		0.00	
Salaries & Wages		0.00		0.00		0.00		0.00		0.00	
Unclassified		0.00		0.00		0.00		0.00		0.00	
Town Planning Schemes		0.00		0.00		0.00		0.00		0.00	
Stock Fuels & Oils		0.00		0.00		0.00		0.00		0.00	
<b>CAPITAL REVENUE</b>											
Private Works	0.00		0.00		0.00		0.00		0.00		
Public Works Overheads	0.00		0.00		0.00		0.00		0.00		
Plant Operation Costs	0.00		0.00		0.00		0.00		0.00		
Administration	0.00		0.00		0.00		0.00		0.00		
MWLGSA Overheads (Direct Costs)	0.00		0.00		0.00		0.00		0.00		
Salaries & Wages	0.00		0.00		0.00		0.00		0.00		
Unclassified	0.00		0.00		0.00		0.00		0.00		
Town Planning Schemes	0.00		0.00		0.00		0.00		0.00		
Stock Fuels & Oils	0.00		0.00		0.00		0.00		0.00		
<b>SUB-TOTAL</b>	<b>0.00</b>	<b>103,946.00</b>	<b>0.00</b>	<b>103,946.00</b>	<b>0.00</b>	<b>97,952.00</b>	<b>0.00</b>	<b>60,631.12</b>	<b>0.00</b>	<b>103,946.00</b>	
<b>TOTAL - PROGRAMME SUMMARY</b>	<b>134,800.00</b>	<b>144,415.42</b>	<b>134,800.00</b>	<b>144,415.42</b>	<b>92,319.00</b>	<b>167,791.00</b>	<b>112,268.17</b>	<b>233,805.63</b>	<b>134,800.00</b>	<b>144,323.40</b>	

SHIRE OF MORAWA  
 SCHEDULE 14 - OTHER PROPERTY & SERVICES  
 Financial Statement for Period Ended  
 31 March 2020

PRIVATE WORKS GL # JOB #	Adopted Budget		Revised Budget		YTD Budget		YTD Actual		Forecast Actual		Comments
	Revenue \$	Expenditure \$	Revenue \$	Expenditure \$	Revenue \$	Expenditure \$	Revenue \$	Expenditure \$	Revenue \$	Expenditure \$	
<u>OPERATING EXPENDITURE</u>											
14100 Administration Allocated - Private Works		4,119.00		4,119.00		3,087.00		2,816.39		4,119.40	
14101 Expenditure - Private Works <span style="float: right;">Jobs</span>											
W0650 Private Works - General		36,258.00		36,258.00		27,873.00		0.00		36,258.00	
W1288 Sweeping Gneabba - Shire Of Carnamah		0.00		0.00		0.00		2,647.90		0.00	
W1289 Mungada Road		0.00		0.00		0.00		7,230.75		0.00	
W1291 Maca Mining - Tilley Rd		0.00		0.00		0.00		3,953.30		0.00	
W1292 Water Corp Lane Way		0.00		0.00		0.00		439.93		0.00	
W1293 School Cracker Dust		0.00		0.00		0.00		0.00		0.00	
W1295 Road Broom - Three Springs		0.00		0.00		0.00		1,636.19		0.00	
W1296 Lot 435 Evans/Solomon St Mowing		0.00		0.00		0.00		205.26		0.00	
W1297 RFDS Short Circuit Race Track		0.00		0.00		0.00		660.68		0.00	
W1298 Slashing of block - Dixie Holt		0.00		0.00		0.00		110.46		0.00	
W1299 Karar Mining Ltd		0.00		0.00		0.00		6,037.42		0.00	
W1300 Shire of Three Springs - Hire of Road Broom		0.00		0.00		0.00		1,139.12		0.00	
W1301 Alex Horsly - 456 Carslake Road (water)		0.00		0.00		0.00		456.32		0.00	
W1302 Estate of Malcolm Trevor Ruwoldt - Yard Cle		0.00		0.00		0.00		1,126.21		0.00	
W1303 M Thorton		0.00		0.00		0.00		338.18		0.00	
W1304 Shire of Perenjori - Road Broom		0.00		0.00		0.00		1,597.07		0.00	
W1305 Shire of Eneabba - Road Broom		0.00		0.00		0.00		2,683.24		0.00	
W1306 Andrew Denham - Dreghorn St, Morawa		0.00		0.00		0.00		109.94		0.00	
W1307 Water to Ag School		0.00		0.00		0.00		596.83		0.00	
W1308 Water to Ag School - Water Corp		0.00		0.00		0.00		464.17		0.00	
W1309 22 Richter Ave - Yard Cleaning		0.00		0.00		0.00		236.37		0.00	
W1310 Three Springs - Road Broom		0.00		0.00		0.00		1,364.12		0.00	
W1311 Shire of Perenjori - Road sweeping		0.00		0.00		0.00		620.64		0.00	
W1312 Shire of Carnamah - Road sweeping		0.00		0.00		0.00		2,326.66		0.00	
W1313 Shire of Mingenew - Road Sweeping		0.00		0.00		0.00		2,406.39		0.00	
W1314 Water to Ag School		0.00		0.00		0.00		435.32		0.00	
W1316 Shire of Carnamah - Road sweeping		0.00		0.00		0.00		1,363.92		0.00	
W1317 Three Springs Road Broom		0.00		0.00		0.00		1,203.45		0.00	
W1319 Road Broom - Mingenew		0.00		0.00		0.00		1,487.33		0.00	
W1320 Road Broom Perenjori		0.00		0.00		0.00		1,138.93		0.00	
W1321 Morawa Ag College - dig hole		0.00		0.00		0.00		0.00		0.00	
14102 Private Works - ISA Project - Main Roads		0.00		0.00		0.00		0.00		0.00	
<u>OPERATING REVENUE</u>											
14130 Income from Private Works	75,000.00		75,000.00		56,250.00		65,277.60		75,000.00		
SUB-TOTAL	75,000.00	40,377.00	75,000.00	40,377.00	56,250.00	30,960.00	65,277.60	46,832.49	75,000.00	40,377.40	
<u>CAPITAL EXPENDITURE</u>											
<u>CAPITAL REVENUE</u>											
SUB-TOTAL	0.00	0.00	0.00	0.00	0.00	0.00	0.00	0.00	0.00	0.00	
TOTAL - PRIVATE WORKS	75,000.00	40,377.00	75,000.00	40,377.00	56,250.00	30,960.00	65,277.60	46,832.49	75,000.00	40,377.40	

SHIRE OF MORAWA  
SCHEDULE 14 - OTHER PROPERTY & SERVICES  
Financial Statement for Period Ended  
31 March 2020

PUBLIC WORKS OVERHEADS GL # JOB #	Adopted Budget		Revised Budget		YTD Budget		YTD Actual		Forecast Actual		Comments
	Revenue \$	Expenditure \$	Revenue \$	Expenditure \$	Revenue \$	Expenditure \$	Revenue \$	Expenditure \$	Revenue \$	Expenditure \$	
<b>OPERATING EXPENDITURE</b>											
14200 Administration Allocated - PWO		266,032.00		266,032.00		199,521.00		181,885.44		266,076.76	
14201 Employee Expenses - Works Supervisor		127,268.00		127,268.00		95,445.00		146,120.38 ▲		127,268.00	
14202 Vehicle Expenses - Works Supervisor		8,798.00		8,798.00		6,597.00		498.51		8,798.00	
14203 Other Expenses - Works Supervisor		1,080.00		1,080.00		801.00		575.10		1,080.00	
14204 Sick Leave Expense - Outside Staff		32,796.00		32,796.00		25,222.00		26,230.75		32,796.00	
14205 Annual & Long Service Leave - Outside Staf		77,068.25		77,068.25		59,280.00		60,096.81		77,068.25	
14206 Public Holiday Pay - Outside Staff		39,270.00		39,270.00		22,906.00		22,862.77		39,270.00	
14207 Superannuation - Outside Staff		97,822.00		97,822.00		75,242.00		75,543.78		97,822.00	
14208 Training - Outside Staff		0.00		0.00		0.00		0.00		0.00	
14209 OSH Programme & Training		22,722.00		22,722.00		17,446.00		32,873.71 ▲		22,722.00	
14210 Protective Clothing - Outside Staff		6,000.00		6,000.00		6,000.00		2,115.07		6,000.00	
14211 Insurance on Works		21,906.00		21,906.00		21,902.00		21,773.86		21,906.00	
14212 Contribution to Regional Risk Co-ordinator		9,000.00		9,000.00		4,500.00		4,606.00		9,000.00	
14213 Travel & Conference Expenses		1,000.00		1,000.00		500.00		415.66		1,000.00	
14214 Relocation Expenses		3,000.00		3,000.00		1,500.00		49.90		3,000.00	
14215 Safety Equipment		5,000.00		5,000.00		3,744.00		2,857.55		5,000.00	
14216 Minor Expenses Including Sundry Plant Ope		14,581.40		14,581.40		10,926.00		(16,919.54) ▼		14,581.40	
14217 Engineering Costs		5,000.00		5,000.00		3,744.00		3,950.00		5,000.00	
14218 Consultancy Services		7,500.00		7,500.00		3,750.00		27,497.31 ▲		7,500.00	
14220 Expendable Stores Expense		15,000.00		15,000.00		11,250.00		2,877.17		15,000.00	
14222 Salary Sacrifice - Housing		0.00		0.00		0.00		0.00		0.00	
14223 Housing Costs Allocated - PWO's		78,175.00		78,175.00		58,626.00		71,591.41 ▲		78,175.00	
14224 Advertising - PWO		3,000.00		3,000.00		1,500.00		1,197.00		3,000.00	
14225 Traffic Management Signs		2,000.00		2,000.00		1,494.00		0.00		2,000.00	
14226 Medical Examination Costs		2,000.00		2,000.00		1,494.00		776.00		2,000.00	
14227 Minor Plant Purchases		0.00		0.00		0.00		0.00		0.00	
14228 Backpay/Adjustments		0.00		0.00		0.00		0.00		0.00	
14229 Workers Compensation Leave		0.00		0.00		0.00		0.00		0.00	
14239 Traineeship -		0.00		0.00		0.00		0.00		0.00	
14242 Unallocated Wages		0.00		0.00		0.00		0.00		0.00	
14243 Depreciation - PWO's		11,976.00		11,976.00		8,982.00		8,992.37		11,976.00	
<i>Recovered amounts</i>											
14219 Overheads Allocated to Public Works		(857,902.00)		(857,902.00)		(643,419.00)		(604,090.70)		(858,039.41)	
<b>OPERATING REVENUE</b>											
14240 Income Relating to Public Works Overheads	0.00		0.00		0.00		0.00		0.00		
14241 Workers Compensation Reimbursements	0.00		0.00		0.00		0.00		0.00		
SUB-TOTAL	0.00	92.65	0.00	92.65	0.00	(1,047.00)	0.00	74,376.31		0.00	0.00
<b>CAPITAL EXPENDITURE</b>											
14251 Purchase Plant & Equip - PWO		0.00		0.00		0.00		0.00		0.00	
14252 Purchase Furniture & Equipment - PWO		0.00		0.00		0.00		0.00		0.00	
<b>CAPITAL REVENUE</b>											
14261 Proceeds on Asset Disposal - Public Works	0.00		0.00		0.00		0.00		0.00		
14262 Realisation on Asset Disposal - Public Work	0.00		0.00		0.00		0.00		0.00		
SUB-TOTAL	0.00	0.00	0.00	0.00	0.00	0.00	0.00	0.00		0.00	0.00
TOTAL - PUBLIC WORKS OVERHEADS	0.00	92.65	0.00	92.65	0.00	(1,047.00)	0.00	74,376.31		0.00	0.00



11.2.3. - Attachment 1

SHIRE OF MORAWA  
 SCHEDULE 14 - OTHER PROPERTY & SERVICES  
 Financial Statement for Period Ended  
 31 March 2020

PLANT OPERATION COSTS GL # JOB #	Adopted Budget		Revised Budget		YTD Budget		YTD Actual		Forecast Actual		Comments
	Revenue \$	Expenditure \$	Revenue \$	Expenditure \$	Revenue \$	Expenditure \$	Revenue \$	Expenditure \$	Revenue \$	Expenditure \$	
<u>OPERATING EXPENDITURE</u>											
14300 Admin Alloc (POC)		0.00		0.00		0.00		0.00		0.00	
14301 Parts & Repairs		87,650.00		87,650.00		65,736.00		119,783.36	▲	87,650.00	
14302 Grader Blades & Cutting Points		6,000.00		6,000.00		4,500.00		5,548.80		6,000.00	
14303 Insurance - Plant		30,783.12		30,783.12		23,085.00		29,148.03		30,783.12	
14304 Fuel & Oils		188,999.20		188,999.20		141,741.00		127,056.53	▼	188,999.20	
14305 Tyres and Tubes		59,030.00		59,030.00		44,271.00		4,021.20	▼	59,030.00	
14306 Minor Equipment Purchases (Expendable T		0.00		0.00		0.00		0.00		0.00	
14307 Internal Repair Wages		148,396.00		148,396.00		111,294.00		37,413.23	▼	148,396.00	
14308 Licences - Plant		5,581.00		5,581.00		5,581.00		7,817.21		5,581.00	
14309 Plant Depreciation costs from Assets - DO N		0.00		0.00		0.00		0.00		0.00	
14310 Leasing of Plant		0.00		0.00		0.00		0.00		0.00	
14509 Plant Depreciation costs from Assets		148,346.00		148,346.00		111,258.00		136,212.41	▲	148,346.00	
<i>Recovered amounts</i>											
14320 Plant Operation Costs Allocated to Works		(674,785.32)		(674,785.32)		(506,088.00)		(397,476.26)	▼	(674,785.32)	
14530 Depreciation allocated to work's and svces		0.00		0.00		0.00		0.00		0.00	
<u>OPERATING REVENUE</u>											
14431 Reimbursements POC	0.00		0.00		0.00		2,498.05			0.00	
SUB-TOTAL	0.00	0.00	0.00	0.00	0.00	1,378.00	2,498.05	69,524.51		0.00	0.00
<u>CAPITAL EXPENDITURE</u>											
<u>CAPITAL REVENUE</u>											
SUB-TOTAL	0.00	0.00	0.00	0.00	0.00	0.00	0.00	0.00		0.00	0.00
TOTAL - PLANT OPERATION COSTS	0.00	0.00	0.00	0.00	0.00	1,378.00	2,498.05	69,524.51		0.00	0.00

11.2.3. - Attachment 1

SHIRE OF MORAWA  
 SCHEDULE 14 - OTHER PROPERTY & SERVICES  
 Financial Statement for Period Ended  
 31 March 2020

ADMINISTRATION GL # JOB #	Adopted Budget		Revised Budget		YTD Budget		YTD Actual		Forecast Actual		Comments
	Revenue \$	Expenditure \$	Revenue \$	Expenditure \$	Revenue \$	Expenditure \$	Revenue \$	Expenditure \$	Revenue \$	Expenditure \$	
<b>OPERATING EXPENDITURE</b>											
14600 Salaries & Wages - Admin		669,176.00		669,176.00		514,692.00		445,959.05	▼		669,176.00
14601 Leave Liability To Other Shires		0.00		0.00		0.00		0.00			0.00
14602 Superannuation - Admin		79,928.40		79,928.40		61,428.00		60,644.58			79,928.40
14603 Office Equipment - Salary Sacrifice		0.00		0.00		0.00		0.00			0.00
14604 Personal Professional Development		3,000.00		3,000.00		1,500.00		4,635.01			3,000.00
14605 Staff Uniform Expense - Admin		2,000.00		2,000.00		1,494.00		701.71			2,000.00
14606 OSH Programme & Training - Admin		15,000.00		15,000.00		11,250.00		1,781.82			15,000.00
14607 Fringe Benefits Tax - Admin		30,000.00		30,000.00		15,000.00		18,445.11			30,000.00
14608 Relocation Expenses - Admin		10,000.00		10,000.00		5,000.00		3,786.36			10,000.00
14609 Insurance Premiums - Admin		21,220.71		21,220.71		17,237.00		19,721.70			21,220.71
14610 Conference Expenses - Admin		7,750.00		7,750.00		7,750.00		3,087.58			7,750.00
14611 Motor Vehicle Expenses - Admin		17,534.00		17,534.00		13,149.00		13,176.43			17,534.00
14612 Travel & Accommodation - Admin		7,500.00		7,500.00		5,625.00		3,517.45			7,500.00
14613 Housing Costs Allocated - Admin		50,301.48		50,301.48		37,719.00		70,837.62	▲		50,300.98
14614 Consultancy Services - Admin		125,000.00		125,000.00		93,744.00		98,693.14			125,000.00
14615 Office Building Maintenance - Admin <b>Jobs</b>											
<b>B14615 Office Building Maintenance - Admin</b>		<b>53,972.18</b>		<b>53,972.18</b>		<b>41,475.00</b>		<b>27,698.61</b>			<b>53,972.18</b>
14616 Archive & Records Storage		5,000.00		5,000.00		3,744.00		1,062.20			5,000.00
14617 Office Equipment Maintenance - Admin		5,000.00		5,000.00		3,744.00		319.10			5,000.00
14618 Office Equipment Purchases Expensed		20,000.00		20,000.00		14,994.00		3,682.43	▼		20,000.00
14619 Computer Maintenance Expense		61,400.00		61,400.00		46,044.00		20,491.17	▼		61,400.00
14620 Computer Software Support & Licenses		93,893.00		93,893.00		93,893.00		91,753.25			93,893.00
14621 Miscellaneous/Other Office Expenses		1,000.00		1,000.00		747.00		1,213.16			1,000.00
14622 Photocopier Finance Expenses		4,784.00		4,784.00		3,582.00		2,175.66			4,784.00
14623 Telecommunications - Admin		10,000.00		10,000.00		7,497.00		13,417.16			10,000.00
14624 Legal Expenses Administration		15,000.00		15,000.00		11,250.00		4,020.93			15,000.00
14625 Postage & Freight		5,500.00		5,500.00		4,122.00		2,100.03			5,500.00
14626 Printing & Stationery - Admin		21,000.00		21,000.00		15,750.00		13,273.65			21,000.00
14627 Advertising - Admin		10,000.00		10,000.00		7,497.00		1,895.86			10,000.00
14628 Provision/Write off Sundry Debtors (previous)		1,500.00		1,500.00		0.00		0.00			1,500.00
14629 Bank Fees and Charges & Interest Expense		5,000.00		5,000.00		3,744.00		8,454.72			5,000.00
14630 Depreciation - Admin		63,537.00		63,537.00		47,646.00		27,794.97	▼		63,537.00
14631 ClickSuper		0.00		0.00		0.00		0.00			0.00
14632 Bank Fees and Charges Overdraft Facilities		0.00		0.00		0.00		0.00			0.00
14633 Luxury Car Tax		0.00		0.00		0.00		0.00			0.00
14634 Paid Parental Leave (Centrelink) - Admin		4,900.00		4,900.00		4,900.00		4,731.34			4,900.00
14638 Loss on Disposal of Assets - Administration		29,000.00		29,000.00		29,000.00		29,246.52			29,246.52
<b>Recovered amounts</b>											
14639 Administration Costs Allocated Across Prog		(1,448,897.00)		(1,448,897.00)		(1,086,669.00)		(990,607.24)			(1,449,142.79)
<b>OPERATING REVENUE</b>											
14640 Income relating to Administration	5,000.00		5,000.00		3,744.00		11,446.72			5,000.00	
14641 Leave Liability from other Shires	0.00		0.00		0.00		0.00			0.00	
14642 Traineeship Incentives	0.00		0.00		0.00		0.00			0.00	
14643 Salary Sacrifice Reimbursements	0.00		0.00		0.00		0.00			0.00	
14644 Paid Parental Leave (Centrelink) Mun	4,900.00		4,900.00		4,900.00		2,962.40			4,900.00	
14672 Grant/Contributions	0.00		0.00		0.00		0.00			0.00	
14674 Profit on Disposal of Assets - Administration	0.00		0.00		0.00		0.00			0.00	
<b>SUB-TOTAL</b>	<b>9,900.00</b>	<b>(0.23)</b>	<b>9,900.00</b>	<b>(0.23)</b>	<b>8,644.00</b>	<b>38,548.00</b>	<b>14,409.12</b>	<b>7,711.08</b>		<b>9,900.00</b>	<b>0.00</b>
<b>CAPITAL EXPENDITURE</b>											
14650 Purchase Plant - Administration		95,000.00		95,000.00		95,000.00		59,310.55	▼		95,000.00
14651 Purchase Furniture & Equipment Administra		0.00		0.00		0.00		0.00			0.00
14652 Leave Reserve Interest ex Muni		0.00		0.00		0.00		0.00			0.00

11.2.3. - Attachment 1

SHIRE OF MORAWA  
 SCHEDULE 14 - OTHER PROPERTY & SERVICES  
 Financial Statement for Period Ended  
 31 March 2020

ADMINISTRATION GL # JOB #	Adopted Budget		Revised Budget		YTD Budget		YTD Actual		Forecast Actual		Comments
	Revenue \$	Expenditure \$	Revenue \$	Expenditure \$	Revenue \$	Expenditure \$	Revenue \$	Expenditure \$	Revenue \$	Expenditure \$	
14653 Purchase Land & Buildings - Admin											
B14653 Admin Office Upgrade		0.00		0.00		0.00		0.00		0.00	
U165 Neff Office Upgrade		0.00		0.00		0.00		0.00		0.00	
14654 Transfer Interest to Leave Reserve ex Muni		3,946.00		3,946.00		2,952.00		1,320.57		3,946.00	
14655 Transfers to Leave Reserve - General		5,000.00		5,000.00		0.00		0.00		5,000.00	
<b>CAPITAL REVENUE</b>											
14670 Proceeds on Asset Disposal - Administrator	77,000.00		77,000.00		77,000.00		49,090.91	▼	49,090.91		
14671 Realisation on Asset Disposal - Administrator	(77,000.00)		(77,000.00)		(77,000.00)		(49,090.91)	▼	(49,090.91)		
14673 Transfer from Reserve - Administration	0.00		0.00		0.00		0.00		0.00		
SUB-TOTAL	0.00	103,946.00	0.00	103,946.00	0.00	97,952.00	0.00	60,631.12		0.00	103,946.00
TOTAL - ADMINISTRATION	9,900.00	103,945.77	9,900.00	103,945.77	8,644.00	136,500.00	14,409.12	68,342.20		9,900.00	103,946.00

11.2.3. - Attachment 1

SHIRE OF MORAWA  
 SCHEDULE 14 - OTHER PROPERTY & SERVICES  
 Financial Statement for Period Ended  
 31 March 2020

SALARIES & WAGES GL # <b>JOB #</b>	Adopted Budget		Revised Budget		YTD Budget		YTD Actual		Forecast Actual		Comments
	Revenue \$	Expenditure \$	Revenue \$	Expenditure \$	Revenue \$	Expenditure \$	Revenue \$	Expenditure \$	Revenue \$	Expenditure \$	
<u>OPERATING EXPENDITURE</u>											
14701 Gross Salaries & Wages		1,972,390.22		1,972,390.22		1,517,220.00		1,319,704.15	▼	1,972,390.22	
14702 Worker's Comp Wages		0.00		0.00		0.00		0.00		0.00	
14715 Less Sal & Wages Alloc to Works		(1,972,390.22)		(1,972,390.22)		(1,517,220.00)		(1,319,704.15)	▼	(1,972,390.22)	
<u>OPERATING REVENUE</u>											
SUB-TOTAL	0.00	0.00	0.00	0.00	0.00	0.00	0.00	0.00		0.00	0.00
<u>CAPITAL EXPENDITURE</u>											
<u>CAPITAL REVENUE</u>											
SUB-TOTAL	0.00	0.00	0.00	0.00	0.00	0.00	0.00	0.00		0.00	0.00
TOTAL - SALARIES & WAGES	0.00	0.00	0.00	0.00	0.00	0.00	0.00	0.00		0.00	0.00

11.2.3. - Attachment 1

SHIRE OF MORAWA  
 SCHEDULE 14 - OTHER PROPERTY & SERVICES  
 Financial Statement for Period Ended  
 31 March 2020

UNCLASSIFIED GL # JOB #	Adopted Budget		Revised Budget		YTD Budget		YTD Actual		Forecast Actual		Bud Review Movement		Comments
	Revenue \$	Expenditure \$	Revenue \$	Expenditure \$	Revenue \$	Expenditure \$	Revenue \$	Expenditure \$	Revenue \$	Expenditure \$	Revenue \$	Expenditure \$	
<u>OPERATING EXPENDITURE</u>													
14800 Administration Allocated - Unclassified		0.00		0.00		0.00		0.00		0.00			
14801 Expenses Relating to Unclassified													
B1480 Chemist Maintenance		0.00		0.00		0.00		0.00		0.00			
14802 Other Expenses - Unclassified		0.00		0.00		0.00		0.00		0.00			
14805 Industrial - Lot 511 White Avenue													
B14805 Industrial - Lot 511 White Avenue		0.00		0.00		0.00		0.00		0.00			
14806 Industrial -Club Road,Morawa (Lots 50, 356,		0.00		0.00		0.00		0.00		0.00			
<u>OPERATING REVENUE</u>													
14830 Income Relating to Unclassified	9,900.00		9,900.00		7,425.00		0.00		9,900.00				
14831 Lot 501 White Ave (WNR Mining Camp)	0.00		0.00		0.00		6,600.00		0.00				
SUB-TOTAL	9,900.00	0.00	9,900.00	0.00	7,425.00	0.00	6,600.00	0.00	9,900.00	0.00	0.00	0.00	
<u>CAPITAL EXPENDITURE</u>													
14840 Purchase of Buildings		0.00		0.00		0.00		0.00		0.00			
14841 Purchase of Land		0.00		0.00		0.00		0.00		0.00			
<u>CAPITAL REVENUE</u>													
SUB-TOTAL	0.00	0.00	0.00	0.00	0.00	0.00	0.00	0.00	0.00	0.00	0.00	0.00	
TOTAL - UNCLASSIFIED	9,900.00	0.00	9,900.00	0.00	7,425.00	0.00		0.00	9,900.00	0.00	0.00	0.00	

11.2.3. - Attachment 1

SHIRE OF MORAWA  
 SCHEDULE 14 - OTHER PROPERTY & SERVICES  
 Financial Statement for Period Ended  
 31 March 2020

STOCK FUELS & OILS GL # JOB #	Adopted Budget		Revised Budget		YTD Budget		YTD Actual		Forecast Actual		Bud Review Movement		Comments
	Revenue \$	Expenditure \$	Revenue \$	Expenditure \$	Revenue \$	Expenditure \$	Revenue \$	Expenditure \$	Revenue \$	Expenditure \$	Revenue \$	Expenditure \$	
<u>OPERATING EXPENDITURE</u>													
14401 Purchase of Stock Materials		188,999.20		188,999.20		141,741.00		91,771.40		188,999.20			
14402 Stock Allocated to Works and Plant		(188,999.20)		(188,999.20)		(141,741.00)		(117,417.90)		(188,999.20)			
<u>OPERATING REVENUE</u>													
14430 Sale of Stock	0.00		0.00		0.00		114.55		0.00				
14432 Diesel Fuel Rebate	40,000.00		40,000.00		20,000.00		23,368.85		40,000.00				
SUB-TOTAL	40,000.00	0.00	40,000.00	0.00	20,000.00	0.00	23,483.40	(25,646.50)	40,000.00	0.00	0.00	0.00	
<u>CAPITAL EXPENDITURE</u>													
<u>CAPITAL REVENUE</u>													
SUB-TOTAL	0.00	0.00	0.00	0.00	0.00	0.00	0.00	0.00	0.00	0.00	0.00	0.00	
TOTAL - STOCK FUELS & OILS	40,000.00	0.00	40,000.00	0.00	20,000.00	0.00	23,483.40	(25,646.50)	40,000.00	0.00	0.00	0.00	



## SHIRE OF MORAWA

### MONTHLY FINANCIAL REPORT (Containing the Statement of Financial Activity) For the Period Ended 31 March 2020

LOCAL GOVERNMENT ACT 1995

LOCAL GOVERNMENT (FINANCIAL MANAGEMENT) REGULATIONS 1996

#### TABLE OF CONTENTS

Monthly Summary Information	3 - 5
Key Terms and Descriptions - Statutory Reporting Programs	6
Statement of Financial Activity by Program	7
Key Terms and Descriptions - Nature or Type Descriptions	8
Statement of Financial Activity by Nature or Type	9
Note 1      Net Current Assets	10
Note 2      Explanation of Material Variances	12
Note 3      Cash and Investments	13
Note 4      Receivables	14
Note 5      Rating Revenue	15
Note 6      Disposal of Assets	16
Note 7      Capital Acquisitions	17
Note 8      Borrowings	20
Note 9      Reserves	21
Note 10     Grants and Contributions	23
Note 11     Bonds & Deposits and Trust Funds	24

**THIS PAGE INTENTIONALLY LEFT BLANK**



**MONTHLY FINANCIAL REPORT  
FOR THE PERIOD ENDED 31 MARCH 2020**
**KEY INFORMATION**
**Items of Significance**

The material variance adopted by the Shire of Morawa for the 2019/20 year is \$10,000 and 10%. The following selected items have been highlighted due to the amount of the variance to the budget or due to the nature of the revenue/expenditure. A full listing and explanation of all items considered of significant/material variance is disclosed in Note 2.

	% Collected / Completed	Amended Annual Budget	Amended YTD Budget	YTD Actual	Variance Under/(Over)
<b>Significant Projects</b>					
Refuse Transfer Station - Canna	0%	5,000	5,000	0	5,000
Purchase Plant & Equipment - Other Community Amenities	98%	115,000	115,000	112,404	2,596
Purchase Plant & Equipment - Road Plant Purchases	73%	705,000	705,000	516,833	188,167
Canna North East Road	0%	140,000	140,000	323	139,677
Burma Road - R2R	88%	150,000	0	131,351	(131,351)
Nanekine Road 18/19	0%	0	0	0	0
Sewerage Upgrade	32%	75,000	75,000	23,902	51,098
Interpretive Signage	0%	25,000	25,000	0	25,000
<b>Grants, Subsidies and Contributions</b>					
Operating Grants, Subsidies and Contributions	72%	1,074,249	810,335	775,991	(34,344)
Non-operating Grants, Subsidies and Contributions	88%	933,776	913,769	818,400	(95,369)
	79%	2,008,025	1,724,104	1,594,391	(129,713)
Rates Levied	98%	1,878,134	1,881,134	1,843,379	(37,755)

% Compares current ytd actuals to annual budget

		Prior Year 31 March 2019	Current Year 31 March 2020
<b>Financial Position</b>			
Adjusted Net Current Assets	111%	\$ 1,507,823	\$ 1,667,191
Cash and Equivalent - Unrestricted	110%	\$ 1,103,590	\$ 1,214,226
Cash and Equivalent - Restricted	98%	\$ 5,736,488	\$ 5,610,973
Receivables - Rates	96%	\$ 630,893	\$ 605,712
Receivables - Other	-18%	\$ 16,793	-\$ 3,026
Payables	50%	\$ 141,199	\$ 70,489

% Compares current ytd actuals to prior year actuals at the same time

Note: The Statements and accompanying notes are prepared based on all transactions recorded at the time of preparation and may vary due to transactions being processed for the reporting period after the date of preparation.

**MONTHLY FINANCIAL REPORT  
FOR THE PERIOD ENDED 31 MARCH 2020**

**INFORMATION**

**PREPARATION TIMING AND REVIEW**

Date prepared: All known transactions up to 31 March 2020

Prepared by: Bob Waddell (Local Government Consultant)

Reviewed by: Bob Waddell (Local Government Consultant)

**BASIS OF PREPARATION**

**REPORT PURPOSE**

This report is prepared to meet the requirements of Local Government (Financial Management) Regulations 1996, Regulation 34 . Note: The Statements and accompanying notes are prepared based on all transactions recorded at the time of preparation and may vary due to transactions being processed for the reporting period after the date of preparation.

**BASIS OF ACCOUNTING**

This statement comprises a special purpose financial report which has been prepared in accordance with Australian Accounting Standards (as they apply to local governments and not-for-profit entities), Australian Accounting Interpretations, other authoritative pronouncements of the Australian Accounting Standards Board, the Local Government Act 1995 and accompanying regulations. Material accounting policies which have been adopted in the preparation of this statement are presented below and have been consistently applied unless stated otherwise. Except for cash flow and rate setting information, the report has also been prepared on the accrual basis and is based on historical costs, modified, where applicable, by the measurement at fair value of selected non-current assets, financial assets and liabilities.

**THE LOCAL GOVERNMENT REPORTING ENTITY**

All Funds through which the Council controls resources to carry on its functions have been included in this statement. In the process of reporting on the local government as a single unit, all transactions and balances between those funds (for example, loans and transfers between Funds) have been eliminated. All monies held in the Trust Fund are excluded from the statement, but a separate statement of those monies appears at Note 12.

**SIGNIFICANT ACCOUNTING POLICES**

**GOODS AND SERVICES TAX**

Revenues, expenses and assets are recognised net of the amount of GST, except where the amount of GST incurred is not recoverable from the Australian Taxation Office (ATO). Receivables and payables are stated inclusive of GST receivable or payable. The net amount of GST recoverable from, or payable to, the ATO is included with receivables or payables in the statement of financial position. Cash flows are presented on a gross basis. The GST components of cash flows arising from investing or financing activities which are recoverable from, or payable to, the ATO are presented as operating cash flows.

**CRITICAL ACCOUNTING ESTIMATES**

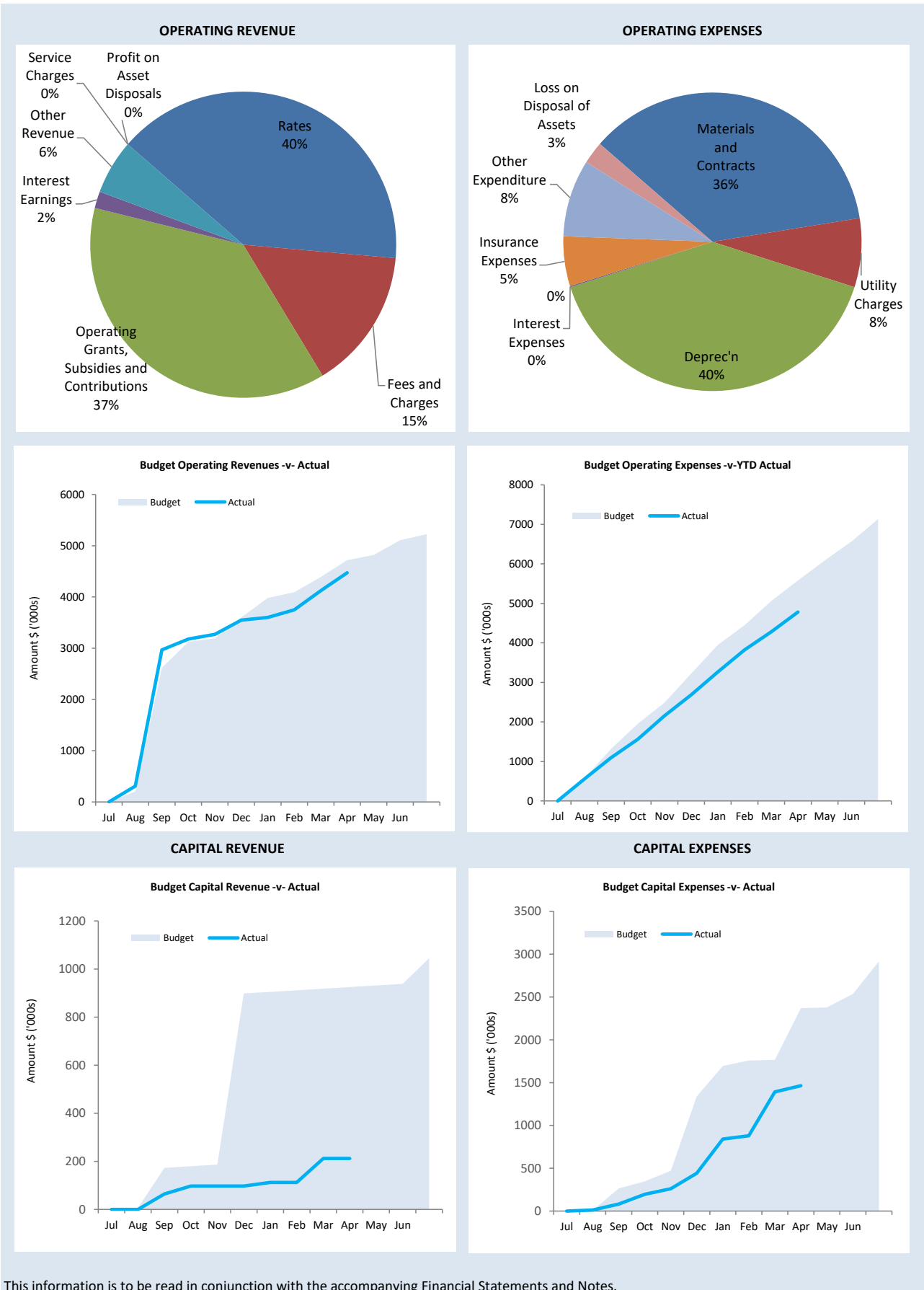
The preparation of a financial report in conformity with Australian Accounting Standards requires management to make judgements, estimates and assumptions that effect the application of policies and reported amounts of assets and liabilities, income and expenses. The estimates and associated assumptions are based on historical experience and various other factors that are believed to be reasonable under the circumstances; the results of which form the basis of making the judgements about carrying values of assets and liabilities that are not readily apparent from other sources. Actual results may differ from these estimates.

**ROUNDING OFF FIGURES**

All figures shown in this statement are rounded to the nearest dollar.

**MONTHLY FINANCIAL REPORT  
FOR THE PERIOD ENDED 31 MARCH 2020**

**SUMMARY GRAPHS**



**KEY TERMS AND DESCRIPTIONS  
FOR THE PERIOD ENDED 31 MARCH 2020**

**STATUTORY REPORTING PROGRAMS**

Shire operations as disclosed in these financial statements encompass the following service orientated activities/programs.

<b>PROGRAM NAME</b>	<b>OBJECTIVE</b>	<b>ACTIVITIES</b>
<b>GOVERNANCE</b>	To manage Council's finances	Includes Members of Council, Civic Functions and Public Relations, Council Elections, Training/Education.
<b>GENERAL PURPOSE FUNDING</b>	To manage Council's finances	Includes Rates, Loans, Investments & Grants.
<b>LAW, ORDER, PUBLIC , SAFETY</b>	To provide, develop & manage services in response to community needs.	Includes Emergency Services & Animal Control.
<b>HEALTH</b>	To provide, develop & manage services in response to community needs.	Includes Environmental Health, Medical & Health facilities.
<b>EDUCATION AND WELFARE</b>	To provide, develop & manage services in response to community needs.	Includes Education, Welfare & Children's Services.
<b>HOUSING</b>	To ensure quality housing and appropriate infrastructure is maintained.	Includes Staff & Other Housing.
<b>COMMUNITY AMENITIES</b>	To provide, develop & manage services in response to community needs.	Includes Refuse Collection, Sewerage, Cemetery, Building Control, Town Planning & Townscape.
<b>RECREATION AND CULTURE</b>	To ensure the recreational & cultural needs of the community are met.	Includes Pools, Halls, Library, Oval, Parks & Gardens & Recreational Facilities.
<b>TRANSPORT</b>	To effectively manage transport infrastructure.	Includes Roads, Footpaths, Private Works, Machine Operating Costs, Outside Wages & Airstrip.
<b>ECONOMIC SERVICES</b>	To foster economic development, tourism & rural services in the district.	Includes Tourism, Rural Services, Economic Development & Caravan Park.
<b>OTHER PROPERTY AND SERVICES</b>	To provide control accounts and reporting facilities for all other operations.	Includes Private Works, Public Works Overheads, Plant Operating Costs, Administration Overheads and Unclassified Items

## 11.2.3. - Attachment 2

STATEMENT OF FINANCIAL ACTIVITY  
FOR THE PERIOD ENDED 31 MARCH 2020

## STATUTORY REPORTING PROGRAMS

Note	Adopted	Amended	Amended YTD	YTD	Var. \$ (b)-(a)	Var. % (b)-(a)/(a)	Var. ▲▼	Significant Var. S
	Annual Budget	Annual Budget (d)	Budget (a)	Actual (b)				
	\$	\$	\$	\$	\$	%		
<b>Opening Funding Surplus(Deficit)</b>	1	1,771,446	1,729,243	1,729,243	1,729,243	0	0%	
<b>Revenue from operating activities</b>								
Governance		0	0	0	2,675	2,675		▲
General Purpose Funding - Rates	5	1,878,134	1,878,134	1,881,134	1,843,379	(37,755)	(2%)	▼
General Purpose Funding - Other		1,003,319	1,003,319	755,998	708,944	(47,054)	(6%)	▼
Law, Order and Public Safety		22,319	22,319	18,134	22,002	3,868	21%	▲
Health		10,350	10,350	5,350	1,482	(3,868)	(72%)	▼
Education and Welfare		2,400	2,400	1,800	8,213	6,413	356%	▲
Housing		92,820	92,820	69,588	61,409	(8,179)	(12%)	▼
Community Amenities		445,977	445,977	439,952	436,014	(3,939)	(1%)	▼
Recreation and Culture		57,316	57,316	36,623	31,871	(4,752)	(13%)	▼
Transport		495,611	495,611	391,486	342,403	(49,083)	(13%)	▼ S
Economic Services		147,775	147,775	112,238	82,971	(29,267)	(26%)	▼ S
Other Property and Services		134,800	134,800	92,319	112,268	19,949	22%	▲ S
		<b>4,290,821</b>	<b>4,290,821</b>	<b>3,804,622</b>	<b>3,653,631</b>			
<b>Expenditure from operating activities</b>								
Governance		(505,366)	(505,366)	(375,646)	(307,398)	68,248	18%	▲ S
General Purpose Funding		(182,246)	(182,246)	(131,607)	(125,555)	6,052	5%	▲
Law, Order and Public Safety		(117,819)	(117,819)	(87,384)	(59,517)	27,867	32%	▲ S
Health		(207,026)	(207,026)	(155,393)	(109,184)	46,209	30%	▲ S
Education and Welfare		(202,983)	(202,983)	(156,411)	(144,501)	11,910	8%	▲
Housing		(248,142)	(248,142)	(201,894)	(182,499)	19,395	10%	▲
Community Amenities		(645,887)	(645,887)	(513,082)	(425,886)	87,196	17%	▲ S
Recreation and Culture		(1,356,789)	(1,356,789)	(1,047,637)	(1,171,655)	(124,018)	(12%)	▼ S
Transport		(2,680,582)	(2,680,582)	(2,062,121)	(1,574,599)	487,522	24%	▲ S
Economic Services		(943,772)	(943,772)	(778,191)	(506,104)	272,087	35%	▲ S
Other Property and Services		(40,469)	(40,469)	(69,839)	(173,175)	(103,336)	(148%)	▼ S
		<b>(7,131,080)</b>	<b>(7,131,080)</b>	<b>(5,579,205)</b>	<b>(4,780,073)</b>			
<b>Operating activities excluded from budget</b>								
Add back Depreciation		1,870,082	1,870,082	1,402,452	1,411,475	9,023	1%	▲
Adjust (Profit)/Loss on Asset Disposal	6	146,000	146,000	146,000	85,184	(60,816)	(42%)	▼ S
Movement in Leave Reserve (Added Back)		0	0	0	1,321	1,321		▲
Movement in Deferred Pensioner Rates/ESL		0	0	0	0	0		
Movement in Employee Benefit Provisions		0	0	0	0	0		
Rounding Adjustments		0	0	0	0	0		
Loss on Asset Revaluation		0	0	0	0	0		
Adjustment in Fixed Assets		0	0	0	0	0		
<b>Amount attributable to operating activities</b>		<b>(824,177)</b>	<b>(824,177)</b>	<b>(226,131)</b>	<b>371,538</b>			
<b>Investing Activities</b>								
Non-operating Grants, Subsidies and Contributions	10	933,776	933,776	913,769	818,400	(95,369)	(10%)	▼ S
Proceeds from Disposal of Assets	6	194,000	194,000	192,744	179,545	(13,199)	(7%)	▼
Land Held for Resale	7	0	0	0	0	0		
Land and Buildings	7	(5,000)	(5,000)	(5,000)	(9,146)	(4,146)	(83%)	▼
Plant and Equipment	7	(948,050)	(948,050)	(948,050)	(688,547)	259,503	27%	▲ S
Furniture and Equipment	7	0	0	0	0	0		
Infrastructure Assets - Roads	7	(1,227,500)	(1,227,500)	(1,077,500)	(605,656)	471,844	44%	▲ S
Infrastructure Assets - Footpaths	7	(40,251)	(40,251)	(40,251)	0	40,251	100%	▲ S
Infrastructure Assets - Parks and Ovals	7	0	0	0	0	0		
Infrastructure Assets - Sewerage	7	(75,000)	(75,000)	(75,000)	(23,902)	51,098	68%	▲ S
Infrastructure Assets - Airfields	7	0	0	0	0	0		
Infrastructure Assets - Dams	7	0	0	0	0	0		
Infrastructure Assets - Playground Equipment	7	(70,000)	(70,000)	(70,000)	(49,504)	20,496	29%	▲ S
Infrastructure Assets - Other	7	(40,000)	(40,000)	(40,000)	0	40,000	100%	▲ S
<b>Amount attributable to investing activities</b>		<b>(1,278,025)</b>	<b>(1,278,025)</b>	<b>(1,149,288)</b>	<b>(378,810)</b>			
<b>Financing Activities</b>								
Proceeds from New Debentures		0	0	0	0	0		
Proceeds from Advances		0	0	0	0	0		
Self-Supporting Loan Principal		0	0	0	0	0		
Transfer from Reserves	9	850,958	850,958	732,208	32,492	(699,716)	(96%)	▼ S
Advances to Community Groups		0	0	0	0	0		
Repayment of Debentures	8	(13,513)	(13,513)	(6,756)	(6,691)	65	1%	▲
Transfer to Reserves	9	(496,908)	(496,908)	(106,842)	(80,581)	26,261	25%	▲ S
<b>Amount attributable to financing activities</b>		<b>340,537</b>	<b>340,537</b>	<b>618,610</b>	<b>(54,780)</b>			
<b>Closing Funding Surplus(Deficit)</b>	1	<b>9,781</b>	<b>(32,421)</b>	<b>972,435</b>	<b>1,667,191</b>			

## KEY INFORMATION

▲▼ Indicates a variance between Year to Date (YTD) Budget and YTD Actual data as per the adopted materiality threshold.

Refer to Note 2 for an explanation of the reasons for the variance.

The material variance adopted by Council for the 2019/20 year is \$10,000 and 10%.

This statement is to be read in conjunction with the accompanying Financial Statements and notes.

**KEY TERMS AND DESCRIPTIONS  
FOR THE PERIOD ENDED 31 MARCH 2020**

**NATURE OR TYPE DESCRIPTIONS**

**REVENUE**

**RATES**

All rates levied under the Local Government Act 1995. Includes general, differential, specific area rates, minimum rates, interim rates, back rates, ex-gratia rates, less discounts offered. Exclude administration fees, interest on instalments, interest on arrears and service charges.

**OPERATING GRANTS, SUBSIDIES AND CONTRIBUTIONS**

Refer to all amounts received as grants, subsidies and contributions that are not non-operating grants.

**NON-OPERATING GRANTS, SUBSIDIES AND CONTRIBUTIONS**

Amounts received specifically for the acquisition, construction of new or the upgrading of non-current assets paid to a local government, irrespective of whether these amounts are received as capital grants, subsidies, contributions or donations.

**PROFIT ON ASSET DISPOSAL**

Profit on the disposal of assets including gains on the disposal of long term investments. Losses are disclosed under the expenditure classifications.

**FEES AND CHARGES**

Revenues (other than service charges) from the use of facilities and charges made for local government services, sewerage rates, rentals, hire charges, fee for service, photocopying charges, licences, sale of goods or information, fines, penalties and administration fees. Local governments may wish to disclose more detail such as rubbish collection fees, rental of property, fines and penalties, other fees and charges.

**SERVICE CHARGES**

Service charges imposed under Division 6 of Part 6 of the Local Government Act 1995. Regulation 54 of the Local Government (Financial Management) Regulations 1996 identifies these as television and radio broadcasting, underground electricity and neighbourhood surveillance services. Exclude rubbish removal charges. Interest and other items of a similar nature received from bank and investment accounts, interest on rate instalments, interest on rate arrears and interest on debtors.

**INTEREST EARNINGS**

Interest and other items of a similar nature received from bank and investment accounts, interest on rate instalments, interest on rate arrears and interest on debtors.

**OTHER REVENUE / INCOME**

Other revenue, which can not be classified under the above headings, includes dividends, discounts, rebates etc.

**EXPENSES**

**EMPLOYEE COSTS**

All costs associate with the employment of person such as salaries, wages, allowances, benefits such as vehicle and housing, superannuation, employment expenses, removal expenses, relocation expenses, worker's compensation insurance, training costs, conferences, safety expenses, medical examinations, fringe benefit tax, etc.

**MATERIALS AND CONTRACTS**

All expenditures on materials, supplies and contracts not classified under other headings. These include supply of goods and materials, legal expenses, consultancy, maintenance agreements, communication expenses, advertising expenses, membership, periodicals, publications, hire expenses, rental, leases, postage and freight etc. Local governments may wish to disclose more detail such as contract services, consultancy, information technology, rental or lease expenditures.

**UTILITIES (GAS, ELECTRICITY, WATER, ETC.)**

Expenditures made to the respective agencies for the provision of power, gas or water. Exclude expenditures incurred for the reinstatement of roadwork on behalf of these agencies.

**INSURANCE**

All insurance other than worker's compensation and health benefit insurance included as a cost of employment.

**LOSS ON ASSET DISPOSAL**

Loss on the disposal of fixed assets.

**DEPRECIATION ON NON-CURRENT ASSETS**

Depreciation expense raised on all classes of assets.

**INTEREST EXPENSES**

Interest and other costs of finance paid, including costs of finance for loan debentures, overdraft accommodation and refinancing expenses.

**OTHER EXPENDITURE**

Statutory fees, taxes, provision for bad debts, member's fees or State taxes. Donations and subsidies made to community groups.

## 11.2.3. - Attachment 2

STATEMENT OF FINANCIAL ACTIVITY  
FOR THE PERIOD ENDED 31 MARCH 2020

## BY NATURE OR TYPE

	Note	Adopted Annual Budget	Amended Annual Budget	Amended YTD Budget (a)	YTD Actual (b)	Var. \$ (b)-(a)	Var. % (b)-(a)/(a)	Var. ▲▼	Significant Var. \$
		\$	\$	\$	\$	\$	%		
<b>Opening Funding Surplus (Deficit)</b>	1	1,771,446	1,729,243	1,729,243	<b>1,729,243</b>	0	0%		
<b>Revenue from operating activities</b>									
Rates	5	1,878,134	1,878,134	1,881,134	<b>1,843,379</b>	(37,755)	(2%)	▼	
Operating Grants, Subsidies and Contributions	10	1,074,249	1,074,249	810,335	<b>775,991</b>	(34,344)	(4%)	▼	
Fees and Charges		814,488	814,488	726,840	<b>687,594</b>	(39,247)	(5%)	▼	
Service Charges		0	0	0	<b>0</b>	0			
Interest Earnings		139,000	139,000	107,892	<b>81,038</b>	(26,854)	(25%)	▼	\$
Other Revenue		384,950	384,950	278,421	<b>265,629</b>	(12,792)	(5%)	▼	
Profit on Disposal of Assets	6	0	0	0	<b>0</b>	0			
		<b>4,290,821</b>	<b>4,290,821</b>	<b>3,804,622</b>	<b>3,653,631</b>				
<b>Expenditure from operating activities</b>									
Employee Costs		(1,893,943)	(1,893,943)	(1,462,874)	<b>(1,265,916)</b>	196,958	13%	▲	\$
Materials and Contracts		(2,510,449)	(2,208,949)	(1,770,145)	<b>(1,267,759)</b>	502,386	28%	▲	\$
Utility Charges		(356,338)	(356,338)	(288,263)	<b>(261,840)</b>	26,423	9%	▲	
Depreciation on Non-Current Assets		(1,870,082)	(1,870,082)	(1,402,452)	<b>(1,411,475)</b>	(9,023)	(1%)	▼	
Interest Expenses		(11,919)	(11,919)	(5,959)	<b>(4,397)</b>	1,562	26%	▲	
Insurance Expenses		(191,691)	(191,691)	(161,558)	<b>(189,142)</b>	(27,584)	(17%)	▼	\$
Other Expenditure		(150,658)	(152,158)	(341,954)	<b>(294,361)</b>	47,593	14%	▲	\$
Loss on Disposal of Assets	6	(146,000)	(146,000)	(146,000)	<b>(85,184)</b>	60,816	42%	▲	\$
Loss FV Valuation of Assets		0	0	0	<b>0</b>	0			
		<b>(7,131,080)</b>	<b>(7,131,080)</b>	<b>(5,579,205)</b>	<b>(4,780,073)</b>				
<b>Operating activities excluded from budget</b>									
Add back Depreciation		1,870,082	1,870,082	1,402,452	<b>1,411,475</b>	9,023	1%	▲	
Adjust (Profit)/Loss on Asset Disposal	6	146,000	146,000	146,000	<b>85,184</b>	(60,816)	(42%)	▼	\$
Movement in Leave Reserve (Added Back)		0	0	0	<b>1,321</b>	1,321		▲	
Movement in Deferred Pensioner Rates/ESL		0	0	0	<b>0</b>	0			
Movement in Employee Benefit Provisions		0	0	0	<b>0</b>	0			
Rounding Adjustments		0	0	0	<b>0</b>	0			
Loss on Asset Revaluation		0	0	0	<b>0</b>	0			
Adjustment in Fixed Assets		0	0	0	<b>0</b>	0			
<b>Amount attributable to operating activities</b>		<b>(824,177)</b>	<b>(824,177)</b>	<b>(226,131)</b>	<b>371,537</b>				
<b>Investing activities</b>									
Non-Operating Grants, Subsidies and Contributions	10	933,776	933,776	913,769	<b>818,400</b>	(95,369)	(10%)	▼	\$
Proceeds from Disposal of Assets	6	194,000	194,000	192,744	<b>179,545</b>	(13,199)	(7%)	▼	
Land Held for Resale	7	0	0	0	<b>0</b>	0			
Land and Buildings	7	(5,000)	(5,000)	(5,000)	<b>(9,146)</b>	(4,146)	(83%)	▼	
Plant and Equipment	7	(948,050)	(948,050)	(948,050)	<b>(688,547)</b>	259,503	27%	▲	\$
Furniture and Equipment	7	0	0	0	<b>0</b>	0			
Infrastructure Assets - Roads	7	(1,227,500)	(1,227,500)	(1,077,500)	<b>(605,656)</b>	471,844	44%	▲	\$
Infrastructure Assets - Footpaths	7	(40,251)	(40,251)	(40,251)	<b>0</b>	40,251	100%	▲	\$
Infrastructure Assets - Parks and Ovals	7	0	0	0	<b>0</b>	0			
Infrastructure Assets - Sewerage	7	(75,000)	(75,000)	(75,000)	<b>(23,902)</b>	51,098	68%	▲	\$
Infrastructure Assets - Airfields	7	0	0	0	<b>0</b>	0			
Infrastructure Assets - Dams	7	0	0	0	<b>0</b>	0			
Infrastructure Assets - Playground Equipment	7	(70,000)	(70,000)	(70,000)	<b>(49,504)</b>	20,496	29%	▲	\$
Infrastructure Assets - Other	7	(40,000)	(40,000)	(40,000)	<b>0</b>	40,000	100%	▲	\$
<b>Amount attributable to investing activities</b>		<b>(1,278,025)</b>	<b>(1,278,025)</b>	<b>(1,149,288)</b>	<b>(378,810)</b>				
<b>Financing Activities</b>									
Proceeds from New Debentures		0	0	0	<b>0</b>	0			
Proceeds from Advances		0	0	0	<b>0</b>	0			
Self-Supporting Loan Principal		0	0	0	<b>0</b>	0			
Transfer from Reserves	9	850,958	850,958	732,208	<b>32,492</b>	(699,716)	(96%)	▼	\$
Advances to Community Groups		0	0	0	<b>0</b>	0			
Repayment of Debentures	8	(13,513)	(13,513)	(6,756)	<b>(6,691)</b>	65	1%	▲	
Transfer to Reserves	9	(496,908)	(496,908)	(106,842)	<b>(80,581)</b>	26,261	25%	▲	\$
<b>Amount attributable to financing activities</b>		<b>340,537</b>	<b>340,537</b>	<b>618,610</b>	<b>(54,780)</b>				
<b>Closing Funding Surplus (Deficit)</b>	1	<b>9,781</b>	<b>(32,421)</b>	<b>972,435</b>	<b>1,667,191</b>				

▲ ▼ Indicates a variance between Year to Date (YTD) Budget and YTD Actual data as per the adopted materiality threshold.

Refer to Note 2 for an explanation of the reasons for the variance.

The material variance adopted by Council for the 2019/20 year is \$10,000 and 10%.

This statement is to be read in conjunction with the accompanying Financial Statements and notes.

**NOTES TO THE STATEMENT OF FINANCIAL ACTIVITY  
FOR THE PERIOD ENDED 31 MARCH 2020**

**NOTE 1(a)  
NET CURRENT ASSETS**

**SIGNIFICANT ACCOUNTING POLICIES**

**CURRENT AND NON-CURRENT CLASSIFICATION**

In the determination of whether an asset or liability is current or non-current, consideration is given to the time when each asset or liability is expected to be settled. The asset or liability is classified as current if it is expected to be settled within the next 12 months, being the Council's operational cycle. In the case of liabilities where Council does not have the unconditional right to defer settlement beyond 12 months, such as vested long service leave, the liability is classified as current even if not expected to be settled within the next 12 months. Inventories held for trading are classified as current even if not expected to be realised in the next 12 months except for land held for resale where it is held as non current based on Council's intentions to release for sale.

**EMPLOYEE BENEFITS**

The provisions for employee benefits relates to amounts expected to be paid for long service leave, annual leave, wages and salaries and are calculated as follows:

(i) Wages, Salaries, Annual Leave and Long Service Leave  
*(Short-term Benefits)*

The provision for employees' benefits to wages, salaries, annual leave and long service leave expected to be settled within 12 months represents the amount the City has a present obligation to pay resulting from employees services provided to balance date. The provision has been calculated at nominal amounts based on remuneration rates the City expects to pay and includes related on-costs.

(ii) *Annual Leave and Long Service Leave (Long-term Benefits)*

The liability for long service leave is recognised in the provision for employee benefits and measured as the present value of expected future payments to be made in respect of services provided by employees up to the reporting date using the project unit credit method. Consideration is given to expected future wage and salary levels, experience of employee departures and periods of service. Expected future payments are discounted using market yields at the reporting date on national government bonds with terms to maturity and currency that match as closely as possible, the estimated future cash outflows. Where the City does not have the unconditional right to defer settlement beyond 12 months, the liability is recognised as a current liability.

**PROVISIONS**

Provisions are recognised when: The council has a present legal or constructive obligation as a result of past events; it is more likely than not that an outflow of resources will be required to settle the obligation; and the amount has been reliably estimated. Provisions are not recognised for future operating losses. Where there are a number of similar obligations, the likelihood that an outflow will be required in settlement is determined by considering the class of obligations as a whole. A provision is recognised even if the likelihood of an outflow with respect to any one of item included in the same class of obligations may be small.

**INVENTORIES**

Inventories are measured at the lower of cost and net realisable value. Net realisable value is the estimated selling price in the ordinary course of business less the estimated costs of completion and the estimated costs necessary to make the sale.



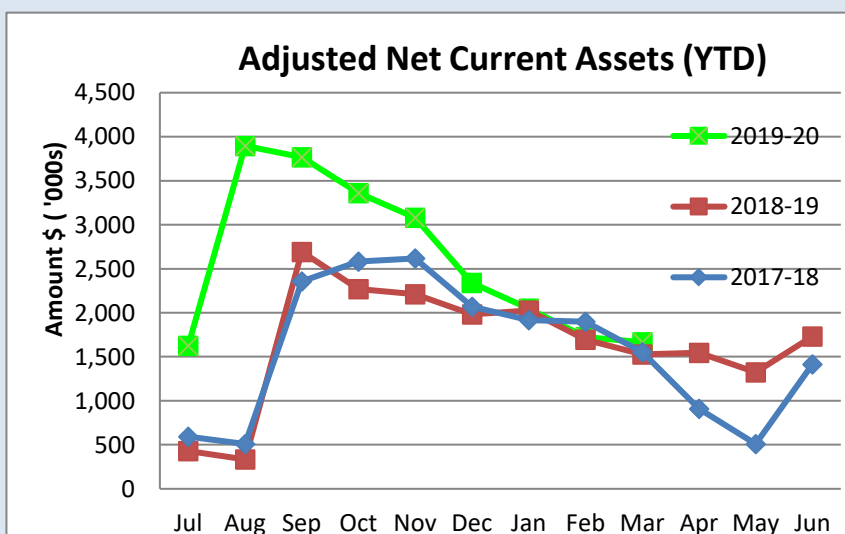
Adjusted Net Current Assets	Note	Last Years Closing 30/06/2019	This Time Last Year 31/03/2019	Year to Date Actual 31/03/2020
		\$	\$	\$
<b>Current Assets</b>				
Cash Unrestricted	3	1,545,390	1,103,590	1,214,226
Cash Restricted - Reserves and Bonds/Deposits	3	5,561,381	5,736,488	5,610,973
Receivables - Rates	4	589,363	630,893	605,712
Receivables - Other	4	67,415	16,793	-3,026
Inventories		10,168	14,846	10,168
		7,773,717	7,502,610	7,438,052
<b>Less: Current Liabilities</b>				
Payables		(390,871)	(141,199)	(70,489)
Loan Liability		(25,432)	(25,092)	(18,742)
Provisions		(331,893)	(328,849)	(331,893)
		(748,196)	(495,140)	(421,124)
Less: Cash Reserves	9	(5,540,310)	(5,736,488)	(5,588,400)
Add Back: Component of Leave Liability not Required to be funded		218,600	211,749	219,921
Add Back: Current Loan Liability		25,432	25,092	18,742
Adjustment for Trust Transactions Within Muni		0	0	0
<b>Net Current Funding Position</b>		<b>1,729,243</b>	<b>1,507,823</b>	<b>1,667,191</b>

**SIGNIFICANT ACCOUNTING POLICIES**

Please see Note 1(a) for information on significant accounting policies relating to Net Current Assets.

**KEY INFORMATION**

The amount of the adjusted net current assets at the end of the period represents the actual surplus (or deficit if the figure is a negative) as presented on the Rate Setting Statement.



<b>This Year YTD</b>
<b>Surplus(Deficit)</b>
<b>\$1.67 M</b>
<b>Last Year YTD</b>
<b>Surplus(Deficit)</b>
<b>\$1.51 M</b>

**NOTES TO THE STATEMENT OF FINANCIAL ACTIVITY  
FOR THE PERIOD ENDED 31 MARCH 2020**

**NOTE 2  
EXPLANATION OF SIGNIFICANT VARIANCES**

The material variance thresholds are adopted annually by Council as an indicator of whether the actual expenditure or revenue varies from the year to date budget materially.

The material variance adopted by Council for the 2019/20 year is \$10,000 and 10%.

Reporting Program	Var. \$	Var. %	Var. ▲▼	Significant Var. S	Timing/ Permanent	Explanation of Variance
<b>Revenue from operating activities</b>						
	\$	%				
Transport	(49,083)	(13%)	▼	S	Timing	Licencing receipts less than budgeted
Economic Services	(29,267)	(26%)	▼	S	Permanent	Caravan Park takings less than budgeted
Other Property and Services	19,949	22%	▲	S	Permanent	Private works YTD higher than expected and Diesel Fuel Rebate is higher than expected (Timing).
<b>Expenditure from operating activities</b>						
Governance	68,248	18%	▲	S	Timing	WALGA Week lower than budgeted, Members Subscriptions, Donaton and Training less than budgeted, Public Relations, Planning and Update of Council's Website are less than budgeted. Audit Fees is higher than budgeted
Law, Order and Public Safety	27,867	32%	▲	S	Timing	Timing of ranger services, depreciation on fire truck is less than budgeted following the fair value valuation of assets for 2018/19
Health	46,209	30%	▲	S	Timing	Timing of EHO visits
Community Amenities	87,196	17%	▲	S	Timing	Tip maintenance under budget, timing of sewerage upgrade/repairs
Recreation and Culture	(124,018)	(12%)	▼	S	Timing	Town street, gardens and verges expenses YTD higher than budgeted
Transport	487,522	24%	▲	S	Timing	Expenditure lower than predicted, grader operator just recruited and contract maintenance grader engaged
Economic Services	272,087	35%	▲	S	Timing	Timing of expenditure on next phase of Trails Project
Other Property and Services	(103,336)	(148%)	▼	S	Timing	Plant Operating Cost Recoveries need to be reviewed to ensure correct recovery. Consultancy services and OSH Programme & Training higher than budgeted

**NOTES TO THE STATEMENT OF FINANCIAL ACTIVITY  
FOR THE PERIOD ENDED 31 MARCH 2020**

**NOTE 2  
EXPLANATION OF SIGNIFICANT VARIANCES**

The material variance thresholds are adopted annually by Council as an indicator of whether the actual expenditure or revenue varies from the year to date budget materially.

The material variance adopted by Council for the 2019/20 year is \$10,000 and 10%.

Reporting Program	Var. \$	Var. %	Var. ▲▼	Significant Var. S	Timing/ Permanent	Explanation of Variance
<b>Investing Activities</b>						
Non-operating Grants, Subsidies and Contributions	(95,369)	(10%)	▼	S	Permanent	Main Roads payment of final RRG from 18/19 received for Nanekine Road
Plant and Equipment	259,503	27%	▲	S	Timing	Expenditure on plant happening later than budgeted. Roller has been ordered but not received/paid for yet
Infrastructure Assets - Roads	471,844	44%	▲	S	Timing	Timing of capital works
Infrastructure Assets - Footpaths	40,251	100%	▲	S	Timing	Timing of expenditure
Infrastructure Assets - Sewerage	51,098	68%	▲	S	Timing	Timing of expenditure
Infrastructure Assets - Playground Equipment	20,496	29%	▲	S	Timing	Timing of expenditure
Infrastructure Assets - Other	40,000	100%	▲	S	Timing	Timing of expenditure
<b>Financing Activities</b>						
Transfer from Reserves	(699,716)	(96%)	▼	S	Timing	Transfers from reserves not required yet
Transfer to Reserves	26,261	25%	▲	S	Timing	Transfers not completed yet
Reporting Nature or Type	Var. \$	Var. %	Var. ▲▼	Var. S	Timing/ Permanent	Explanation of Variance
<b>Revenue from operating activities</b>						
Interest Earnings	\$ (26,854)	% (25%)	▼	S	Timing	Timing of term deposit interest
<b>Expenditure from operating activities</b>						
Materials and Contracts	502,386	28%	▲	S	Timing	Expenditure YTD less than budgeted
Insurance Expenses	(27,584)	(17%)	▼	S	Timing	Insurance expenses variance is related to phasing of the budget
Loss on Disposal of Assets	60,816	42%	▲	S	Timing	Plant replacement not complete and proceeds from grader disposal is higher than budgeted

NOTES TO THE STATEMENT OF FINANCIAL ACTIVITY  
FOR THE PERIOD ENDED 31 MARCH 2020

OPERATING ACTIVITIES  
NOTE 3  
CASH AND INVESTMENTS

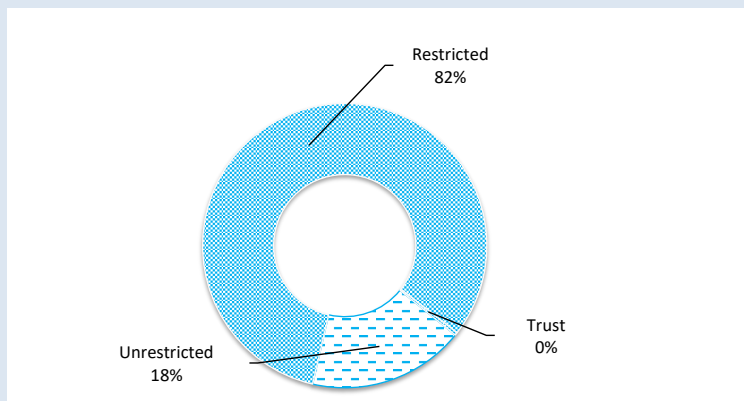
	Unrestricted	Restricted Reserves	Trust & Bond Deposits	Total Amount	Institution	Interest Rate	Maturity Date
	\$	\$	\$	\$			
<b>Cash on Hand</b>							
Cash On Hand	650			650	N/A	Nil	On Hand
<b>At Call Deposits</b>							
Municipal Cash at Bank	90,955			90,955	CBA	0.25%	At Call
Muni Business Telenet Saver	1,122,622			1,122,622	CBA	0.25%	At Call
CAB - Aged Care Units Reserv Units 6-9		9,481		9,481	CBA	0.25%	At Call
CAB - Morawa Future Funds Interest Reserve		274,292		274,292	CBA	0.25%	At Call
CAB - Leave Reserve Account		219,921		219,921	CBA	0.25%	At Call
CAB - Swimming Pool Reserve		40,658		40,658	CBA	0.25%	At Call
CAB - Plant Reserve		838,654		838,654	CBA	0.25%	At Call
CAB - Building Reserve		94,160		94,160	CBA	0.25%	At Call
CAB - Economic Development Reserve		113,494		113,494	CBA	0.25%	At Call
CAB - Sewerage Reserve		247,527		247,527	CBA	0.25%	At Call
CAB - Community Development Reserve		753,300		753,300	CBA	0.25%	At Call
CAB - Future Funds Reserve		470,785		470,785	CBA	0.25%	At Call
CAB - Business Units Reserve		125,758		125,758	CBA	0.25%	At Call
CAB - Legal Reserve		26,084		26,084	CBA	0.25%	At Call
CAB - Road Reserve		147,074		147,074	CBA	0.25%	At Call
CAB - Aged Care ex MCC Unit 1-4		70,566		70,566	CBA	0.25%	At Call
CAB - Aged Care Unit 5		56,647		56,647	CBA	0.25%	At Call
Trust Cash at Bank			22,573	22,573	CBA	0.00%	At Call
<b>Term Deposits</b>							
Municipal Investment Account/s	0			0	CBA		
TD: ... 4039 (Future Funds 1)		800,000		800,000	CBA	0.25%	1/04/2020
TD: ... 4047 (Future Funds 2)		800,000		800,000	CBA	0.25%	1/04/2020
TD: ... 4063 (Community Development Fund)		500,000		500,000	CBA	0.25%	1/04/2020
<b>Total</b>	<b>1,214,226</b>	<b>5,588,400</b>	<b>22,573</b>	<b>6,825,199</b>			

**SIGNIFICANT ACCOUNTING POLICIES**

Cash and cash equivalents include cash on hand, cash at bank, deposits available on demand with banks and other short term highly liquid investments that are readily convertible to known amounts of cash and which are subject to an insignificant risk of changes in value and bank overdrafts. Bank overdrafts are reported as short term borrowings in current liabilities in the statement of financial position.

**KEY INFORMATION**

Cash and cash equivalents include cash on hand, cash at bank, deposits available on demand with banks and other short term highly liquid investments that are readily convertible to known amounts of cash and which are subject to an insignificant risk of changes in value and bank overdrafts. Bank overdrafts are reported as short term borrowings in current liabilities in the statement of financial position.



Total Cash	Unrestricted
<b>\$6.83 M</b>	<b>\$5.59 M</b>

NOTES TO THE STATEMENT OF FINANCIAL ACTIVITY  
FOR THE PERIOD ENDED 31 MARCH 2020

OPERATING ACTIVITIES  
NOTE 4  
RECEIVABLES

Receivables - Rates & Rubbish	30 June 2019	31 Mar 20
	\$	\$
Opening Arrears Previous Years	581,497	618,323
Levied this year	2,288,726	2,349,758
Less Collections to date	(2,251,900)	(2,333,409)
Equals Current Outstanding	<b>618,323</b>	<b>634,673</b>
<b>Net Rates Collectable</b>	<b>618,323</b>	<b>634,673</b>
% Collected	78.46%	78.62%

Receivables - General	Current	30 Days	60 Days	90+ Days	Total
	\$	\$	\$	\$	\$
Receivables - General	9,752	3,266	1,338	1,153	15,508
Percentage	63%	21%	9%	7%	
<b>Balance per Trial Balance</b>					
Sundry Debtors					15,508
Receivables - Other					(18,535)
<b>Total Receivables General Outstanding</b>					<b>(3,026)</b>

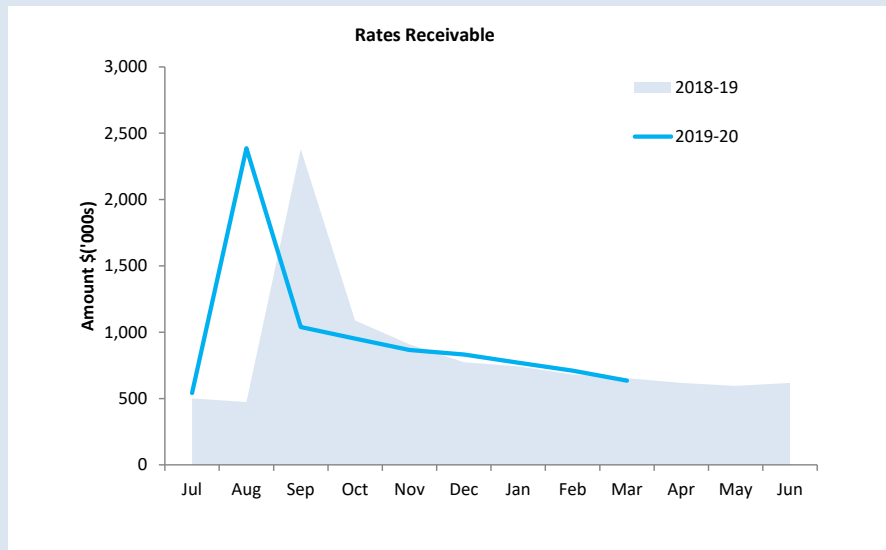
Amounts shown above include GST (where applicable)

KEY INFORMATION

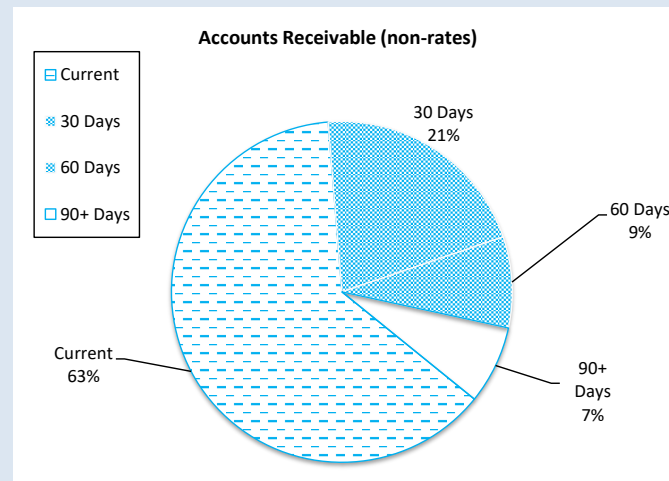
Trade and other receivables include amounts due from ratepayers for unpaid rates and service charges and other amounts due from third parties for goods sold and services performed in the ordinary course of business.

SIGNIFICANT ACCOUNTING POLICIES

Trade and other receivables include amounts due from ratepayers for unpaid rates and service charges and other amounts due from third parties for goods sold and services performed in the ordinary course of business. Receivables expected to be collected within 12 months of the end of the reporting period are classified as current assets. All other receivables are classified as non-current assets. Collectability of trade and other receivables is reviewed on an ongoing basis. Debts that are known to be uncollectible are written off when identified. An allowance for doubtful debts is raised when there is objective evidence that they will not be collectible.



Collected	Rates Due
<b>79%</b>	<b>\$634,673</b>



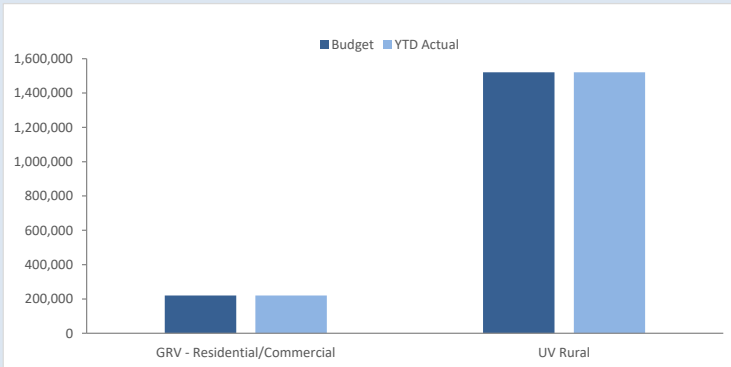
<b>Debtors Due</b>
<b>-\$3,026</b>
<b>Over 30 Days</b>
<b>37%</b>
<b>Over 90 Days</b>
<b>7%</b>

RATE TYPE	Rate in \$	Number of Properties	Rateable Value	Amended Budget			YTD Actual				
				Rate Revenue \$	Interim Rate \$	Back Rate \$	Rate Revenue \$	Interim Rates \$	Back Rates \$	Total Revenue \$	
<b>General Rate</b>											
GRV - Residential/Commercial	7.8919	267	2,790,744	220,243	0	0	220,243	220,243	179	0	220,422
UV Rural	2.2815	205	66,657,000	1,520,779	0	0	1,520,779	1,520,779	0	0	1,520,779
UV Mining	30.1974	18	519,775	148,410	0	0	148,410	156,959	4,320	0	161,278
<b>Sub-Totals</b>		<b>490</b>	<b>69,967,519</b>	<b>1,889,432</b>	<b>0</b>	<b>0</b>	<b>1,889,432</b>	<b>1,897,981</b>	<b>4,499</b>	<b>0</b>	<b>1,902,480</b>
<b>Minimum Payment</b>											
GRV - Residential/Commercial	303.00	44	27,053	13,332	0	0	13,332	13,332	0	0	13,332
UV Rural	303.00	8	76,100	2,424	0	0	2,424	2,424	0	0	2,424
UV Mining	683.00	8	7,595	4,781	0	0	4,781	5,464	0	0	5,464
<b>Sub-Totals</b>		<b>60</b>	<b>110,748</b>	<b>20,537</b>	<b>0</b>	<b>0</b>	<b>20,537</b>	<b>21,220</b>	<b>0</b>	<b>0</b>	<b>21,220</b>
		<b>550</b>	<b>70,078,267</b>	<b>1,909,969</b>	<b>0</b>	<b>0</b>	<b>1,909,969</b>	<b>1,919,201</b>	<b>4,499</b>	<b>0</b>	<b>1,923,700</b>
Discounts							(35,000)				(36,134)
<b>Amount from General Rates</b>							<b>1,874,969</b>				<b>1,887,565</b>
Ex-Gratia Rates							6,165				6,165
Movement in Excess Rates							0				(49,465)
Rates Written Off							(3,000)				(886)
Specified Area Rates							0				0
<b>Totals</b>							<b>1,878,134</b>	<b>0</b>	<b>0</b>	<b>0</b>	<b>1,843,379</b>

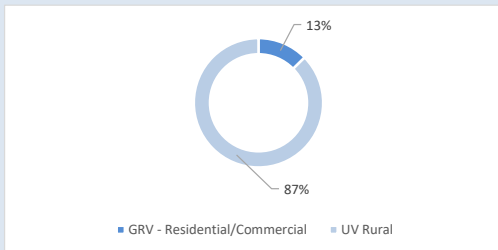
**SIGNIFICANT ACCOUNTING POLICIES**

Rates, grants, donations and other contributions are recognised as revenues when the local government obtains control over the assets comprising the contributions. Control over assets acquired from rates is obtained at the commencement of the rating period or, where earlier, upon receipt of the rates.

**KEY INFORMATION**



General Rates		
Budget	YTD Actual	%
<b>\$1.87 M</b>	<b>\$1.89 M</b>	<b>101%</b>

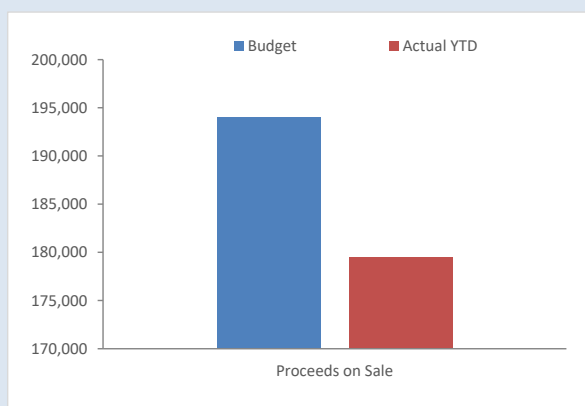


NOTES TO THE STATEMENT OF FINANCIAL ACTIVITY  
FOR THE PERIOD ENDED 31 MARCH 2020

OPERATING ACTIVITIES  
NOTE 6  
DISPOSAL OF ASSETS

Asset Number	Asset Description	Amended Budget				YTD Actual			
		Net Book Value	Proceeds	Profit	(Loss)	Net Book Value	Proceeds	Profit	(Loss)
		\$	\$	\$	\$	\$	\$	\$	\$
<b>Plant and Equipment</b>									
563	Toyota RAV 4 4WD 5DR Wagon (Doctr	20,000	18,000	0	(2,000)	19,896	10,909	0	(8,987)
470	P&E - 1996 Toyota Coaster Communit	13,000	5,000	0	(8,000)	12,582	4,545	0	(8,037)
331	P&E - CAT 12M MOTOR GRADER (200:	145,000	60,000	0	(85,000)	133,219	100,000	0	(33,219)
256	P&E - Ford P x Ranger Crewcab 4x4 - V	23,000	16,000	0	(7,000)	20,695	15,000	0	(5,695)
574	P&E - Nissan Navara RX (4x4) Man Do	33,000	18,000	0	(15,000)	0	0	0	0
564	P&E - 2016 Toyota RAV4 AWD PET 5D	27,000	18,000	0	(9,000)	0	0	0	0
605	P&E - Kluger AWD V6 Wagon	55,000	39,000	0	(16,000)	54,678	35,455	0	(19,224)
586	P&E - Honda CR-V Vti Auto Wagon 20:	24,000	20,000	0	(4,000)	23,659	13,636	0	(10,023)
		0	0	0	0	0	0	0	0
		<b>340,000</b>	<b>194,000</b>	<b>0</b>	<b>(146,000)</b>	<b>264,729</b>	<b>179,545</b>	<b>0</b>	<b>(85,184)</b>

KEY INFORMATION



Proceeds on Sale		
Budget	YTD Actual	%
<b>\$194,000</b>	<b>\$179,545</b>	<b>93%</b>

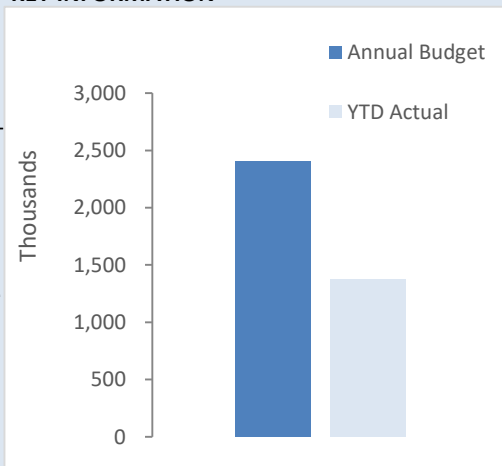
**NOTES TO THE STATEMENT OF FINANCIAL ACTIVITY**  
**FOR THE PERIOD ENDED 31 MARCH 2020**

**INVESTING ACTIVITIES**  
**NOTE 7**  
**CAPITAL ACQUISITIONS**

Capital Acquisitions	Adopted	Amended		YTD Actual Total	YTD Budget Variance
	Annual Budget	YTD Budget	Annual Budget		
	\$	\$	\$	\$	\$
Land Held for Resale	0	0	0	0	0
Land and Buildings	5,000	5,000	5,000	9,146	4,146
Plant and Equipment	948,050	948,050	948,050	688,547	(259,503)
Furniture and Equipment	0	0	0	0	0
Infrastructure Assets - Roads	1,227,500	1,077,500	1,227,500	605,656	(471,844)
Infrastructure Assets - Footpaths	40,251	40,251	40,251	0	(40,251)
Infrastructure Assets - Parks and Ovals	0	0	0	0	0
Infrastructure Assets - Sewerage	75,000	75,000	75,000	23,902	(51,098)
Infrastructure Assets - Airfields	0	0	0	0	0
Infrastructure Assets - Dams	0	0	0	0	0
Infrastructure Assets - Playground Equipment	70,000	70,000	70,000	49,504	(20,496)
Infrastructure Assets - Other	40,000	40,000	40,000	0	(40,000)
<b>Capital Expenditure Totals</b>	<b>2,405,801</b>	<b>2,255,801</b>	<b>2,405,801</b>	<b>1,376,756</b>	<b>(879,045)</b>
<b>Capital acquisitions funded by:</b>					
	\$	\$	\$	\$	\$
Capital Grants and Contributions	933,776	913,769	933,776	818,400	(95,369)
Borrowings	0	0	0	0	0
Other (Disposals & C/Fwd)	194,000	192,744	194,000	179,545	(13,199)
Council contribution - Cash Backed Reserves					
Various Reserves		732,208	819,050	0	(732,208)
Council contribution - operations		417,080	458,975	378,810	(38,270)
<b>Capital Funding Total</b>		<b>2,255,801</b>	<b>2,405,801</b>	<b>1,376,756</b>	<b>(879,045)</b>


**SIGNIFICANT ACCOUNTING POLICIES**

All assets are initially recognised at cost. Cost is determined as the fair value of the assets given as consideration plus costs incidental to the acquisition. For assets acquired at no cost or for nominal consideration, cost is determined as fair value at the date of acquisition. The cost of non-current assets constructed by the local government includes the cost of all materials used in the construction, direct labour on the project and an appropriate proportion of variable and fixed overhead. Certain asset classes may be revalued on a regular basis such that the carrying values are not materially different from fair value. Assets carried at fair value are to be revalued with sufficient regularity to ensure the carrying amount does not differ materially from that determined using fair value at reporting date.

**KEY INFORMATION**

Acquisitions	Annual Budget	YTD Actual	% Spent
	<b>\$2.41 M</b>	<b>\$1.38 M</b>	<b>57%</b>
Capital Grant	Annual Budget	YTD Actual	% Received
	<b>\$.93 M</b>	<b>\$.82 M</b>	<b>88%</b>





Percentage YTD Actual to Annual Budget  
Expenditure over budget highlighted in red.

Assets	Account Number	Balance Sheet Category	Job Number	Adopted		Amended		Variance (Under)/Over		
				Annual Budget	Annual Budget	YTD Budget	Total YTD			
				\$	\$	\$	\$	\$		
<b>Buildings</b>										
<b>Community Amenities</b>										
0.00		Refuse Transfer Station - Canna	10154	521	B10154	(5,000)	(5,000)	(5,000)	0	5,000
		<b>Total - Community Amenities</b>				<b>(5,000)</b>	<b>(5,000)</b>	<b>(5,000)</b>	<b>0</b>	<b>5,000</b>
<b>Recreation And Culture</b>										
1.00		Storage Shed - Swimming Club	11250	521	B11255	0	0	0	(9,146)	(9,146)
		<b>Total - Recreation And Culture</b>				<b>0</b>	<b>0</b>	<b>0</b>	<b>(9,146)</b>	<b>(9,146)</b>
1.83		<b>Total - Buildings</b>				<b>(5,000)</b>	<b>(5,000)</b>	<b>(5,000)</b>	<b>(9,146)</b>	<b>(4,146)</b>
<b>Plant &amp; Equipment</b>										
<b>Community Amenities</b>										
0.98		Purchase Plant & Equipment - Other Community Amenities	10751	525		(115,000)	(115,000)	(115,000)	(112,404)	2,596
		<b>Total - Community Amenities</b>				<b>(115,000)</b>	<b>(115,000)</b>	<b>(115,000)</b>	<b>(112,404)</b>	<b>2,596</b>
<b>Recreation &amp; Culture</b>										
0.00		Purchases Plant & Equip	11354	525		(33,050)	(33,050)	(33,050)	0	33,050
		<b>Total - Recreation &amp; Culture</b>				<b>(33,050)</b>	<b>(33,050)</b>	<b>(33,050)</b>	<b>0</b>	<b>33,050</b>
<b>Transport</b>										
0.73		Purchase Plant & Equipment - Road Plant Purchases	12350	525		(705,000)	(705,000)	(705,000)	(516,833)	188,167
		<b>Total - Transport</b>				<b>(705,000)</b>	<b>(705,000)</b>	<b>(705,000)</b>	<b>(516,833)</b>	<b>188,167</b>
<b>Other Property &amp; Services</b>										
0.62		Purchase Plant - Administration	14650	525		(95,000)	(95,000)	(95,000)	(59,311)	35,689
		<b>Total - Other Property &amp; Services</b>				<b>(95,000)</b>	<b>(95,000)</b>	<b>(95,000)</b>	<b>(59,311)</b>	<b>35,689</b>
0.73		<b>Total - Plant &amp; Equipment</b>				<b>(948,050)</b>	<b>(948,050)</b>	<b>(948,050)</b>	<b>(688,547)</b>	<b>259,503</b>
<b>Roads</b>										
<b>Transport</b>										
0.00		Broad Avenue	12150	541	CO103	(80,000)	(80,000)	(80,000)	0	80,000
0.00		Canna North East Road	12150	541	R2R007	(140,000)	(140,000)	(140,000)	(323)	139,677
0.85		Bell Road	12150	541	R2R017	(120,000)	(120,000)	(120,000)	(101,939)	18,061
0.88		Burma Road - R2R	12150	541	R2R079	(150,000)	(150,000)	0	(131,351)	(131,351)
1.02		Morawa Yalgoo Road 19/20	12150	541	RRG022	(339,500)	(339,500)	(339,500)	(346,886)	(7,386)
0.06		Nanekine Road 19/20	12150	541	RRG023	(398,000)	(398,000)	(398,000)	(25,158)	372,842
		<b>Total - Transport</b>				<b>(1,227,500)</b>	<b>(1,227,500)</b>	<b>(1,077,500)</b>	<b>(605,656)</b>	<b>471,844</b>
0.49		<b>Total - Roads</b>				<b>(1,227,500)</b>	<b>(1,227,500)</b>	<b>(1,077,500)</b>	<b>(605,656)</b>	<b>471,844</b>
<b>Footpaths</b>										
<b>Transport</b>										
0.00		Prater Street Footpath	12157	543	F0096	(40,251)	(40,251)	(40,251)	0	40,251
		<b>Total - Transport</b>				<b>(40,251)</b>	<b>(40,251)</b>	<b>(40,251)</b>	<b>0</b>	<b>40,251</b>
0.00		<b>Total - Footpaths</b>				<b>(40,251)</b>	<b>(40,251)</b>	<b>(40,251)</b>	<b>0</b>	<b>40,251</b>
<b>Sewerage</b>										
<b>Community Amenities</b>										
0.32		Sewerage Upgrade	10325	555		(75,000)	(75,000)	(75,000)	(23,902)	51,098
		<b>Total - Community Amenities</b>				<b>(75,000)</b>	<b>(75,000)</b>	<b>(75,000)</b>	<b>(23,902)</b>	<b>51,098</b>
0.32		<b>Total - Sewerage</b>				<b>(75,000)</b>	<b>(75,000)</b>	<b>(75,000)</b>	<b>(23,902)</b>	<b>51,098</b>
<b>Playground Equipment</b>										
<b>Recreation &amp; Culture</b>										
0.71		Purchase Playground Equipment	11362	553	B11362	(70,000)	(70,000)	(70,000)	(49,504)	20,496
		<b>Total - Recreation &amp; Culture</b>				<b>(70,000)</b>	<b>(70,000)</b>	<b>(70,000)</b>	<b>(49,504)</b>	<b>20,496</b>
0.71		<b>Total - Playground Equipment</b>				<b>(70,000)</b>	<b>(70,000)</b>	<b>(70,000)</b>	<b>(49,504)</b>	<b>20,496</b>
<b>Infrastructure - Other</b>										
<b>Community Amenities</b>										
0.00		Infrastructure Other - Other Community Amenities	10752	551		(15,000)	(15,000)	(15,000)	0	15,000
		<b>Total - Community Amenities</b>				<b>(15,000)</b>	<b>(15,000)</b>	<b>(15,000)</b>	<b>0</b>	<b>15,000</b>
<b>Economic Services</b>										
0.00		Interpretive Signage	13255	551	I13261	(25,000)	(25,000)	(25,000)	0	25,000
		<b>Total - Economic Services</b>				<b>(25,000)</b>	<b>(25,000)</b>	<b>(25,000)</b>	<b>0</b>	<b>25,000</b>
0.00		<b>Total - Infrastructure - Other</b>				<b>(40,000)</b>	<b>(40,000)</b>	<b>(40,000)</b>	<b>0</b>	<b>40,000</b>
0.57		<b>Grand Total</b>				<b>(2,405,801)</b>	<b>(2,405,801)</b>	<b>(2,255,801)</b>	<b>(1,376,756)</b>	<b>879,045</b>

11.2.3. - Attachment 2

NOTES TO THE STATEMENT OF FINANCIAL ACTIVITY  
FOR THE PERIOD ENDED 31 MARCH 2020

FINANCING ACTIVITIES  
NOTE 8  
BORROWINGS

Information on Borrowings	01 Jul 2019	New Loans		Principal Repayments		Principal Outstanding		Interest & Guarantee Fee Repayments	
		Actual	Amended Budget	Actual	Amended Budget	Actual	Amended Budget	Actual	Amended Budget
Particulars/Purpose		\$	\$	\$	\$	\$	\$	\$	\$
<b>Housing</b>									
Loan 133 - GEHA House	0	0	0	0	0	0	0	(49)	0
Loan 134 - 2 Broad Street	0	0	0	0	0	0	0	0	0
Loan 136 - 24 Harley Street - Staff Housing	306,640	0	0	6,691	13,513	299,949	293,127	4,446	11,919
	306,640	0	0	6,691	13,513	299,949	293,127	4,397	11,919

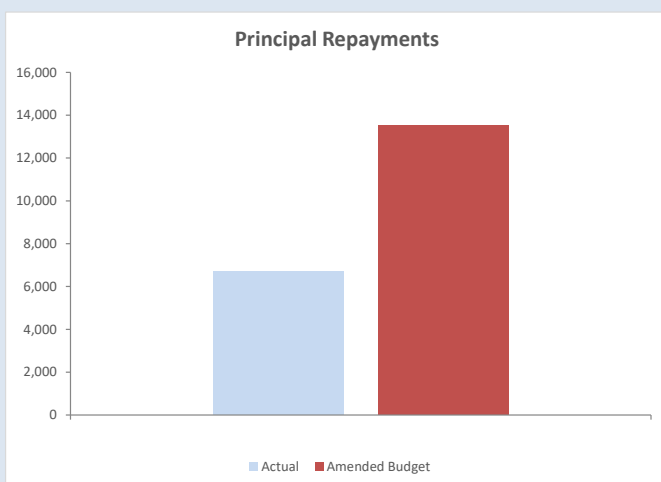
All debenture repayments were financed by general purpose revenue.

**SIGNIFICANT ACCOUNTING POLICIES**

All loans and borrowings are initially recognised at the fair value of the consideration received less directly attributable transaction costs. After initial recognition, interest-bearing loans and borrowings are subsequently measured at amortised cost using the effective interest method. Fees paid on the establishment of loan facilities that are yield related are included as part of the carrying amount of the loans and borrowings.

**KEY INFORMATION**

All loans and borrowings are initially recognised at the fair value of the consideration received less directly attributable transaction costs. After initial recognition, interest-bearing loans and borrowings are subsequently measured at amortised cost using the effective interest method. Fees paid on the establishment of loan facilities that are yield related are included as part of the carrying amount of the loans and borrowings.



**Principal Repayments**

**\$6,691**

**Interest Earned**

**\$81,038**

**Interest Expense**

**\$4,397**

**Reserves Bal**

**\$5.59 M**

**Loans Due**

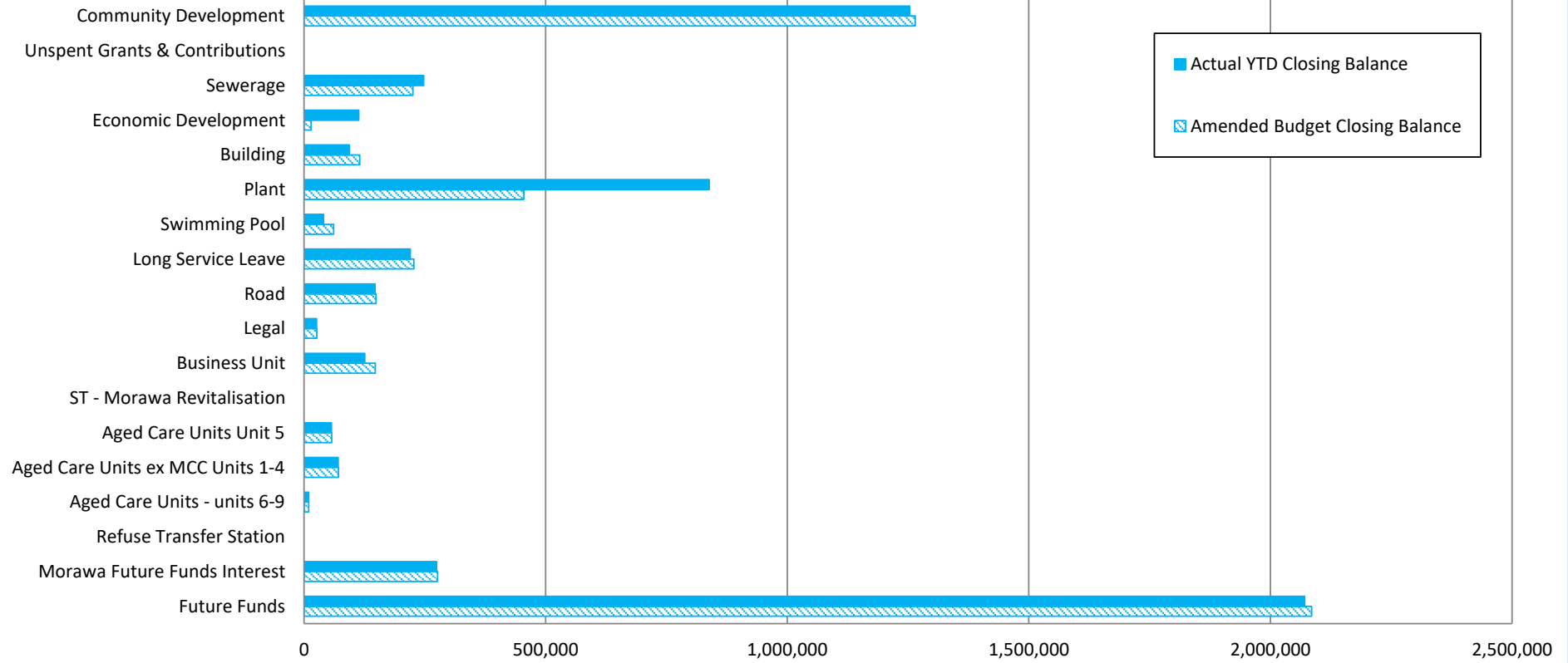
**\$.3 M**

Cash Backed Reserve

Reserve Name	Opening Balance	Amended Budget Interest Earned	Actual Interest Earned	Amended Budget Transfers In (+)	Actual Transfers In (+)	Amended Budget Transfers Out (-)	Actual Transfers Out (-)	Amended Budget Closing Balance	Actual YTD Closing Balance
	\$	\$	\$	\$	\$	\$	\$	\$	\$
Future Funds	2,079,696	37,539	23,581	0	0	(31,908)	(32,492)	2,085,326	2,070,785
Morawa Future Funds Interest	240,224	4,336	1,576	31,908	32,492	0	0	276,468	274,292
Refuse Transfer Station	0	0	0	0	0	0	0	0	0
Aged Care Units - units 6-9	9,424	170	57	0	0	0	0	9,594	9,481
Aged Care Units ex MCC Units 1-4	70,143	1,266	424	0	0	0	0	71,409	70,566
Aged Care Units Unit 5	56,307	1,016	340	0	0	0	0	57,323	56,647
ST - N/Midlands Solar Thermal Power	0	0	0	0	0	0	0	0	0
ST - Morawa Revitalisation	0	0	0	0	0	0	0	0	0
Business Unit	125,003	2,256	755	20,000	0	0	0	147,259	125,758
Legal	25,927	468	157	0	0	0	0	26,395	26,084
Road	146,191	2,639	883	0	0	0	0	148,830	147,074
Long Service Leave	218,600	3,946	1,321	5,000	0	0	0	227,546	219,921
Swimming Pool	40,414	729	244	20,000	0	0	0	61,143	40,658
Plant	833,618	15,046	5,036	250,000	0	(644,050)	0	454,614	838,654
Building	93,595	1,689	565	20,000	0	0	0	115,284	94,160
Economic Development	112,812	2,036	682	0	0	(100,000)	0	14,848	113,494
Sewerage	246,040	4,441	1,486	50,000	0	(75,000)	0	225,481	247,527
Unspent Grants & Contributions	0	0	0	0	0	0	0	0	0
Community Development	1,242,317	22,423	10,983	0	0	0	0	1,264,740	1,253,300
Water Waste Management (Rural Towns Project)	0	0	0	0	0	0	0	0	0
	<b>5,540,310</b>	<b>100,000</b>	<b>48,090</b>	<b>396,908</b>	<b>32,492</b>	<b>(850,958)</b>	<b>(32,492)</b>	<b>5,186,260</b>	<b>5,588,400</b>

KEY INFORMATION

Note 9 - Year To Date Reserve Balance to End of Year Estimate



11.2.3. - Attachment 2

NOTES TO THE STATEMENT OF FINANCIAL ACTIVITY  
For the Period Ended 31 March 2020

NOTE 10  
GRANTS AND CONTRIBUTIONS

Grants and Contributions	Grant Provider	Amended		Adopted		YTD Actual	Variance (Under)/Over
		Annual Budget	YTD Budget	Annual Budget	YTD Actual		
<b>Operating grants, subsidies and contributions</b>							
<b>General Purpose Funding</b>							
Grants Commission - General	WALGGC	543,092	407,319	543,092	415,405		8,086
Grants Commission - Local Roads	WALGGC	317,727	238,293	317,727	199,824		(38,469)
<b>Law, Order &amp; Public Safety</b>							
Grant - ESL BFB Operating Grant	Dept of Fire & Emergency Service	14,819	11,112	14,819	14,700		3,588
<b>Education &amp; Welfare</b>							
Grant - Towards Zero Road Safety Banner	WA Police	0	0	0	5,260		5,260
Grant - Childrens Week	Meerilinga	0	0	0	1,000		1,000
<b>Recreation &amp; Culture</b>							
Contribution - Music and Arts Festival	Karara Mining	20,000	0	20,000	0		0
Contribution - NAIDOC week	Bankwest Morawa	0	0	0	2,000		2,000
<b>Transport</b>							
Street Light Subsidy	Main Roads WA	0	0	0	0		0
Grant - Direct	Main Roads WA	128,611	128,611	128,611	137,802		9,191
Contribution - Road Maintenance	Karara Mining	50,000	25,000	50,000	0		(25,000)
Grant - Flood Damage	Main Roads WA	0	0	0	0		0
<b>Economic Services</b>							
Contribution - Steve Parish Photography	WA College of Agriculture	0	0	0	0		0
<b>Operating grants, subsidies and contributions Total</b>		<b>1,074,249</b>	<b>810,335</b>	<b>1,074,249</b>	<b>775,991</b>		<b>(34,344)</b>
<b>Non-operating grants, subsidies and contributions</b>							
<b>Community Amenities</b>							
Grant - Community Bus	Lotterywest	80,000	59,994	80,000	80,000		20,006
<b>Recreation &amp; Culture</b>							
Grant - Armistice Centenary	Dept of Veteran Affairs	0	0	0	0		0
Contribution - Swimming Club Contribution to Shed	Morawa Swimming Club	0	0	0	11,000		11,000
<b>Transport</b>							
Grant - Regional Road Group - Road Projects	Main Roads WA	491,666	491,665	491,666	457,400		(34,265)
Grant - Roads to Recovery	Dept of Infrastructure	362,110	362,110	362,110	270,000		(92,110)
<b>Economic Services</b>							
Marketing Plan	TBA	0	0	0	0		0
<b>Non-operating grants, subsidies and contributions Total</b>		<b>933,776</b>	<b>913,769</b>	<b>933,776</b>	<b>818,400</b>		<b>(95,369)</b>
		<b>2,008,025</b>	<b>1,724,104</b>	<b>2,008,025</b>	<b>1,594,391</b>		<b>(129,713)</b>

KEY INFORMATION

**NOTES TO THE STATEMENT OF FINANCIAL ACTIVITY  
FOR THE PERIOD ENDED 31 MARCH 2020**

**NOTE 11  
BONDS & DEPOSITS AND TRUST FUNDS**

In previous years, bonds and deposits were held as trust monies. They are still reported in this Note but also included in Restricted Cash - Bonds and Deposits and as a current liability in the books of Council.

Trust funds held at balance date over which the Shire has no control and which are not included in this statement are as follows:


Description	Opening Balance 01 Jul 2019	Amount Received	Amount Paid	Closing Balance 31 Mar 2020
	\$	\$	\$	\$
<b>Restricted Cash - Bonds and Deposits</b>				
Housing Bonds	4,000.00	3,000.00	(2,000.00)	<b>5,000.00</b>
Nomination Deposits	0.00	240.00	(240.00)	<b>0.00</b>
Auction Of Properties	0.00	0.00	0.00	<b>0.00</b>
Bonds - Gwennyth Rose	0.00	0.00	0.00	<b>0.00</b>
Bonds - AW (Bill) Johnson	0.00	0.00	0.00	<b>0.00</b>
Drug Action Group	660.11	0.00	0.00	<b>660.11</b>
Bank Deposits Not Receipted	0.00	444.82	0.00	<b>444.82</b>
Child Care Bonds	0.00	0.00	0.00	<b>0.00</b>
Bonds Units Dreghorn Street	1,164.00	320.00	0.00	<b>1,484.00</b>
Bonds Aged Care Units	3,468.32	0.00	(150.00)	<b>3,318.32</b>
Excess Rent - Daphne Little	1,704.00	0.00	0.00	<b>1,704.00</b>
Morawa Oval Function Centre	1,762.49	0.00	0.00	<b>1,762.49</b>
Extractive Industries Bond	0.00	0.00	0.00	<b>0.00</b>
Bonds Hall/Sports Recreation	20.00	500.00	(500.00)	<b>20.00</b>
Youth Fund Raising	865.00	0.00	0.00	<b>865.00</b>
DPI Licensing	0.00	0.00	0.00	<b>0.00</b>
Social Club	0.00	0.00	0.00	<b>0.00</b>
BRB/BCITF	226.60	1,060.13	(1,173.43)	<b>113.30</b>
Haulmore Trailers Pty Ltd	4,641.00	0.00	0.00	<b>4,641.00</b>
Business Units Bonds	2,559.69	0.00	0.00	<b>2,559.69</b>
TRUST LIABILITY	0.00	0.00	0.00	<b>0.00</b>
<b>Sub-Total</b>	<b>21,071.21</b>	<b>5,564.95</b>	<b>(4,063.43)</b>	<b>22,572.73</b>
<b>Trust Funds</b>				
Nil				
<b>Sub-Total</b>	<b>0.00</b>	<b>0.00</b>	<b>0.00</b>	<b>0.00</b>
	<b>21,071.21</b>	<b>5,564.95</b>	<b>(4,063.43)</b>	<b>22,572.73</b>

**KEY INFORMATION**

**EMPLOYEE TIMESHEET**  
 To be completed by employee daily and submitted  
 to Payroll Officer at end of each fortnight

Employee No: 163	Name: Rob Paul	Pay period ending:	18/03/2020
------------------	----------------	--------------------	------------

Day of Week	Date	Before Lunch			After Lunch			SUB TOTAL	APPROVED LEAVE	10.00	TOTAL HOURS	Running total
		ON	OFF	Total	ON	OFF	Total		TYPE	HRS		
THURSDAY	5-Mar	7:45 AM	1:30 PM	5:45	2:00 PM	6:30 PM	4:30	10.25			10.25	10.25
FRIDAY	6-Mar	7:50 AM	1:30 PM	5:40	2:35 PM	6:00 PM	3:25	9.08			9.08	19.33
SATURDAY	7-Mar			0:00			0:00	0.00			0.00	19.33
SUNDAY	8-Mar			0:00			0:00	0.00			0.00	19.33
MONDAY	9-Mar	7:50 AM	1:30 PM	5:40	2:00 PM	6:30 PM	4:30	10.17			10.17	29.50
TUESDAY	10-Mar	7:50 AM	1:30 PM	5:40	2:00 PM	6:30 PM	4:30	10.17			10.17	39.67
WEDNESDAY	11-Mar	7:30 AM	1:30 PM	6:00	2:00 PM	6:30 PM	4:30	10.50			10.50	50.17
THURSDAY	12-Mar	7:00 AM	1:30 PM	6:30	2:00 PM	5:10 PM	3:10	9.67			9.67	59.83
FRIDAY	13-Mar	7:30 AM	1:30 PM	6:00	2:00 PM	6:00 PM	4:00	10.00			10.00	69.83
SATURDAY	14-Mar			0:00			0:00	0.00			0.00	69.83
SUNDAY	15-Mar			0:00			0:00	0.00			0.00	69.83
MONDAY	16-Mar	7:00 AM	1:30 PM	6:30	2:15 PM	6:00 PM	3:45	10.25			10.25	80.08
TUESDAY	17-Mar	7:00 AM	1:30 PM	6:30	2:00 PM	6:15 PM	4:15	10.75			10.75	90.83
WEDNESDAY	18-Mar	7:45 AM	1:30 PM	5:45	2:00 PM	6:00 PM	4:00	9.75			9.75	100.58
											100.58	
<b>Total Hours</b>											100.58	

<b>CHIEF EXECUTIVE OFFICER'S CERTIFICATION</b>	
I certify that the details on this form are current, and the relevant leave forms have been submitted	
Signature:	
Date:	18/03/2020

**LEAVE TYPE** (leave forms are to be completed)

A: Annual leave  
 S: Sick leave  
 P: Public Holiday  
 B: Bereavement Leave  
 O: Other


**EMPLOYEE TIMESHEET**  
 To be completed by employee daily and submitted  
 to Payroll Officer at end of each fortnight

Employee No: 163	Name: Rob Paull	Pay period ending: 01/04/2020
------------------	-----------------	-------------------------------

Day of Week	Date	Before Lunch			After Lunch			SUB TOTAL	APPROVED LEAVE	10.00	TOTAL HOURS	Running total
		ON	OFF	Total	ON	OFF	Total		TYPE	HRS		
THURSDAY	19-Mar	2:45 AM	1:30 PM	10.45	2:00 PM	6:30 PM	4:30	15.25			15.25	15.25
FRIDAY	20-Mar	7:45 AM	1:30 PM	5:45	2:00 PM	6:30 PM	4:30	10.25			10.25	25.50
SATURDAY	21-Mar			0.00			0.00	0.00			0.00	25.50
SUNDAY	22-Mar			0.00			0.00	0.00			0.00	25.50
MONDAY	23-Mar	7:50 AM	1:30 PM	5:40	2:00 PM	6:30 PM	4:30	10.17			10.17	35.67
TUESDAY	24-Mar	7:45 AM	1:30 PM	5:45	2:00 PM	6:30 PM	4:30	10.25			10.25	45.92
WEDNESDAY	25-Mar	7:45 AM	1:30 PM	5:45	2:00 PM	6:30 PM	4:30	10.25			10.25	56.17
THURSDAY	26-Mar	7:45 AM	1:30 PM	5:45	2:00 PM	6:30 PM	4:30	10.25			10.25	66.42
FRIDAY	27-Mar	7:45 AM	1:30 PM	5:45	2:00 PM	6:30 PM	4:30	10.25			10.25	76.67
SATURDAY	28-Mar			0.00			0.00	0.00			0.00	76.67
SUNDAY	29-Mar			0.00			0.00	0.00			0.00	76.67
MONDAY	30-Mar	7:30 AM	1:30 PM	6:00	2:00 PM	6:30 PM	4:30	10.50			10.50	87.17
TUESDAY	31-Mar	7:45 AM	1:30 PM	5:45	2:00 PM	7:30 PM	5:30	11.25			11.25	98.42
WEDNESDAY	1-Apr	7:45 AM	1:30 PM	5:45	2:00 PM	6:30 PM	4:30	10.25			10.25	108.67
											108.67	
											108.67	
<b>Total Hours</b>											108.67	

**CHIEF EXECUTIVE OFFICER'S CERTIFICATION**

I certify that the details on this form are current and the relevant leave forms have been submitted

Signature: 

Date: 1/4/2020

**LEAVE TYPE** (leave forms are to be completed)

A: Annual leave  
 S: Sick leave  
 P: Public Holiday  
 B: Bereavement Leave  
 O: Other

*LOOK AT LEAVE*



# Safe Work Method Statement

## Transporting Copper Concentrate (Loaded for Export)

Issue date: 06/05/2016

Review date: 06/04/2019

<p><b>Assumptions:</b>  <i>This SWMS covers the Hazards and Control measures for the transportation of Containers loaded with Copper Concentrate. Pick up of the containers is from the Deflector mine site and the load sizes and individual container weights are similar.</i></p> <p><i>This SWMS does not include general driving hazards. The Truck Driver must continually monitor this as part of their general operational duties. It is fair to assume that the Truck Driver understands the responsibilities of the role and the potential for driving hazards and that condition may frequently change.</i></p> <p><i>The route is an up to 3 Trailer load (road train) operation.</i></p>			<p><b>SWMS Team (Name &amp; Position):</b></p> <p><i>Christopher Speed – WA SHE Manager  Steve Bray – State Ops &amp; BD Manager  Gavin Dobb – WA GM Operations  Anthony Hughes – WA Compliance &amp; Equipment Manager  Gary Mawson – Senior Driver</i></p>
<p><b>Plant/Equipment/Tools:</b></p> <p><i>Prime Mover (up to 130 tonne rating)  3 x trailers in various configurations to carry 3 loaded containers.  Dolly trailers  MT Data transport monitoring system  Material Safety Data Sheets</i></p>	<p><b>Training/Qualifications required:</b></p> <p><i>MC Driver's License  TLIF2010A Apply fatigue management strategies.  Qube Logistics General &amp; 7 Safety Keys induction.  JMP – Deflector Mine Site  Main Roads - Rollover Prevention Training</i></p>	<p><b>Permits/licences required:</b></p> <p><i>Containerised Cargo Period Permit  AMMS (WA HVAC)  Class 1 RAV Oversize Period Permit  WA Heavy Vehicle Accreditation</i></p>	<p><b>Applicable Standards, Codes of Practice and guidance:</b></p> <p><i>WA OSH Act/Reg  WA Road Traffic Act  Equipment Manufacturers Guidelines  Trailer and Dolly Hook Unhook SM-WA-0911  Equipment Manufacturers Guidelines  WAHVAS Code of Practice  Fatigue Management Plan PL-WA-0304  National Standard for Manual Tasks 2007  National Code of Practice for the Prevention of Musculoskeletal Disorders from Performing Manual Tasks 2007  NTC Load Restraints Guide</i></p>
<p><b>PPE required:</b></p> <p><i>Steel toe cap boots. AS/NZS 2210.2  Fluorescent Vest/Top. AS/NZS 4602.1:2011  Sun smart PPE including: Long sleeve top, long pants, sun smart hat and safety glasses-tinted/ clear (AS/NZS 1337)  Hard Hat with Sun Brim (AS/NZS 1801)  Rigger Gloves  Safety rated glasses (clear or tinted) to AS/NZS 1337</i></p>	<p><b>Inspection requirements:</b></p> <p><i>Completion of Pre-Start Vehicle checks</i></p>	<p><b>Records/Reporting:</b></p> <p><i>Drivers Run Sheets include;</i></p> <ul style="list-style-type: none"> <li>• Pre Operation Check</li> <li>• Start/Finish times</li> <li>• Break times</li> <li>• Time enter/exit sites</li> <li>• Container ID</li> <li>• Odometer reading</li> <li>• Fatigue sign off</li> <li>• Date</li> <li>• Driver Name</li> </ul> <p><i>Container Weight Declaration/Weigh  Bridge Docket/DG Shipping  Document/MO41</i></p>	

SWMS Custodian: WA SHE Manager  
SWMS Approver: WA GM - Operations  
Number: Draft version

UNCONTROLLED COPY WHEN PRINTED

QUBE  
Version 1.0  
Page 1 of 8

# Safe Work Method Statement

## Transporting Copper Concentrate (Loaded for Export)

Issue date: 06/05/2016

Review date: 06/04/2019

Critical steps in the Activity		Potential Hazards or Human Error (Safety/Environmental hazards identified, including physical environment, human errors, plant and equipment)	Risk Ranking before controls	Safety Controls (to be Implemented to eliminate or reduce the risk to the lowest practicable level)	Risk Ranking after controls	Responsible Position/Person
1	The Driver completes Vehicle and Equipment Pre Start Checks. Driver to receive instructions from the Allocator to transport Empty Containers to site from Fremantle.	<ul style="list-style-type: none"> <li>a) Manual Handling</li> <li>b) Load Security</li> <li>c) Equipment Fault/Failure</li> </ul>	L2 X C3 <b>M</b> Medium	<ul style="list-style-type: none"> <li>a) Care when manipulating the vehicle/equipment during preoperational checks.</li> <li>b) <b><u>Twistlocks must be applied to all 4 points on every container</u></b></li> <li>c) If the equipment is faulty or too difficult to operate manually then fill out a defect report and report the fault to your Allocator.</li> </ul>	L2 X C2 <b>L</b> Low	a) Truck Driver
2	Follow designated heavy vehicle route. <b><i>See attachments 1</i></b>  <b><u>Prior to arrival to Morawa operate as per approved operating instructions.</u></b>	<ul style="list-style-type: none"> <li>a) General Road Hazards</li> <li>b) Changing traffic Conditions\</li> </ul>	L2 X C3 <b>M</b> Medium	<ul style="list-style-type: none"> <li>a) Driver to be aware of continuously changing traffic conditions.</li> <li>b) Drivers should drive defensively and exercise care at all times.</li> </ul>	L2 X C2 <b>L</b> Low	a) Truck Driver

SWMS Custodian: WA SHE Manager  
 SWMS Approver: WA GM - Operations  
 Number: Draft version

UNCONTROLLED COPY WHEN PRINTED

QUBE  
 Version 1.0  
 Page 2 of 8

# Safe Work Method Statement

## Transporting Copper Concentrate (Loaded for Export)

Issue date: 06/05/2016

Review date: 06/04/2019

Critical steps in the Activity	Potential Hazards or Human Error (Safety/Environmental hazards identified, including physical environment, human errors, plant and equipment)	Risk Ranking before controls	Safety Controls (to be Implemented to eliminate or reduce the risk to the lowest practicable level)	Risk Ranking after controls	Responsible Position/Person
3 <b>Deflector Mine Site</b> Move to the loading/unloading area for container/(s) to be loaded / unloaded from vehicle/equipment.  <b>Proceed to the office area for sign in and D&amp;A testing.</b>	a) Traffic Management	L2 X C3 <b>M</b> Medium	a) Follow site loading procedures	L2 X C2 <b>L</b> Low	a) Truck Driver
4 Further to the above – once loaded/unloaded, Weigh/Tare off vehicle/equipment.	a) Traffic Management	L2 X C3 <b>M</b> Medium	a) Drivers are to follow all site rules. b) Drivers are to follow instructions of the site personnel.	L2 X C2 <b>L</b> Low	a) Truck Driver
6 Driver(s) exits site.  Container weight Declaration received by approved certified SOLAS weigh method.  <b>See:</b> <b><i>Load Restraint SW-WA-0922</i></b>	a) Traffic Management b) Load Security	L2 X C3 <b>M</b> Medium	a) Follow site loading procedures b) <b><u>Twistlocks must be applied to all 4 points on every container</u></b>	L2 X C2 <b>L</b> Low	a) Truck Driver

# Safe Work Method Statement

## Transporting Copper Concentrate (Loaded for Export)

Issue date: 06/05/2016

Review date: 06/04/2019

Critical steps in the Activity		Potential Hazards or Human Error (Safety/Environmental hazards identified, including physical environment, human errors, plant and equipment)	Risk Ranking before controls	Safety Controls (to be Implemented to eliminate or reduce the risk to the lowest practicable level)	Risk Ranking after controls	Responsible Position/Person
7	Transporting Full containers from site to Fremantle Port.	<ul style="list-style-type: none"> <li>a) Multiple loads</li> <li>b) Driving conditions</li> <li>c) Environmental</li> </ul>	L3 X C3 <b>H</b> High	<ul style="list-style-type: none"> <li>a) Drivers are to be aware of the potential for rollover with these loads.</li> <li>b) Added care with road navigation (cornering) needs to be used by the driver Road Operating conditions. MT Data Monitoring systems record driver behaviour including speed and G forces.</li> <li>c) On the immediate notice of product leaking from any of the containers immediately <b>STOP</b> and notify your relevant manager.</li> </ul>	L2 X C2 <b>L</b> Low	a) Truck Driver
8	Drop 2 <sup>nd</sup> trailer at Forrestfield.  <b>See:</b> <a href="#">Trailer and Dolly Hook Unhook SM-WA-0911</a> <a href="#">Load Restraint SW-WA-0922</a>	<ul style="list-style-type: none"> <li>a) 3<sup>rd</sup> Party equipment in marshalling area</li> <li>b) Multiple vehicles moving in marshalling area</li> </ul>	L2 X C3 <b>M</b> Medium	<ul style="list-style-type: none"> <li>a) Drivers to maintain awareness of other movements within the Forrestfield RT Assembly area</li> <li>b) Trailer securing procedures such as wheel chocks and braking/lockout systems.</li> </ul>	L2 X C2 <b>L</b> Low	a) Truck driver

SWMS Custodian: WA SHE Manager  
 SWMS Approver: WA GM - Operations  
 Number: Draft version

UNCONTROLLED COPY WHEN PRINTED

QUBE  
 Version 1.0  
 Page 4 of 8

# Safe Work Method Statement

## Transporting Copper Concentrate (Loaded for Export)

Issue date: 06/05/2016

Review date: 06/04/2019

Critical steps in the Activity	Potential Hazards or Human Error (Safety/Environmental hazards identified, including physical environment, human errors, plant and equipment)	Risk Ranking before controls	Safety Controls (to be Implemented to eliminate or reduce the risk to the lowest practicable level)	Risk Ranking after controls	Responsible Position/Person
10 Arrive at Rous Head- Unload container	a) Traffic Management	L2 X C3 <b>M</b> Medium	a) Driver to undo twistlocks before unloading b) Follow instructions of Allocator/Yard Staff.	L2 X C2 <b>L</b> Low	a) Truck Driver b) Allocator c) Yard Staff
<p><b><u>Dropped Trailer at Forrestfield RT assembly area</u></b></p> <p>Drop trailer at the nominated parking area and return to pick up 2<sup>nd</sup> trailer from Forrestfield and repeat steps 7-10.</p>					

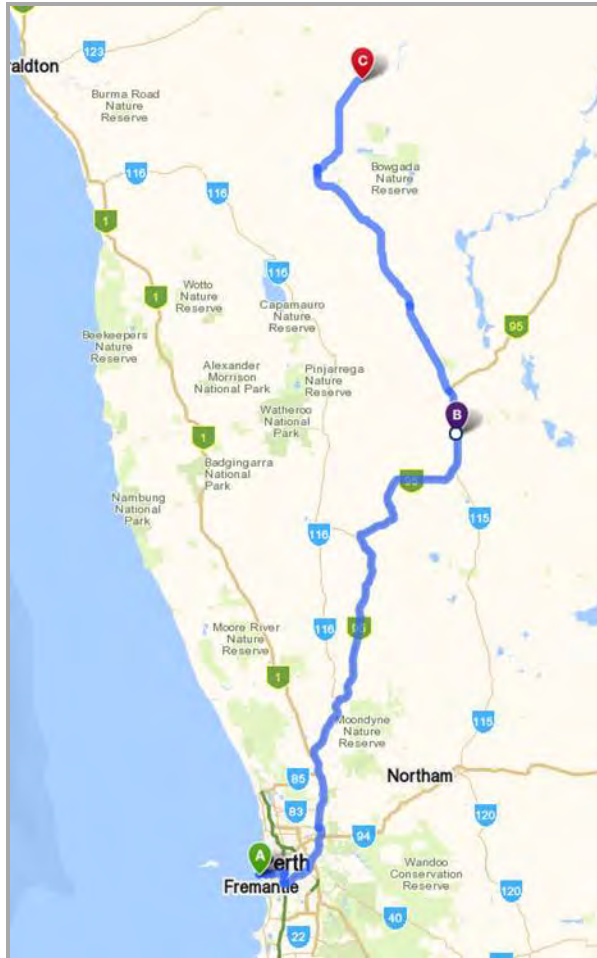
# Safe Work Method Statement Transporting Copper Concentrate (Loaded for Export)

Issue date: 06/05/2016

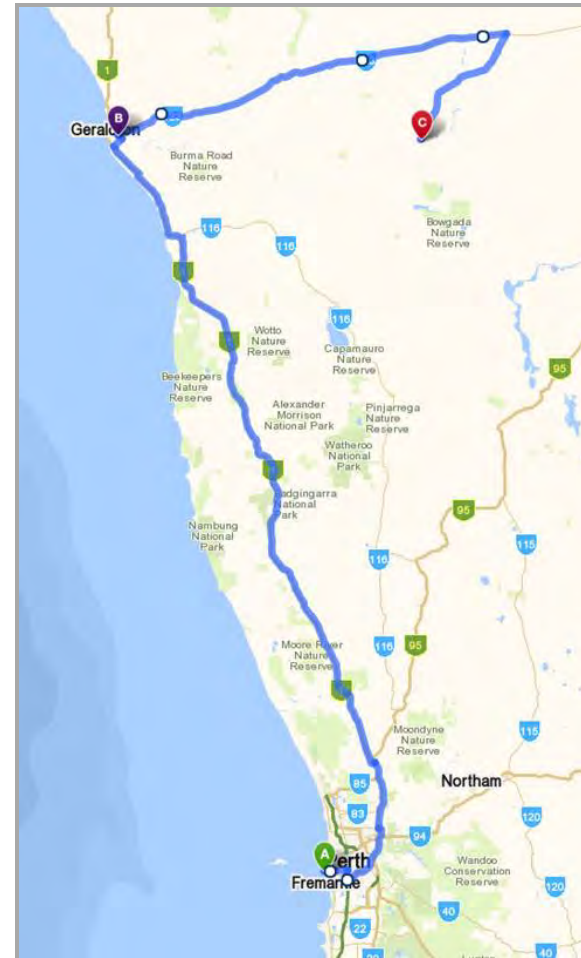
Review date: 06/04/2019

## Attachment 1: Designated heavy vehicle routes - Fremantle to Deflector Mine Site

Standard Route



Emergency Route



SWMS Custodian: WA SHE Manager  
SWMS Approver: WA GM - Operations  
Number: Draft version

UNCONTROLLED COPY WHEN PRINTED

QUBE  
Version 1.0  
Page 6 of 8



# Safe Work Method Statement

## Transporting Copper Concentrate (Loaded for Export)

Issue date: 06/05/2016

Review date: 06/04/2019

<b>RISK MATRIX</b>			<b>CONSEQUENCE</b>				
			No injuries, no environmental damage, no financial or reputation loss	First aid treatment, on-site release of pollutant is immediately contained, minor financial and reputation loss	Medical treatment required, off-site pollutant release causing moderate environmental damage, moderate financial and reputation loss	Extensive injuries (e.g. permanent disability), loss of production capability, off-site pollutant release causing major environmental damage, major financial and reputation loss	Fatality, off-site pollutant release causing severe environmental damage, huge financial and reputation loss
<b>LIKELIHOOD</b>			<b>C1</b>	<b>C2</b>	<b>C3</b>	<b>C4</b>	<b>C5</b>
			<b>Insignificant</b>	<b>Minor</b>	<b>Moderate</b>	<b>Major</b>	<b>Critical</b>
Expected to occur in most circumstances (occurs at least once a week)	<b>L5</b>	<b>Almost Certain</b>	<b>H</b>	<b>H</b>	<b>E</b>	<b>E</b>	<b>E</b>
Will probably occur in most circumstances (occurs once or twice every month)	<b>L4</b>	<b>Likely</b>	<b>M</b>	<b>H</b>	<b>H</b>	<b>E</b>	<b>E</b>
Should occur at some time (occurs 1 to 10 times a year)	<b>L3</b>	<b>Possible</b>	<b>L</b>	<b>M</b>	<b>H</b>	<b>E</b>	<b>E</b>
Could occur at some time (occurs once every 2 to 10 yrs, 10% chance of occurring every year)	<b>L2</b>	<b>Unlikely</b>	<b>L</b>	<b>L</b>	<b>M</b>	<b>H</b>	<b>E</b>
May occur only in exceptional circumstances (occurs once every 11 to 100 yrs, 1% chance of occurring every year)	<b>L1</b>	<b>Rare</b>	<b>L</b>	<b>L</b>	<b>M</b>	<b>H</b>	<b>H</b>
<b>(L) Low Risk</b>	- Acceptable region, but current controls to be monitored (low risk does not mean no risk).						
<b>(M) Moderate Risk</b>	- Tolerable region, further controls to be considered and existing controls monitored.						
<b>(H) High Risk</b>	- Undesirable level of risk, additional controls must be developed and implemented in short to medium term.						
<b>(E) Extreme Risk</b>	- Unacceptable level of risk, controls must be immediately implemented to reduce risk or the risk eliminated (i.e. cease activity).						

SWMS Custodian: WA SHE Manager  
 SWMS Approver: WA GM - Operations  
 Number: Draft version

UNCONTROLLED COPY WHEN PRINTED

QUBE  
 Version 1.0  
 Page 8 of 8





# SHEMS Planning

---

## Journey Management Plan Template

Fremantle to Deflector Mine Site  
Deflector Mine Site to Fremantle

SHEMS-QH-11-TP-0103

**Version control**

Version	Change from previous	Date	Comment
1.0	First issue	01/08/15	First release

**Journey Management Plan for [insert route]**

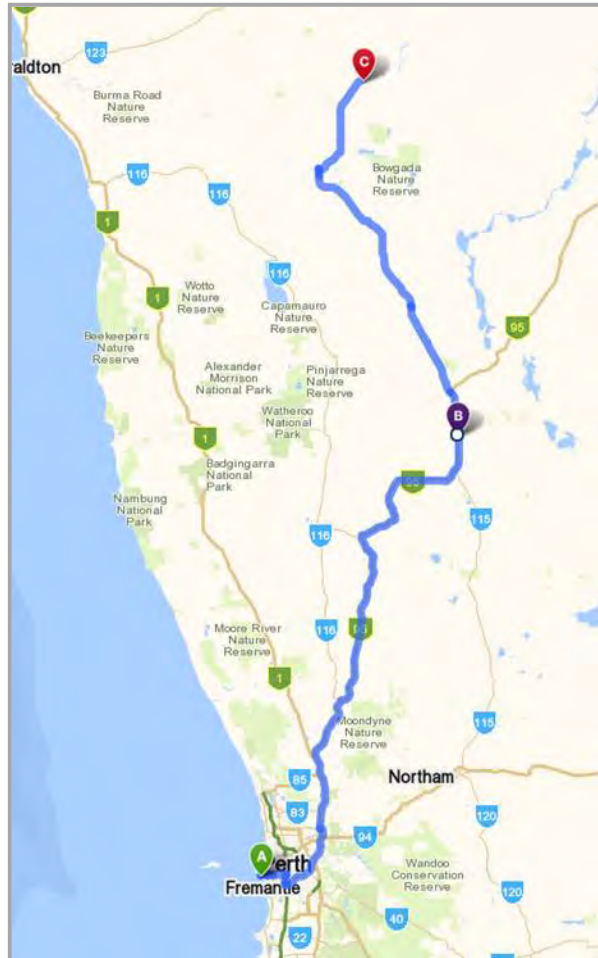
<b>Customer Name</b>	<b>Doray Minerals</b>
<b>Delivery Address</b>	<b>Fremantle to Deflector Mine Site</b>
<b>Pickup Location</b>	<b>Deflector Mine Site to Fremantle</b>

**Directions**

The preferred route for the journey is:

- Rous Head Road
- Stirling Hwy
- Leach Hwy
- Kwinana Fwy
- Roe Hwy
- Tonkin Hwy (Abernathy Road)
- Great Northern Hwy
- Mullewa-Wubin Road
- Morawa-Yalgoo Rd

Please see the relevant SWMS for emergency route.



Preferred Driving Plan				
Start Location	Finish Location	Driving Time	Time Working	Time Resting
Fremantle (Irene Street)	Abernathy Road (Road Train Assembly Area)	1 hours	10 minutes	20 minutes
Abernathy Road (Road Train Assembly Area)	Deflector Mine Site	5 hours 30 minutes	n/a	20 minutes
Return Journey				
Deflector Mine Site	Bindoon Hill	5 hours	n/a	20 minutes
Bindoon Hill	Abernathy Road (Road Train Assembly Area)	1 hour 20 minutes	10 minutes	n/a
Abernathy Road (Road Train Assembly Area)	Fremantle (Irene Street)	1 hour	1 hour	n/a

**\*Code of Practice – Fatigue Management for Commercial Driver must always be complied with\***

Specific Hazards			
Stretch of Journey	Location	Km Point	Hazard Description
General Hazards			
Hazards of the area			
<ul style="list-style-type: none"> <li>Take care at all intersections , vehicle interaction on all the main road junctions.</li> <li>Rail crossings are a hazard you need to be aware of, reduce speed and be prepared to stop. Ensure no trains are in your vision in both directions. If the vehicle you drive has a powered left hand window wind it down slightly to hear any warning from a train.</li> <li>Large contingent of triples and quad trucks are on this section of road this mixed with LV and public traffic make this section an area that needs constant attention by the operator.</li> <li>Oversize Loads.</li> </ul>			

**Note:**



Road Train Operating Speed is 100Km/ph. if conditions permit

Maintain 500m following distance behind any other Road Train

Specific Instructions
Rest Stops
<ul style="list-style-type: none"> <li>A driver must ensure their own safety and that of other road users by taking a break from the driving task if feeling symptoms of fatigue.</li> <li>Rest breaks should be scheduled to be taken at approved rest stops, However, should it be necessary to stop at a place not indicated on the map then the following points should be considered when choosing a place to stop: <ul style="list-style-type: none"> <li>Weather conditions and ground stability, do not move off the road unless into approved parking bays. Quad road trains can become bogged easily, even on dry ground.</li> <li>Position of Road train in relation to the road. Make sure you can safely exit and move around the vehicle, and the vehicle is not obstructing or impeding normal traffic flow.</li> </ul> </li> </ul>

- Road access for Entry and Exiting the parking area is flat and level, with good visibility in both directions.
- Ice Pack secondary Air-conditioning system is available for use during stops and breakdown
- All drivers are required to follow the Safe Work Method for Solo Driving as per the Driving Hours Legislation for the State of Western Australia.

### Emergency Information

In the event of an emergency:

1. Notify Qube Management as soon as practicable (Include information from initial notification and person's name manning phone in your absence) – Steve Bray
2. Collect all required details at scene.
3. Contact Customer - Include information from initial notification and what response procedures have been put in place

***\*Follow the driver's emergency response plan at all times\****

---

#### Note



Do not make any statements

- Media and public enquiries are to be directed to Qube Manager
-

# Drivers Emergency Response Plan

Issue date: 03/10/18

Review date: 03/10/18

## IN TRANSIT

1. CHLORINE / TOXIC GAS LEAK – If required, put on escape hoods.
2. When leaving the cab take all paperwork and Emergency Procedure Guide or HB76.
3. Direct bystanders and people in nearby buildings to move a safe distance away, clear area of all unprotected people, moving upwind from any chemical release.
4. Place reflector triangles in front and behind road vehicle if safe to do so.

## NON-QUBE SITE

1. CHLORINE / TOXIC GAS LEAK – If required put on escape hoods.
2. When leaving the cab take all paperwork and Emergency Procedure guide
3. Contact Site Warden, follow their instructions.
4. DO NOT ATTEMPT TO TAKE ACTION AGAINST THE EMERGENCY.
5. Once you are safe, contact your Supervisor or Manager and follow their instructions.

### ROAD TRAFFIC ACCIDENTS

- Remove yourself a safe distance from the scene;
- Follow the Motor Vehicle Accident process (see over);
- Contact your Supervisor/Manager; a Member of the Safety Team must be contacted immediately.

### FIRE

- If safe to do so, remove any items that may create an extra hazard;
- If safe to do so, attempt to extinguish the fire. If not extinguished contact '000' or '112' if you have no telephone reception evacuate the area.
- Contact your Supervisor as soon as possible and leave the area.

### CHLORINE / TOXIC GAS

- Take note of location and wind direction, evacuate the area immediately (taking shallow breaths and covering mouth with damp cloth if you don't have your escape hood on).
- Contact Orica Chemicals Emergency Response Team on 1800 033 111
- Contact your Supervisor and wait for instructions, leave the area immediately.
- DO NOT RE-ENTER THE AREA FOR ANY REASON

### ELECTRICAL / POWER LINES

- If any part of your equipment has touched a power line, DO NOT OPERATE OR ATTEMPT TO MOVE THE EQUIPMENT
- Contact your Manager.
- Also Contact:
  - Western Power Faults and Emergencies/NOCC: 13-13-51
  - State Operations Manager and a member of the Safety Team

### HAZARDOUS SUBSTANCE SPILL

- Ensure relevant PPE is used (refer to the HB76 and or Emergency Procedure Guide).
- If safe to do so, stop or slow down the spill.
- If the spill cannot be stopped, prevent the spill flowing into sewers, waterways and drains, and contain to the smallest area possible.
- Contact your Supervisor and advise what happened, location, product, quantity and supplier. The Transport Department then arranges further assistance through a preferred supplier.

### LOSING A NON HAZARDOUS LOAD FROM TRAILER

- Park in the safest place as close to the lost load as possible. DO NOT ATTEMPT TO MOVE THE LOAD.
- Contact your Supervisor or Manager and wait for instructions, do not leave the area.

### ARMED CONFRONTATION

- Stay calm and co-operate with the offender
- If possible, discreetly phone '000' and leave the phone off the hook. As soon as offender has left, mark any areas they touched.
- Note down any info about the vehicle they may have been driving or where they came from, also any details about the intruder
- Try and gauge their intruders height using a door handle, window, tyre or other item on truck
- Ask witnesses to stay and do not make any statements to the media.

### MEDICAL Minor

- Attempt to conduct first aid on yourself or get someone nearby to assist;
- If required seek medical attention.

### MEDICAL Serious

- Contact your Supervisor or Manager and request assistance (see over).

### MEDICAL Life Threatening

- Contact '000' IMMEDIATELY.

### AFTER THE INCIDENT HAS OCCURED

For any accident, incident or spill that has occurred, complete an Incident form within 24 hours and hand in to your Supervisor or Manager.

Custodian: Transport Manager  
 Approver: WA SHE Manager  
 Number: PL-WA-0303

UNCONTROLLED COPY WHEN PRINTED

QUBE  
 Version 1.2  
 Page 1 of 2



### **11.4.1 – Attachment 3**

## **Executive Manager Works and Assets Report – Review of Morawa Yalgoo Road (2 April 2020)**

### **SLK 0.0 to SLK 18.7**

Road widen to 7m. Road surface and edge okay, small amount of wear on the edge of corners.

### **SLK 18.7 to SLK 22.2**

Road ready for sealing in good condition

### **SLK 22.2 to SLK 26.9**

Seal width 4m. Edge drop of 50-70mm in some spots. Requires an edge grade.

### **SLK 26.9 to SLK 28.8**

Seal width 4m. Edge drop of 20mm to 40mm. No work required.

### **SLK 28.8 to SLK 38.0**

Seal width 4m, single seal. Edge drop of 20mm to 30mm. Seal required second seal.

### **SLK 38.0 to SLK 43**

Seal width 4m 2 coats seal. Surface in good condition. Edge work drop off 00mm to 20mm.

### **General Condition of Road**

Truck could be causing minor edge wear, but also put our traffic counter up for widening the road through the regional road group.

It should be noted other network 7 users have and are permitted to use the Morawa Yalgoo Road, these include Geraldton Fuel Distributors, Kleenheat Gas and Platinum Logistics.

In addition, there is also general local traffic accessing the road including, but not limited to trucks carting grain during the harvest periods.



## Works Supervisor Report – Review of Morawa Yalgoo Road



### Review of Morawa Yalgoo Road 01 May 2019 Carried out by Works Supervisor Paul Buist.

#### **SLK 0.0 to SLK 18.7**

Road widen to 7m. Road surface and edge okay small amount of wear on the edge of the corners.

#### **SLK 18.7 to SLK 19.1**

Edge and Road surface good condition seal with 4m.

#### **SLK 19.1 to SLK 27.2**

Seal with 4m Edge drop of 20 to 50mm. Some edges breaking away on corners.

#### **SLK 27.2 to SLK 29.2**

Seal with 4m Edge drop of 0-20mm. Road surface in good condition. General wear and tear.

#### **SLK 29.2 to SLK 38.9**

Seal with 4m single seal requires some patching. Edge works completed 2019. Edge drop off 0–10mm.

#### **SLK 38.9 to SLK 43**

Seal with 4m 2 coats seal. Surface in good condition. Edge works completed 2017. Edge drop off 0-10mm.

#### **General Condition of Road**

Truck could be causing minor edge wear, but also put our traffic count up for widening the road through the regional road group.

It should be noted other network 7 users have and are permitted to use the Morawa Yalgoo Road these include Geraldton Fuel Distributors, Kleenheat Gas and Platinum Logistics.

In addition, there is also general local traffic accessing the road including, but not limited to trucks carting grain during harvest periods.